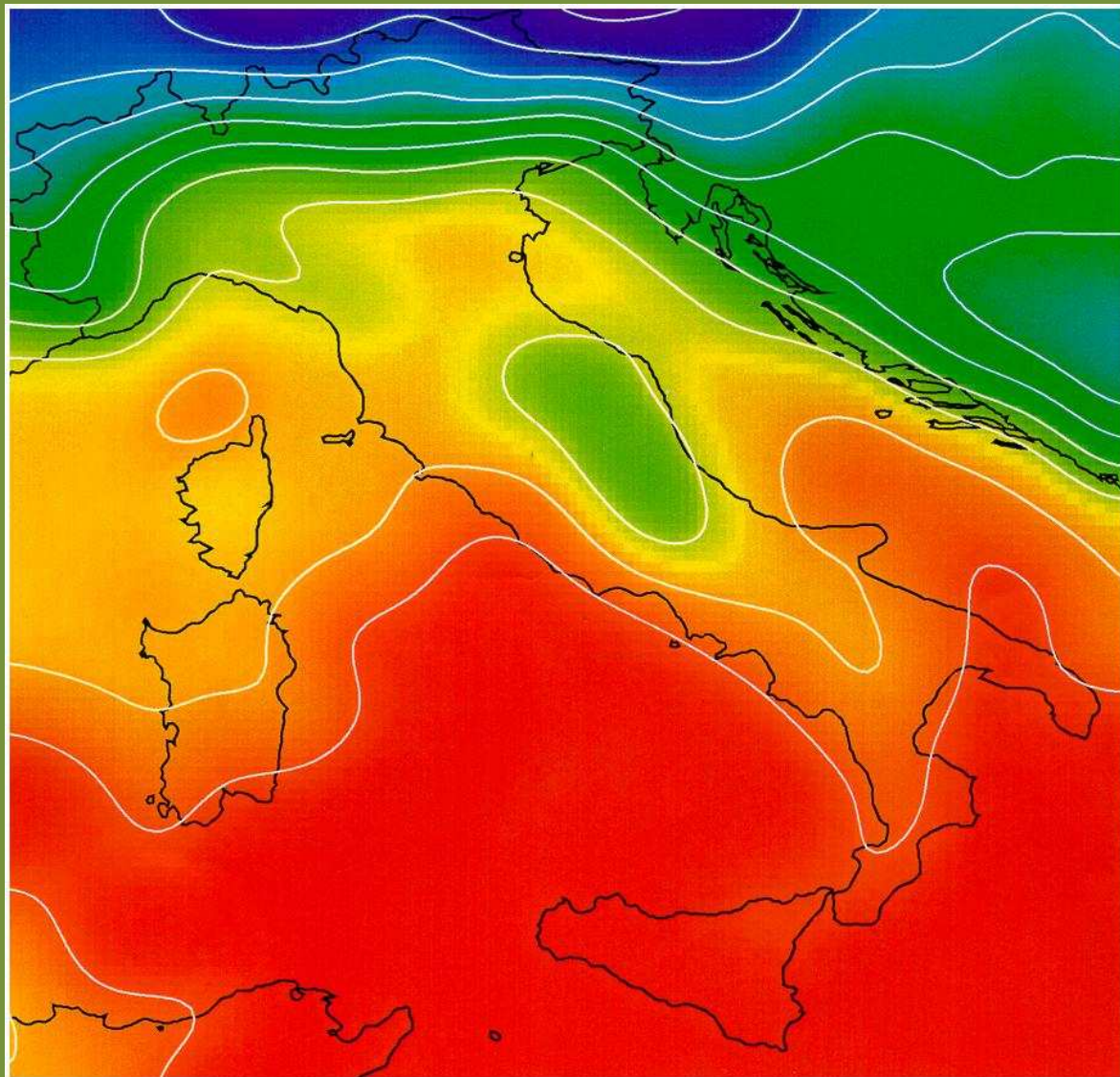


S. Petrarca, E. Cogliani, F. Spinelli

LA RADIAZIONE SOLARE GLOBALE AL SUOLO IN ITALIA

Valori medi mensili stimati sulle immagini del satellite Meteosat

ANNI 1998-1999 E MEDIA 1994-1999



ENEA

ENTE PER LE NUOVE TECNOLOGIE, L'ENERGIA E L'AMBIENTE

Questo volume è stato realizzato
dall'Unità Dati Bioclimatici e Territoriali
del Dipartimento Energia dell'ENEA
e-mail: siredbt@casaccia.enea.it

Autori

Cogliani, Euro
Petarca, Sergio
Spinelli, Francesco

I contenuti tecnico-scientifici delle pubblicazioni ENEA rispecchiano l'opinione degli autori e non necessariamente quella dell'Ente.

Edito dall'ENEA
Lungotevere Thaon di Revel, 76
00196 Roma

Finito di stampare
nel mese di dicembre 2000

Stampa
Arti Grafiche Tilligraf Spa Roma

S. Petrarca, E. Cogliani, F. Spinelli

ENEA, Dipartimento Energia, Divisione Sistemi Energetici per la Mobilità e l'Habitat

LA RADIAZIONE SOLARE GLOBALE AL SUOLO IN ITALIA

Anni 1998-1999 e media 1994-1999

Valori medi mensili stimati dalle immagini fornite dal satellite Meteosat

RIASSUNTO

La radiazione solare globale sull'Italia è stata stimata elaborando le immagini secondarie trasmesse dal satellite Meteosat nella banda del visibile. Il metodo di stima si basa sul fatto che la quantità di radiazione solare che raggiunge una certa porzione della superficie terrestre è statisticamente correlata alla copertura nuvolosa su di essa.

I valori medi mensili della radiazione giornaliera sul piano orizzontale così stimati sono stati confrontati con quelli ottenuti dai dati misurati a terra dalle stazioni dell'Ufficio Centrale per la Meteorologia dell'Aeronautica Militare Italiana e della Rete Agrometeorologica Nazionale del Ministero per le Politiche Agricole.

Lo scostamento medio annuo tra le due serie di valori è del 6-7%.

In questo volume sono fornite le mappe mensili della radiazione sull'Italia ed i valori giornalieri medi mensili per 1614 comuni italiani (tutti quelli aventi almeno 10.000 abitanti e comuni minori con almeno 5.000 abitanti posti in zone poco popolate) per gli anni 1998-1999.

Sono incluse, inoltre, le tabelle dei valori medi nel periodo 1994-1999 per la radiazione giornaliera media mensile e per la radiazione annua.

[METEOSAT, CLIMATOLOGIA, RADIAZIONE SOLARE, SISTEMI SOLARI PASSIVI]

S. Petrarca, E. Cogliani, F. Spinelli

ENEA, Dipartimento Energia, Divisione Sistemi Energetici per la Mobilità e l'Habitat

THE GLOBAL SOLAR RADIATION OVER ITALY

Years 1998-1999 and average 1994-1999

Monthly average daily values estimated from Meteosat images

ABSTRACT

The global solar radiation over Italy has been estimated from Meteosat secondary images in the visible band. The estimation method relies on the fact that the amount of solar radiation falling on a given area of the Earth's surface is statistically correlated to the cloud cover on that area.

Estimated values of the monthly average daily global radiation on a horizontal surface have been compared with values computed from data measured by the stations of the two Italian solar radiation networks: the Italian Air Force Meteorological Central Service and the National Agrometeorological Network.

The mean relative difference over the year between estimated and computed values is 6-7%.

In the present work, the monthly maps of radiation over Italy and the estimated monthly average daily values for 1614 Italian towns (all those having more than 10,000 inhabitants and smaller towns with at least 5,000 inhabitants located in less populated areas) are given for the years 1998-1999. Tables of the monthly average daily radiation and the yearly average radiation over the period 1994-1999 are included as well.

[METEOSAT, CLIMATOLOGY, SOLAR RADIATION, PASSIVE SOLAR DEVICES]

Indice

- 7 Introduzione
- 8 Stazioni di riferimento a terra
- 13 Filtraggio dei dati rilevati dalle stazioni
- 17 Precisione dei valori stimati
- 26 Discussione dei risultati
- 33 Appendice
 - Il metodo Heliosat

- 37 Bibliografia
- 39 Tabelle della radiazione
- 40 Radiazione 1998
- 76 Radiazione 1999
- 112 Radiazione media 1994-1999
- 149 Radiazione nei capoluoghi di regione
- 157 Distribuzioni di frequenza dei valori di radiazione
 - a. per regione
 - b. Nord, Centro, Sud
 - c. rispetto ai mesi
 - d. distribuzione della popolazione rispetto alla radiazione annua
 - e. distribuzione del numero di comuni rispetto alla radiazione annua

- 167 Insolazione annua media 1994-1999
- 174 Le zone meno assolate e quelle più assolate in Italia
- 175 Mappe mensili della radiazione 1998-1999

Figure

- 10 Stazioni della RAN per le quali sono disponibili dati nel biennio 1998-1999
- 12 Stazioni dell'AMI per le quali sono disponibili dati nel biennio 1998-1999
- 24 Correlazione tra valori stimati e valori misurati
- 25 Distribuzione degli scarti tra valori stimati e valori misurati

Introduzione

I dati storici disponibili in Italia sulla quantità di radiazione solare che giunge al suolo sono limitati ad un esiguo numero di località e non tutti molto attendibili.

Fino al 1990 si disponeva quasi esclusivamente dei valori di radiazione globale ricavati dalle registrazioni dei piranografi Robitzsch in dotazione alle stazioni del Servizio Meteorologico dell'Aeronautica Militare Italiana.

A partire dal 1990 entrarono in funzione in Italia stazioni automatiche per la rilevazione della radiazione solare globale al suolo dotate di piranometri. Attualmente ce ne sono 39 appartenenti all'Ufficio Generale per la Meteorologia dell'Aeronautica Militare Italiana e 31 appartenenti alla Rete Agrometeorologica Nazionale del Ministero per le Politiche Agricole. I dati di queste due fonti vengono da noi usati per valutare la precisione della nostra stima. Esistono in Italia altri enti che registrano la radiazione solare, ma è difficile ottenerne i dati e valutarne l'accuratezza.

Il costo della manutenzione e la necessità di periodiche calibrazioni dei piranometri rendono, però, piuttosto arduo garantirne la continuità di funzionamento e l'attendibilità delle misure. D'altra parte, le stazioni esistenti non sono sufficienti per descrivere adeguatamente la distribuzione della radiazione al suolo sull'intero territorio.

Per queste ragioni negli anni intorno al 1980 si cominciò a indagare la possibilità di stimare la radiazione solare a terra usando le immagini fornite dai satelliti meteorologici [1]-[3]. Negli anni successivi diversi autori studiarono la fattibilità di un sistema a basso costo basato su questa idea.

Un prototipo, cui fu dato il nome di Heliosat, fu studiato in Francia presso il *Centre de Télédétection et d'Analyse des Milieux Naturels* dell'*École Nationale Supérieure des Mines de Paris*, che ha sede nel centro di ricerche di Sophia-Antipolis presso Valbonne [4],[5].

Una versione operativa del sistema fu messa a punto dalla Divisione *Sistemi Energetici per la Mobilità e l'Habitat* del Dipartimento Energia dell'ENEA ed è in funzione dal marzo 1994.

Qualche cenno sul metodo di stima è dato nell'Appendice.

Stazioni di riferimento a terra

Per valutare l'accuratezza dei valori stimati abbiamo usato le misure a terra delle due reti piranometriche nazionali che in Italia misurano la radiazione solare:

1. la Rete Agrometeorologica Nazionale del Ministero per le Politiche Agricole (RAN, 31 stazioni);
2. il Servizio Meteorologico dell'Aeronautica Militare Italiana (AMI, 39 stazioni).

Altre misure vengono effettuate da osservatorii, enti regionali, istituzioni locali, ma dei loro dati non si è fatto uso, essenzialmente per difficoltà di reperimento o per la loro incompletezza.

Va osservato che non tutte le stazioni della RAN e dell'AMI forniscono con continuità dati attendibili, e che un numero non trascurabile presenta a volte problemi di funzionamento: può capitare che una stazione abbia la strumentazione fuori uso per un lungo periodo oppure che un guasto non venga rilevato tempestivamente.

I dati registrati possono essere affetti da errore anche per la mancata manutenzione e ricalibrazione del piranometro.

Può capitare che i dati forniti dalla stazione, in sé attendibili, siano erroneamente attribuiti ad un'ora diversa da quella di rilevazione (ad esempio siano sfasati di un'ora, perché riferiti all'ora dell'Europa Centrale anziché a quella di Greenwich).

A volte il valore giornaliero fornito o pubblicato dalla fonte non è congruente con quelli orari, oppure esso viene fornito (senza avvertire dell'incompletezza) nonostante uno o più dati orari delle ore diurne non siano stati rilevati. Questo avviene sia per i tabulati che l'AMI invia al centro mondiale di raccolta della radiazione di San Pietroburgo [16], sia per le tabelle pubblicate nel bollettino della RAN [12].

Perciò i dati grezzi forniti dalle due reti vengono da noi sottoposti ad un accurato filtraggio, che ne riduce a volte notevolmente la consistenza. Senza questa selezione dei dati sperimentali, d'altro canto, il modello verrebbe impostato con parametri empirici imprecisi ed il calcolo degli scostamenti tra stima e *realtà* darebbe risultati fuorvianti.

Nelle figure 1 e 2 diamo le mappe delle due reti, riportando solo le stazioni che hanno fornito dati utili in uno almeno dei due anni 1998 e 1999. Per non appesantire le scritte omettiamo le prime due cifre (90) del codice delle stazioni della RAN ed il prefisso 16 (= Italia) per quelle dell'AMI.

Tabella 1
Stazioni automatiche della rete RAN che rilevano la radiazione solare

| codice | comune | prov | latitudine | longitudine | altitudine |
|--------|-----------------------------|------|------------|-------------|------------|
| 9000 | Caprarola | VT | 42° 20' | 12° 11' | 650 |
| 9001 | Marsciano | PG | 43° 0' | 12° 18' | 229 |
| 9002 | Turi | BA | 40° 55' | 17° 1' | 230 |
| 9003 | Palo del Colle | BA | 41° 3' | 16° 38' | 191 |
| 9005 | Susegana | TV | 45° 51' | 12° 16' | 67 |
| 9007 | Piubega | MN | 45° 13' | 10° 32' | 40 |
| 9011 | Ramacca | CT | 37° 33' | 14° 35' | 183 |
| 9012 | Caltagirone | CT | 37° 7' | 14° 32' | 313 |
| 9013 | Santo Stefano Quisquina | AG | 37° 30' | 13° 31' | 158 |
| 9015 | Montanaso Lombardo | LO | 45° 20' | 9° 27' | 83 |
| 9018 | Città di Castello | PG | 43° 31' | 12° 8' | 311 |
| 9019 | Monsampolo del Tronto | AP | 42° 53' | 13° 48' | 43 |
| 9020 | Campochiaro | CB | 41° 28' | 14° 32' | 502 |
| 9021 | Ozieri | SS | 40° 37' | 8° 56' | 216 |
| 9022 | Zeddiani | OR | 39° 59' | 8° 37' | 14 |
| 9023 | San Casciano in Val di Pesa | FI | 43° 40' | 11° 9' | 222 |
| 9024 | Pisa | PI | 43° 42' | 10° 29' | 2 |
| 9025 | Carpeneto | AL | 44° 41' | 8° 36' | 329 |
| 9026 | Benevento | BN | 41° 7' | 14° 50' | 152 |
| 9027 | Cassano allo Jonio | CS | 39° 44' | 16° 27' | 10 |
| 9029 | Fano | PS | 43° 50' | 13° 0' | 28 |
| 9030 | Verzuolo | CN | 44° 35' | 7° 29' | 420 |
| 9032 | Latina | LT | 41° 27' | 12° 54' | 12 |
| 9033 | Pontecagnano | SA | 40° 37' | 14° 52' | 29 |
| 9034 | Fiume Veneto | PN | 45° 55' | 12° 43' | 19 |
| 9035 | Civiale | UD | 46° 05' | 13° 25' | 130 |
| 9036 | Aliano | MT | 40° 17' | 16° 19' | 250 |
| 9039 | Castel di Sangro | AQ | 41° 45' | 14° 16' | 810 |
| 9040 | Roma Collegio Romano | RM | 41° 54' | 12° 29' | 58 |
| 9041 | Matera | MT | 40° 39' | 16° 37' | 346 |
| 9042 | Vigalzano | TN | 46° 04' | 11° 14' | 539 |



Fig. 1
Stazioni della RAN per le quali sono disponibili dati nel biennio 1998-1999

Tabella 2
Stazioni automatiche della rete AMI che rilevano la radiazione solare

| codice | comune | prov | latitudine | longitudine | altitudine |
|--------|--------------------|------|------------|-------------|------------|
| 16022 | Paganella | TN | 46° 9' | 11° 2' | 2129 |
| 16033 | Dobbiaco / Toblach | BZ | 46° 44' | 12° 13' | 1226 |
| 16045 | Udine Rivolto | UD | 45° 59' | 13° 2' | 53 |
| 16052 | Plan Rosà | AO | 45° 56' | 7° 42' | 3488 |
| 16061 | Bric Della Croce | TO | 45° 2' | 7° 43' | 710 |
| 16080 | Milano Linate | MI | 45° 27' | 9° 16' | 105 |
| 16084 | Piacenza | PC | 44° 55' | 9° 44' | 138 |
| 16090 | Verona Villafranca | VR | 45° 23' | 10° 52' | 68 |
| 16099 | Treviso S. Angelo | TV | 45° 39' | 12° 11' | 23 |
| 16110 | Trieste | TS | 45° 39' | 13° 45' | 20 |
| 16134 | Monte Cimone | MO | 44° 11' | 10° 42' | 2173 |
| 16148 | Cervia | RA | 44° 13' | 12° 18' | 10 |
| 16153 | Capo Mele | SV | 43° 57' | 8° 10' | 221 |
| 16158 | Pisa S. Giusto | PI | 43° 41' | 10° 23' | 6 |
| 16181 | Perugia | PG | 43° 5' | 12° 30' | 205 |
| 16197 | Elba | LI | 42° 44' | 10° 24' | 397 |
| 16216 | Viterbo | VT | 42° 26' | 12° 3' | 308 |
| 16219 | Monte Terminillo | RI | 42° 28' | 12° 59' | 1875 |
| 16224 | Vigna di Valle | RM | 42° 5' | 12° 13' | 266 |
| 16232 | Termoli | CB | 42° 0' | 15° 0' | 44 |
| 16239 | Roma Ciampino | RM | 41° 47' | 12° 35' | 105 |
| 16252 | Campobasso | CB | 41° 34' | 14° 39' | 807 |
| 16253 | Grazzanise | CE | 41° 3' | 14° 4' | 10 |
| 16261 | Amendola | FG | 41° 32' | 15° 43' | 60 |
| 16280 | Ponza | LT | 40° 55' | 12° 57' | 185 |
| 16310 | Capo Palinuro | SA | 40° 1' | 15° 16' | 185 |
| 16320 | Brindisi | BR | 40° 39' | 17° 57' | 10 |
| 16344 | Monte Scuro | CS | 39° 20' | 16° 24' | 1677 |
| 16350 | Crotone | KR | 39° 0' | 17° 4' | 155 |
| 16360 | S. Maria di Leuca | LE | 39° 49' | 18° 21' | 112 |
| 16400 | Ustica | PA | 38° 42' | 13° 10' | 241 |
| 16420 | Messina | ME | 38° 12' | 15° 33' | 54 |
| 16429 | Trapani Birgi | TP | 37° 55' | 12° 30' | 9 |
| 16453 | Gela | CL | 37° 5' | 14° 13' | 33 |
| 16470 | Pantelleria | TP | 36° 49' | 11° 58' | 198 |
| 16480 | Cozzo Spadaro | SR | 36° 41' | 15° 8' | 51 |
| 16522 | Capo Caccia | SS | 40° 34' | 8° 10' | 204 |
| 16550 | Capo Bellavista | NU | 39° 55' | 9° 42' | 156 |
| 16560 | Cagliari Elmas | CA | 39° 14' | 9° 3' | 5 |

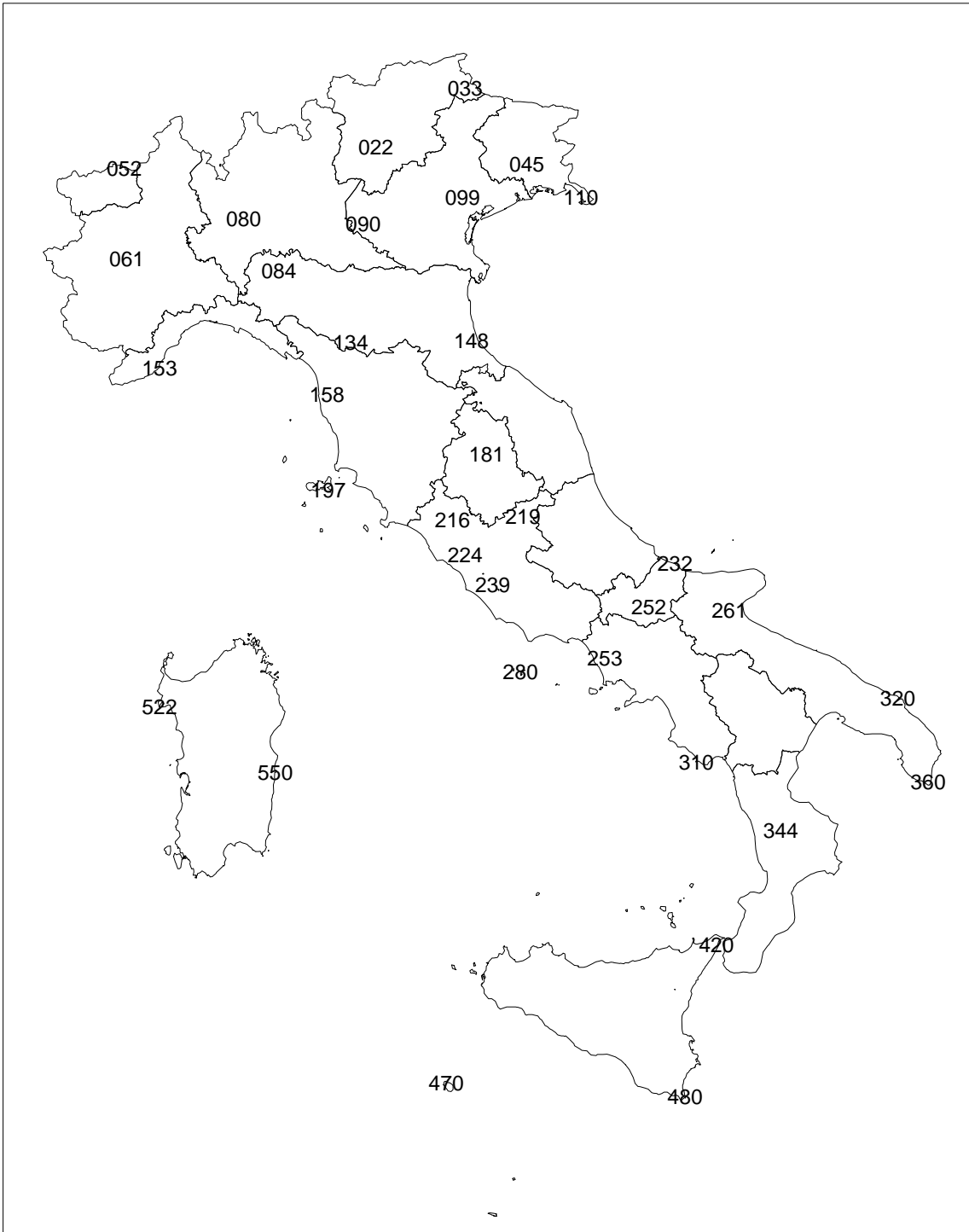


Fig. 2
Stazioni dell'AMI per le quali sono disponibili dati nel biennio 1998-1999

Filtraggio dei dati rilevati dalle stazioni

Il dato di cui vogliamo valutare l'accuratezza è il valore giornaliero medio mensile stimato dal nostro sistema. Occorre perciò selezionare e validare i dati orari al suolo, calcolare da essi i valori giornalieri ed infine ricavarne la media mensile da confrontare con il valore stimato.

La procedura adottata è questa:

1. Le misure di un giorno vengono scartate in blocco se un valore notturno è maggiore di 0.12 MJ/m^2 : c'è il sospetto che le misure siano affette da un fuori-zero non accettabile.
2. Se complessivamente la successione dei valori diurni appare sfasata rispetto alle ore dell'alba e del tramonto (sospetto di ora di acquisizione errata), tutto il giorno viene ignorato.
3. Sono scartate, perché sicuramente errate, le misure orarie diurne maggiori del corrispondente valore extra-atmosferico.
4. Si calcola il dato giornaliero come somma di quelli orari *nell'arco diurno*, solo se sono disponibili e valide *tutte* le misure che cadono in esso, cioè se il giorno è *pieno*.
5. Si esclude dal confronto un dato giornaliero che sia minore del 10% del corrispondente valore extra-atmosferico.

Questi criteri possono sembrare troppo restrittivi, ma va tenuto ben presente che lo scopo del confronto è valutare quanto accurato sia il valore stimato rispetto a quello vero: occorre che le misure siano per quanto possibile attendibili per poter essere considerate *verità*. Vedremo che, nonostante l'apparente severità del vaglio, alcune stazioni forniscono dati che, pur superando questi controlli, sono fortemente sospetti.

Abbiamo riportato nelle tabelle 3 e 4, per ogni stazione e per ogni mese, il numero di giorni *pieni* nel senso detto al punto 4. Sono escluse le stazioni che non dispongono di almeno tre mesi di dati utili per il confronto. Diremo tra breve qual è il significato dello sfondo grigio di alcune caselle in queste due tabelle. Ci sono stazioni le quali, per guasti delle apparecchiature o per funzionamento intermittente, forniscono un numero di dati validi piuttosto basso. Nei due anni a cui si riferisce questo volume ciò vale soprattutto per le stazioni della RAN, ed in misura modesta per quelle dell'AMI.

Delle seguenti stazioni non ci sono stati forniti dati nel biennio:

della RAN

9000 Caprarola (VT)

9001 Marsciano (PG)

9007 Piubega (MN)

9015 Montanaso Lombardo (LO)

9021 Ozieri (SS)

9022 Zeddiani (OR)

9029 Fano (PS)

9035 Cividale (UD)

dell'AMI

16350 Crotone (KR)

16400 Ustica (PA)

16429 Trapani Birgi (TP)

16453 Gela (CL)

16560 Cagliari Elmas (CA).

Tabella 3

Stazioni RAN – Numero di giorni pieni degli anni 1998-1999

| stazione | 1998 | | | | | | | | | | | | 1999 | | | | | | | | | | | | totali | |
|----------|------|-----|-----|-----|-----|-----|-----|-----|-----|-----|-----|-----|------|-----|-----|-----|-----|-----|-----|-----|-----|-----|-----|-----|--------|------|
| | gen | feb | mar | apr | mag | giu | lug | ago | set | ott | nov | dic | gen | feb | mar | apr | mag | giu | lug | ago | set | ott | nov | dic | 1998 | 1999 |
| 9002 | 29 | 22 | 27 | 27 | 27 | 26 | 28 | 30 | 28 | 25 | 23 | 27 | 29 | 25 | 25 | 26 | 29 | 24 | 26 | 27 | 27 | 25 | 28 | 20 | 319 | 311 |
| 9003 | 28 | 22 | 30 | 28 | 27 | 28 | 29 | 29 | 28 | 27 | 22 | 29 | 30 | 23 | 28 | 27 | 29 | 22 | 25 | 30 | 25 | 27 | 27 | 22 | 327 | 315 |
| 9005 | | | 25 | 14 | 23 | 24 | 29 | 31 | 24 | 18 | 28 | 28 | 29 | 26 | 27 | 13 | 12 | 28 | 28 | 27 | 25 | 25 | 25 | 21 | 244 | 286 |
| 9011 | | | 17 | 29 | 31 | 28 | 26 | 7 | | 30 | 28 | 30 | 29 | 12 | 30 | 30 | 29 | 30 | 23 | 9 | 11 | 31 | 28 | 25 | 226 | 287 |
| 9012 | | 17 | | | 18 | 30 | 30 | 31 | 29 | 29 | 30 | 29 | 29 | 28 | 29 | 30 | 29 | 30 | 31 | 30 | 27 | 30 | 27 | 23 | 243 | 343 |
| 9013 | 30 | 27 | 26 | 30 | 29 | 30 | 30 | 31 | 29 | 29 | 28 | 30 | 29 | 28 | 30 | 30 | 29 | 29 | 31 | 30 | 19 | 28 | 26 | 25 | 349 | 334 |
| 9018 | | | | | | | | 4 | 11 | 10 | 6 | 7 | 13 | 13 | 9 | 7 | 9 | 14 | 19 | 19 | 12 | 10 | 12 | 5 | 38 | 142 |
| 9019 | | | 7 | 20 | 14 | 12 | 12 | 19 | 14 | 14 | 10 | 8 | 19 | 11 | 14 | 12 | 10 | 13 | 16 | 21 | 14 | 12 | 9 | 7 | 130 | 158 |
| 9020 | | | | | | | | | 5 | 13 | 7 | 11 | 16 | 8 | 14 | 14 | 7 | 12 | 11 | 20 | 11 | 10 | 6 | 7 | 36 | 136 |
| 9023 | | | | | | | | | | | | | | 7 | 27 | 27 | 21 | 24 | 29 | 24 | 24 | 17 | 23 | 16 | | 239 |
| 9024 | | | | | | | 15 | 29 | 24 | 27 | 24 | 17 | 17 | 24 | 25 | 20 | 23 | 27 | 31 | 28 | 24 | 24 | 23 | 16 | 136 | 282 |
| 9025 | | | | | | | | | | | | | | 10 | 21 | 23 | 26 | 24 | 29 | 28 | 23 | 20 | 20 | 18 | | 242 |
| 9026 | 26 | 20 | 10 | | | | | | | | | | | 8 | 25 | 28 | 28 | 26 | 28 | 14 | 16 | 29 | 23 | 14 | 56 | 239 |
| 9027 | 25 | 23 | 27 | 8 | | | | | | | | | | 10 | 26 | 25 | 30 | 28 | 2 | 31 | 25 | 28 | 23 | 25 | 83 | 253 |
| 9030 | | | | | | | | | | | | | | 10 | 24 | 23 | 20 | 17 | 16 | 27 | 24 | 14 | 20 | 24 | | 219 |
| 9032 | | | 12 | 29 | 28 | 29 | 31 | 31 | 30 | 31 | 25 | 26 | 28 | 17 | 28 | 25 | 29 | 28 | 30 | 30 | 26 | 27 | 22 | 18 | 272 | 308 |
| 9033 | 29 | 25 | 26 | 25 | 26 | 29 | 31 | 27 | 20 | 27 | 25 | 23 | 24 | 23 | 29 | 25 | 23 | 28 | 29 | 31 | 26 | 20 | 26 | 18 | 313 | 302 |
| 9034 | | | | | | | | 19 | 24 | 23 | 23 | 24 | 26 | 24 | 22 | 22 | 25 | 26 | 29 | 27 | 25 | 23 | 20 | 14 | 113 | 283 |
| 9036 | | | | | | | | | | | | | | 9 | 26 | 26 | 28 | 28 | 27 | 26 | 25 | 25 | 20 | 18 | | 258 |
| 9039 | | | | | | | | | | | | | | 10 | 28 | 24 | 29 | 26 | 30 | 29 | 20 | 23 | 22 | 22 | | 263 |
| 9040 | | | | | | | | | | | | | | 11 | 31 | 29 | 24 | 29 | 29 | 30 | 26 | 28 | 25 | 21 | | 283 |
| 9041 | | | | | | | | | | | | | | | | 14 | 30 | 19 | 27 | 30 | 27 | 28 | 26 | 21 | | 222 |
| 9042 | | | | | | | | | | | | | | | | | | 2 | 2 | 6 | 12 | 7 | 15 | 3 | | 47 |
| totali | 167 | 156 | 207 | 210 | 223 | 236 | 261 | 288 | 266 | 303 | 279 | 289 | 318 | 337 | 518 | 500 | 519 | 534 | 548 | 574 | 494 | 511 | 496 | 403 | 2885 | 5752 |

Tabella 4

Stazioni AMI – Numero di giorni pieni degli anni 1998-1999

| stazione | 1998 | | | | | | | | | | | | 1999 | | | | | | | | | | | | totali | | |
|----------|------|-----|-----|-----|-----|-----|-----|-----|-----|-----|-----|-----|------|-----|-----|-----|-----|-----|-----|-----|-----|-----|-----|-----|--------|------|-----|
| | gen | feb | mar | apr | mag | giu | lug | ago | set | ott | nov | dic | gen | feb | mar | apr | mag | giu | lug | ago | set | ott | nov | dic | 1998 | 1999 | |
| 16022 | | | | | | | | | | | | | | | | | | 28 | 30 | | | | 24 | 31 | | 113 | |
| 16033 | | | | | | | | | | | | | 24 | | | 19 | 30 | 30 | 22 | 31 | | | 29 | 24 | | 209 | |
| 16045 | 17 | 25 | 24 | 28 | 28 | 30 | 27 | 30 | 22 | 24 | 27 | 20 | 29 | 25 | 19 | | 23 | 30 | 31 | 31 | 30 | 29 | | | 302 | 247 | |
| 16052 | 18 | 16 | 1 | 20 | 25 | 23 | 30 | 17 | 26 | 23 | 22 | 23 | 27 | 25 | 21 | 28 | 22 | 18 | 2 | | | | | | | 244 | 143 |
| 16061 | 26 | 3 | | | | | | | | | | | | | | | | | | | | | | | | 29 | |
| 16080 | 25 | 26 | 30 | 9 | | | | | | | | | | | 24 | 28 | 30 | 29 | 30 | 29 | 28 | 26 | 25 | 24 | 90 | 273 | |
| 16084 | 26 | 27 | 31 | 28 | 30 | 24 | 25 | 29 | 28 | 28 | 28 | 25 | 27 | 26 | 30 | 28 | | | 30 | 30 | 29 | 26 | 23 | 25 | 329 | 274 | |
| 16090 | 23 | 28 | 23 | 28 | 31 | 30 | 31 | 28 | 27 | 28 | 26 | 26 | 30 | 26 | 28 | 28 | 27 | 30 | 30 | 30 | 27 | 26 | 23 | 17 | 329 | 322 | |
| 16099 | 17 | 26 | 25 | 27 | 24 | 30 | 31 | 29 | 28 | 22 | 28 | 11 | | 22 | 28 | 30 | 31 | 30 | 31 | 31 | 29 | 29 | 27 | 25 | 298 | 313 | |
| 16110 | 23 | 28 | 29 | 28 | 31 | 30 | 30 | 30 | 30 | 27 | 27 | 27 | 27 | 24 | 29 | 26 | 31 | 30 | 31 | 31 | 30 | 31 | 23 | 21 | 340 | 334 | |
| 16134 | | | | | | | | | | | | | 18 | | | | | | | | | | | | | 18 | |
| 16148 | 17 | 24 | 28 | 30 | 31 | 30 | 31 | 31 | 30 | 30 | 24 | 22 | 26 | 27 | 31 | 29 | 30 | 30 | 31 | 31 | 29 | 27 | 20 | 23 | 328 | 334 | |
| 16153 | 26 | 25 | 31 | 27 | 29 | 27 | 31 | 30 | 27 | 24 | 26 | 23 | 29 | 28 | 30 | 29 | 30 | 30 | | | 28 | 27 | 30 | 28 | 326 | 289 | |
| 16158 | 27 | 27 | 31 | 30 | 31 | 30 | 31 | 29 | 27 | 29 | 27 | 25 | 29 | 27 | 31 | 28 | 30 | 29 | 31 | 31 | 28 | 29 | 29 | 24 | 344 | 346 | |
| 16181 | 17 | 22 | 27 | 27 | 22 | 30 | 20 | 30 | 27 | 30 | 28 | 29 | 30 | 27 | 30 | 29 | 30 | 28 | 31 | 29 | 29 | 28 | 14 | 28 | 309 | 333 | |
| 16197 | 24 | 25 | 25 | 23 | 26 | 30 | 29 | 10 | 26 | 27 | 22 | 24 | 29 | 27 | 28 | 28 | 31 | 28 | 31 | 30 | | | | | 291 | 232 | |
| 16216 | 29 | 26 | 30 | 30 | 31 | 30 | 31 | 31 | 30 | 31 | 30 | 29 | 29 | 27 | 31 | 30 | 31 | 30 | 31 | 31 | 30 | 31 | 30 | 29 | 358 | 360 | |
| 16219 | 11 | 10 | 20 | 15 | 25 | 27 | 31 | 31 | | | | | 26 | 25 | 28 | 27 | 29 | 29 | 31 | 30 | 29 | 26 | 25 | 21 | 170 | 326 | |
| 16224 | 29 | 23 | 30 | 28 | 31 | 30 | | | 24 | 28 | 28 | 28 | 30 | 26 | 30 | 28 | 31 | 29 | 31 | 31 | 29 | 31 | 28 | 28 | 279 | 352 | |
| 16232 | 25 | 19 | 20 | 25 | 26 | 25 | 29 | 23 | 25 | 28 | 22 | 28 | 30 | 26 | 31 | 30 | 31 | 30 | 31 | 31 | 30 | 30 | 29 | 23 | 295 | 352 | |
| 16239 | 28 | 26 | 31 | 30 | 30 | 30 | 30 | 31 | 30 | 30 | 26 | 31 | 29 | 27 | 31 | 28 | 31 | 30 | 31 | 31 | 30 | 31 | 29 | 26 | 353 | 354 | |
| 16252 | 26 | 25 | 26 | 30 | 24 | 29 | 31 | 31 | 27 | 31 | 25 | 29 | 30 | 23 | 31 | 30 | 30 | 30 | 31 | 31 | 30 | 31 | 28 | 29 | 334 | 354 | |
| 16253 | | | | | | | | | | 28 | 22 | 29 | 30 | 27 | 29 | 30 | 31 | 30 | 31 | 31 | 30 | 31 | 29 | 28 | 79 | 357 | |
| 16261 | 29 | 27 | 29 | 30 | 28 | 30 | 31 | 31 | 30 | 29 | 25 | 31 | | | 30 | 30 | 31 | 30 | 31 | 31 | 30 | 31 | 29 | 30 | 350 | 303 | |
| 16280 | 29 | 22 | 25 | 30 | 23 | 29 | 25 | 25 | 24 | 27 | 24 | 29 | 31 | 27 | 31 | 8 | | | | 29 | 31 | 29 | 31 | 29 | 31 | 312 | 217 |
| 16310 | 25 | 23 | 21 | 28 | 28 | 9 | 2 | 5 | 5 | 21 | 25 | 5 | 4 | 26 | 29 | 24 | 19 | | 18 | 31 | 30 | 29 | 29 | 27 | 197 | 266 | |
| 16320 | 27 | 27 | 28 | 26 | 27 | 29 | 30 | 30 | 13 | 17 | 25 | 29 | 27 | 14 | 14 | 30 | 29 | 30 | 31 | 31 | 29 | 28 | 28 | 28 | 308 | 319 | |
| 16344 | | | | | | | | | | | | | | | | | | | | | 3 | 30 | 18 | 3 | | 54 | |
| 16360 | 24 | 26 | 26 | 25 | 28 | 29 | 27 | 31 | 27 | 27 | 21 | 1 | | | 23 | 26 | 29 | 28 | 22 | 29 | 29 | 23 | 13 | 2 | 292 | 224 | |
| 16420 | 26 | 27 | 22 | 29 | 26 | 29 | 24 | 30 | 27 | 26 | 26 | 31 | 30 | 27 | 30 | 30 | 31 | 30 | 31 | 30 | 30 | 31 | 29 | 30 | 323 | 359 | |
| 16470 | 30 | 25 | 30 | 26 | 31 | 16 | 31 | 31 | 30 | 31 | 26 | 31 | 30 | 28 | 31 | 30 | 31 | 30 | 29 | 31 | 30 | 31 | 28 | 30 | 338 | 359 | |
| 16480 | 28 | 28 | 28 | 29 | 30 | 30 | 27 | 31 | 28 | 31 | 30 | 30 | 30 | 28 | 30 | 30 | 31 | 28 | 24 | 31 | 30 | 31 | 27 | 30 | 350 | 350 | |
| 16522 | 9 | 24 | 26 | 21 | 24 | 24 | 28 | 30 | 6 | 6 | 14 | 11 | 14 | 26 | 28 | 30 | 31 | 30 | 31 | 31 | 28 | 31 | 30 | 29 | 223 | 339 | |
| 16550 | 29 | 28 | 30 | 28 | 29 | 30 | 31 | 31 | 30 | 31 | 28 | 28 | 29 | 28 | 30 | 30 | 31 | 30 | 31 | 31 | 30 | 31 | | | 353 | 301 | |
| Totali | 690 | 688 | 727 | 735 | 749 | 740 | 724 | 715 | 654 | 714 | 682 | 655 | 724 | 669 | 816 | 801 | 822 | 786 | 824 | 856 | 793 | 816 | 725 | 694 | 8473 | 9326 | |

Precisione dei valori stimati

Dalle immagini Meteosat si ottengono mappe di radiazione giornaliera e da queste le mappe di radiazione giornaliera media mensile, riportate in fondo al volume.

La precisione del dato stimato si valuta confrontando il valore letto sulla mappa mensile, in corrispondenza delle coordinate di una stazione, con la media mensile dei valori giornalieri ottenuti dai dati misurati nella stazione.

Salvo casi eccezionali, il nostro sistema fornisce tutte o quasi le mappe giornaliere, ricavate dalle immagini orarie dell'arco diurno, il cui numero varia da 7 a 12 secondo il mese. La percentuale di immagini che non vengono archiviate, per difetti di trasmissione o di ricezione, è bassa; il valore medio mensile che se ne ricava è dunque generalmente il risultato di un numero rilevante di *misure*.

Al contrario, le stazioni possono avere periodi piuttosto lunghi di interruzione o di malfunzionamento, che a volte riducono fortemente la rappresentatività delle medie mensili. Abbiamo perciò deciso di effettuare il confronto tra valore *stimato* e valore *calcolato dalle misure a terra* soltanto nel caso in cui quest'ultimo è ricavato da almeno 16 valori giornalieri, ottenuti da giorni *pieni* ed attendibili, nel senso detto al paragrafo precedente.

Nelle tabelle 3 e 4 sono segnalati con lo sfondo grigio i mesi che vengono esclusi dal confronto in conseguenza di questa scelta; le caselle vuote, invece, indicano i mesi per i quali la stazione non ha rilevato dati, oppure i dati rilevati sono stati dalla fonte ritenuti inattendibili e non ci sono stati forniti. Come misura della precisione della stima abbiamo assunto il valore assoluto dello scarto percentuale tra valore stimato, H_s , e valore calcolato, H_c , della radiazione giornaliera media mensile, assumendo come *vero* il valore calcolato:

$$\text{scarto} = 100 \times \frac{|H_s - H_c|}{H_c}$$

Dal calcolo degli scarti sono state escluse quelle stazioni con pochi dati utili di cui abbiamo già detto ed alcune che nei due anni hanno rilevato dati abbondanti, ma palesemente inattendibili (ne daremo l'elenco tra breve).

Le tabelle 5-6 e 8-9 riportano il risultato di questo confronto, mese per mese per ciascuna stazione.

Nell'ultima riga è dato lo scarto medio mensile. Nelle ultime due colonne sono indicati per ciascuna stazione il numero di mesi su cui si è potuto fare il confronto (quelli per i quali erano disponibili almeno 16 valori giornalieri) e la media annuale degli scarti mensili. Il dato finale complessivo, evidenziato in neretto, è la media degli scarti annuali delle stazioni, pesata sul corrispondente numero di mesi.

Tabella 5

Stazioni RAN

Scarti percentuali tra valori stimati e valori calcolati per l'anno 1998

| | gen | feb | mar | apr | mag | giu | lug | ago | set | ott | nov | dic | mesi | media |
|-------|------|------|------|------|------|------|------|------|------|------|------|------|------|------------|
| 9002 | 11.9 | 10.1 | 7.3 | 0.2 | 4.9 | 3.8 | 9.2 | 2.7 | 3.4 | 0.5 | 6.5 | 16.5 | 12 | 6.4 |
| 9003 | 26.4 | 3.5 | 8.9 | 5.0 | 10.1 | 2.2 | 4.4 | 0.3 | 6.2 | 7.3 | 10.9 | 21.7 | 12 | 8.9 |
| 9005 | | | 0.9 | | 2.2 | 7.5 | 4.5 | 6.3 | 3.3 | 5.6 | 10.1 | 27.9 | 9 | 7.6 |
| 9011 | | | 13.1 | 3.8 | 0.7 | 6.8 | 13.1 | | | 0.8 | 1.8 | 0.3 | 8 | 5.1 |
| 9012 | | 12.0 | | | 6.9 | 6.4 | 5.3 | 4.0 | 6.1 | 2.1 | 2.9 | 0.8 | 9 | 5.2 |
| 9013 | 8.0 | 5.0 | 3.4 | 2.9 | 1.5 | 11.2 | 11.0 | 7.0 | 3.8 | 4.1 | 6.3 | 1.7 | 12 | 5.5 |
| 9024 | | | | | | | | 8.9 | 6.1 | 17.9 | 15.2 | 20.6 | 5 | 13.7 |
| 9027 | 29.7 | 7.3 | 2.2 | | | | | | | | | | 3 | 13.1 |
| 9032 | | | | 6.2 | 11.2 | 6.6 | 2.2 | 7.9 | 9.8 | 17.6 | 19.2 | 15.0 | 9 | 10.6 |
| 9033 | 4.5 | 3.1 | 6.5 | 13.0 | 10.5 | 5.2 | 5.2 | 5.0 | 5.6 | 22.5 | 12.4 | 5.2 | 12 | 8.2 |
| 9034 | | | | | | | | 18.0 | 11.0 | 10.8 | 11.6 | 23.5 | 5 | 15.0 |
| media | 16.1 | 6.8 | 6.0 | 5.2 | 6.0 | 6.2 | 6.9 | 6.7 | 6.1 | 8.9 | 9.7 | 13.3 | 96 | 8.1 |

Tabella 6
Stazioni RAN
Scarti percentuali tra valori stimati e valori calcolati per l'anno 1999

| | gen | feb | mar | apr | mag | giu | lug | ago | set | ott | nov | dic | mesi | media |
|-------|------|------|------|------|------|------|------|------|------|------|------|------|------|-------------|
| 9002 | 20.0 | 0.3 | 4.5 | 13.1 | 2.8 | 2.2 | 4.7 | 1.8 | 1.1 | 7.3 | 17.0 | 13.7 | 12 | 7.4 |
| 9003 | 24.3 | 2.7 | 2.8 | 13.5 | 1.7 | 2.6 | 3.6 | 2.6 | 1.2 | 4.4 | 18.8 | 14.2 | 12 | 7.7 |
| 9005 | 17.9 | 10.0 | 10.6 | | | 4.6 | 7.6 | 8.4 | 7.7 | 8.0 | 10.7 | 10.8 | 10 | 9.6 |
| 9011 | 5.5 | | 60.4 | 6.2 | 3.4 | 8.2 | 8.8 | | | 6.1 | 1.1 | 8.7 | 9 | 12.0 |
| 9012 | 3.4 | 1.6 | 4.2 | 1.7 | 2.4 | 5.0 | 5.6 | 5.1 | 1.1 | 7.7 | 2.3 | 16.3 | 12 | 4.7 |
| 9013 | 5.2 | 6.8 | 0.4 | 2.6 | 1.2 | 8.9 | 8.3 | 8.2 | 7.4 | 6.8 | 4.5 | 11.7 | 12 | 6.0 |
| 9024 | 12.0 | 26.4 | 11.5 | 11.5 | 19.9 | 5.4 | 10.4 | 7.9 | 10.1 | 4.6 | 14.8 | 11.7 | 12 | 12.2 |
| 9027 | | | 5.5 | 10.7 | 12.6 | 5.0 | | 7.7 | 9.7 | 1.5 | 23.8 | 26.8 | 9 | 11.5 |
| 9030 | | | 3.3 | 13.5 | 19.5 | 8.0 | 13.1 | 24.4 | 22.2 | | 9.6 | 7.8 | 9 | 13.5 |
| 9032 | 25.6 | 5.6 | 5.7 | 12.3 | 8.6 | 7.0 | 6.3 | 5.8 | 12.9 | 3.6 | 28.2 | 20.3 | 12 | 11.8 |
| 9033 | 14.1 | 13.5 | 18.4 | 19.6 | 19.9 | 11.9 | 9.3 | 11.0 | 14.0 | 30.8 | 30.5 | 28.4 | 12 | 18.5 |
| 9034 | 20.0 | 14.9 | 1.9 | 10.6 | 23.5 | 6.7 | 12.9 | 11.2 | 9.0 | 10.5 | 4.4 | | 11 | 11.4 |
| 9036 | | | 12.8 | 23.2 | 13.8 | 8.7 | 9.6 | 8.0 | 12.8 | 7.2 | 15.7 | 28.3 | 10 | 14.0 |
| 9040 | | | 10.2 | 10.8 | 2.7 | 1.0 | 0.5 | 2.8 | 7.1 | 5.2 | 21.9 | 16.2 | 10 | 7.8 |
| media | 14.8 | 9.1 | 10.9 | 11.5 | 10.2 | 6.1 | 7.7 | 8.1 | 8.9 | 8.0 | 14.5 | 16.5 | 152 | 10.5 |

In queste due tabelle non compaiono le stazioni RAN delle quali non ci sono stati forniti i dati e quelle i cui dati sono sospetti (vedi Tabella 7 a pagina seguente); nella prima mancano anche quelle (9030, 9036, 9040) che hanno giorni *pieni* nel 1999, ma non ne hanno nel 1998.

Tabella 7
Stazioni RAN sospette
Scarti percentuali tra valori calcolati e valori stimati

| | gen | feb | mar | apr | mag | giu | lug | ago | set | ott | nov | dic | mesi | media | |
|------|------|------|------|------|------|------|------|------|------|------|------|------|------|-------|------|
| 1998 | 9018 | | | | | | | | | | | | | | |
| | 9019 | | | 17.2 | | | | 17.3 | | | | | 2 | 17.3 | |
| | 9020 | | | | | | | | | | | | | | |
| | 9023 | | | | | | | | | | | | | | |
| | 9025 | | | | | | | | | | | | | | |
| | 9026 | 36.1 | 17.1 | | | | | | | | | | 2 | 26.6 | |
| | 9039 | | | | | | | | | | | | | | |
| | 9041 | | | | | | | | | | | | | | |
| 1999 | 9018 | | | | | | 12.0 | 16.1 | | | | | 2 | 14.1 | |
| | 9019 | 25.3 | | | | | 7.8 | 19.0 | | | | | 3 | 17.4 | |
| | 9020 | 20.2 | | | | | | 17.6 | | | | | 2 | 18.9 | |
| | 9023 | | | 16.2 | 36.6 | 24.6 | 12.9 | 12.0 | 16.5 | 10.6 | 17.6 | 33.7 | 32.0 | 10 | 21.3 |
| | 9025 | | | 12.5 | 18.2 | 17.1 | 19.5 | 18.4 | 20.6 | 32.3 | 7.0 | 18.7 | 16.6 | 10 | 18.1 |
| | 9026 | | | 23.0 | 27.6 | 22.1 | 13.8 | 16.9 | | 24.9 | 26.0 | 51.8 | | 8 | 25.8 |
| | 9039 | | | 22.8 | 29.0 | 24.3 | 14.1 | 26.8 | 12.9 | 9.5 | 26.6 | 40.2 | 23.5 | 10 | 23.0 |
| | 9041 | | | | | 19.3 | 15.8 | 11.9 | 10.8 | 15.6 | 22.2 | 44.6 | 45.4 | 8 | 23.2 |

Tabella 8
Stazioni AMI
Scarti percentuali tra valori stimati e valori calcolati per l'anno 1998

| | gen | feb | mar | apr | mag | giu | lug | ago | set | ott | nov | dic | mesi | media |
|-------|------|------|------|------|------|-----|------|-----|------|------|------|------|------|------------|
| 16033 | | | | | | | | | | | | | | |
| 16045 | 3.6 | 2.2 | 7.6 | 22.6 | 5.3 | 6.6 | 0.5 | 1.5 | 10.2 | 4.9 | 3.6 | 19.0 | 12 | 7.3 |
| 16084 | 14.7 | 3.8 | 2.1 | 13.3 | 3.3 | 2.3 | 5.2 | 1.4 | 2.6 | 2.3 | 14.4 | 11.5 | 12 | 6.4 |
| 16099 | 5.3 | 6.7 | 5.3 | 19.7 | 8.0 | 1.9 | 1.6 | 1.6 | 2.0 | 1.0 | 1.0 | | 11 | 4.9 |
| 16110 | 12.6 | 3.3 | 12.8 | 6.4 | 1.4 | 3.2 | 5.2 | 1.7 | 4.0 | 10.6 | 5.1 | 0.5 | 12 | 5.6 |
| 16153 | 1.6 | 4.3 | 5.9 | 4.0 | 10.5 | 7.4 | 5.4 | 6.2 | 6.4 | 12.4 | 3.9 | 2.5 | 12 | 5.9 |
| 16158 | 2.7 | 2.3 | 9.2 | 2.3 | 6.8 | 7.2 | 8.3 | 5.0 | 2.5 | 0.3 | 7.3 | 5.6 | 12 | 5.0 |
| 16181 | 2.2 | 3.4 | 12.0 | 8.4 | 5.2 | 3.8 | 6.9 | 5.9 | 1.0 | 4.8 | 7.2 | 18.3 | 12 | 6.6 |
| 16197 | 4.7 | 7.5 | 17.1 | 0.8 | 3.8 | 7.2 | 7.5 | | 4.3 | 6.6 | 0.8 | 6.6 | 11 | 6.1 |
| 16216 | 0.9 | 9.8 | 14.1 | 0.1 | 0.5 | 6.2 | 10.4 | 6.1 | 3.5 | 10.0 | 0.2 | 0.6 | 12 | 5.2 |
| 16219 | | | 0.4 | | 10.6 | 3.6 | 10.1 | 2.7 | | | | | 5 | 5.5 |
| 16224 | 3.8 | 9.4 | 8.6 | 0.3 | 0.8 | 3.3 | | | 9.6 | 13.8 | 7.7 | 0.3 | 10 | 5.8 |
| 16232 | 17.8 | 3.6 | 3.2 | 1.2 | 13.4 | 1.0 | 0.3 | 8.6 | 9.6 | 12.1 | 23.1 | 12.2 | 12 | 8.8 |
| 16239 | 4.4 | 0.9 | 5.4 | 0.6 | 1.1 | 0.9 | 3.8 | 3.9 | 6.1 | 9.0 | 15.4 | 17.5 | 12 | 5.8 |
| 16252 | 6.6 | 1.8 | 5.2 | 5.6 | 3.6 | 9.7 | 8.6 | 3.6 | 0.4 | 0.3 | 5.9 | 8.0 | 12 | 4.9 |
| 16253 | | | | | | | | | | 2.6 | 9.0 | 5.9 | 3 | 5.8 |
| 16261 | 4.7 | 4.0 | 11.0 | 3.8 | 2.6 | 5.2 | 7.4 | 3.5 | 1.5 | 2.3 | 3.5 | 12.3 | 12 | 5.2 |
| 16280 | 13.0 | 6.5 | 12.6 | 3.7 | 2.0 | 8.1 | 10.6 | 4.0 | 5.2 | 1.1 | 5.4 | 0.1 | 12 | 6.0 |
| 16310 | 14.9 | 10.4 | 13.9 | 1.3 | 0.2 | | | | | 0.9 | 4.8 | | 7 | 6.6 |
| 16420 | 1.3 | 1.1 | 3.1 | 0.1 | 2.9 | 9.6 | 11.9 | 7.9 | 1.9 | 1.9 | 14.0 | 11.2 | 12 | 5.6 |
| 16470 | 13.1 | 2.2 | 6.4 | 4.9 | 0.8 | 1.0 | 5.4 | 0.4 | 2.4 | 8.8 | 17.0 | 13.8 | 12 | 6.4 |
| 16480 | 1.6 | 1.2 | 0.9 | 0.9 | 1.0 | 1.7 | 3.2 | 4.9 | 3.0 | 9.8 | 5.8 | 5.8 | 12 | 3.3 |
| 16522 | | 3.6 | 1.9 | 1.7 | 2.1 | 3.4 | 6.2 | 1.3 | | | | | 7 | 2.9 |
| 16550 | 16.6 | 1.5 | 1.0 | 11.2 | 12.5 | 5.3 | 2.9 | 3.2 | 6.2 | 5.2 | 1.0 | 11.4 | 12 | 6.5 |
| media | 7.3 | 4.3 | 7.3 | 5.4 | 4.5 | 4.7 | 6.1 | 3.9 | 4.3 | 5.7 | 7.4 | 8.6 | 246 | 5.8 |

Tabella 9
Stazioni AMI
Scarti percentuali tra valori stimati e valori calcolati per l'anno 1999

| | gen | feb | mar | apr | mag | giu | lug | ago | set | ott | nov | dic | mesi | media |
|-------|------|------|------|------|------|-----|------|------|-----|------|------|------|------|------------|
| 16033 | 4.5 | | | 0.1 | 4.7 | 6.4 | 6.0 | 5.3 | | | 3.4 | 20.9 | 8 | 6.4 |
| 16045 | 3.5 | 3.1 | 11.9 | | 16.9 | 1.4 | 0.4 | 2.7 | 2.1 | 0.1 | | | 9 | 4.7 |
| 16084 | 9.7 | 5.0 | 14.4 | 9.4 | | | 0.3 | 4.3 | 9.4 | 6.1 | 11.7 | 13.6 | 10 | 8.4 |
| 16099 | | 0.6 | 10.4 | 15.9 | 22.1 | 3.7 | 5.8 | 5.8 | 4.1 | 9.3 | 14.3 | 6.0 | 11 | 8.9 |
| 16110 | 12.8 | 2.3 | 10.5 | 3.8 | 9.4 | 2.0 | 2.4 | 0.4 | 2.4 | 1.3 | 2.3 | 0.8 | 12 | 4.2 |
| 16153 | 8.5 | 1.7 | 6.1 | 1.2 | 4.9 | 6.0 | | | 6.2 | 14.2 | 0.1 | 8.8 | 10 | 5.8 |
| 16158 | 0.5 | 4.6 | 0.8 | 2.9 | 1.0 | 7.3 | 5.0 | 2.2 | 2.8 | 3.9 | 5.9 | 5.7 | 12 | 3.6 |
| 16181 | 10.0 | 0.7 | 10.9 | 10.0 | 0.2 | 5.1 | 0.7 | 3.4 | 3.5 | 5.1 | | 12.6 | 11 | 5.7 |
| 16197 | 2.4 | 2.4 | 1.3 | 11.0 | 0.7 | 7.1 | 4.7 | 11.6 | | | | | 8 | 5.2 |
| 16216 | 1.1 | 0.6 | 2.5 | 3.1 | 3.4 | 6.1 | 3.5 | 6.6 | 0.7 | 4.2 | 11.3 | 6.9 | 12 | 4.2 |
| 16219 | 15.3 | 8.0 | 4.2 | 19.6 | 11.0 | 6.2 | 23.6 | 4.5 | 5.9 | 4.8 | 7.5 | 19.3 | 12 | 10.8 |
| 16224 | 3.8 | 0.7 | 6.0 | 5.1 | 3.6 | 0.8 | 1.5 | 1.6 | 5.4 | 9.4 | 13.8 | 9.7 | 12 | 5.1 |
| 16232 | 12.2 | 3.5 | 3.4 | 8.8 | 4.9 | 3.6 | 6.0 | 3.6 | 3.4 | 10.4 | 19.2 | 15.5 | 12 | 7.9 |
| 16239 | 9.4 | 13.9 | 11.6 | 6.1 | 4.0 | 5.7 | 7.4 | 6.3 | 9.6 | 7.4 | 25.4 | 9.7 | 12 | 9.7 |
| 16252 | 3.3 | 7.3 | 9.2 | 3.0 | 3.5 | 0.8 | 5.6 | 3.4 | 0.9 | 4.1 | 8.7 | 0.8 | 12 | 4.2 |
| 16253 | 2.2 | 1.0 | 0.2 | 6.0 | 0.9 | 2.7 | 5.5 | 4.3 | 2.9 | 3.4 | 11.2 | 15.1 | 12 | 4.6 |
| 16261 | | | 0.8 | 6.8 | 0.5 | 2.2 | 0.6 | 2.6 | 0.9 | 4.0 | 9.0 | 12.2 | 10 | 4.0 |
| 16280 | 3.0 | 1.1 | 3.4 | | | | | | 3.5 | 2.1 | 4.6 | 14.0 | 7 | 4.5 |
| 16310 | | 1.0 | 0.0 | 2.6 | 5.4 | | 2.9 | 5.4 | 4.1 | 16.1 | 4.7 | 0.1 | 10 | 4.2 |
| 16420 | 2.8 | 0.3 | 2.4 | 4.0 | 6.1 | 4.4 | 3.2 | 6.5 | 0.0 | 4.5 | 8.1 | 14.3 | 12 | 4.7 |
| 16470 | 17.3 | 16.3 | 1.3 | 0.4 | 3.9 | 3.4 | 3.2 | 2.0 | 2.5 | 2.9 | 10.8 | 25.9 | 12 | 7.5 |
| 16480 | 9.2 | 9.4 | 9.9 | 3.9 | 8.1 | 7.6 | 6.9 | 10.7 | 9.8 | 8.2 | 25.4 | 22.0 | 12 | 10.9 |
| 16522 | | 5.5 | 2.5 | 0.3 | 0.3 | 6.1 | 4.8 | 2.6 | 5.1 | 7.0 | 9.7 | 0.7 | 11 | 4.1 |
| 16550 | 12.1 | 4.1 | 11.9 | 8.1 | 12.0 | 3.6 | 4.6 | 5.9 | 7.3 | 1.4 | | | 10 | 7.1 |
| media | 7.2 | 4.2 | 5.9 | 6.0 | 5.8 | 4.4 | 4.8 | 4.6 | 4.2 | 5.9 | 10.4 | 11.2 | 259 | 6.2 |

Nelle due tabelle precedenti non compaiono le stazioni AMI delle quali non ci sono stati forniti i dati e quelle i cui dati sono sospetti (vedi Tabella 10 a pagina seguente).

Nelle tabelle 7 e 10 documentiamo lo scostamento tra valori calcolati e valori stimati per le stazioni di cui abbiamo deciso di non usare i dati nella valutazione della precisione della stima per il nostro sospetto sull'attendibilità delle misure.

Per la RAN le stazioni sospette sono:

- 9018 Città di Castello (PG)
- 9019 Monsampolo del Tronto (AP)
- 9020 Campochiaro (CB)
- 9023 San Casciano in Val di Pesa (FI)
- 9025 Carpeneto (AL)
- 9026 Benevento (BN)
- 9039 Castel di Sangro (AQ)
- 9041 Matera (MT)

La stazione di 9042 Vigalzano (TN) ha fornito un numero di dati insufficienti per entrare nel confronto (vedi Tabella 3 a pagina 15).

Tabella 10
Stazioni AMI sospette
Scarti percentuali tra valori calcolati e valori stimati

| | gen | feb | mar | apr | mag | giu | lug | ago | set | ott | nov | dic | mesi | media | |
|------|-------|------|------|------|------|------|------|------|------|------|------|------|------|-------|------|
| 1998 | 16022 | | | | | | | | | | | | | | |
| | 16052 | 34.1 | 18.0 | | 27.3 | 23.2 | 11.6 | 0.2 | 15.1 | 5.5 | 22.4 | 24.2 | 25.2 | 11 | 18.8 |
| | 16061 | 8.2 | | | | | | | | | | | | 1 | 8.2 |
| | 16080 | 28.1 | 18.9 | 8.9 | | | | | | | | | | 3 | 18.6 |
| | 16090 | 24.8 | 19.6 | 10.1 | 17.4 | 5.4 | 3.9 | 2.5 | 0.8 | 10.2 | 6.5 | 6.3 | 44.8 | 12 | 12.7 |
| | 16134 | | | | | | | | | | | | | | |
| | 16148 | 15.4 | 2.7 | 6.4 | 21.0 | 11.8 | 11.1 | 10.4 | 9.6 | 11.8 | 9.1 | 10.5 | 3.2 | 12 | 10.3 |
| | 16320 | 25.4 | 5.4 | 7.4 | 7.2 | 13.0 | 12.3 | 0.9 | 8.9 | | 20.2 | 33.0 | 36.5 | 11 | 15.5 |
| | 16344 | | | | | | | | | | | | | | |
| | 16360 | 69.2 | 14.1 | 41.5 | 18.6 | 11.2 | 3.7 | 14.0 | 34.7 | 40.5 | 36.0 | 51.3 | | 11 | 30.4 |
| 1999 | 16022 | | | | | | 5.7 | 27.0 | | | 10.0 | 5.6 | | 4 | 12.1 |
| | 16052 | 34.4 | 26.1 | 31.2 | 23 | 10.6 | 13 | | | | | | | 6 | 23.1 |
| | 16061 | | | | | | | | | | | | | | |
| | 16080 | | | 13.9 | 19.5 | 25.4 | 17.4 | 10.8 | 26.3 | 32.2 | 13.5 | 24.5 | 17.9 | 10 | 20.1 |
| | 16090 | 37.4 | 7.0 | 14.9 | 7.8 | 9.2 | 2.6 | 3.0 | 5.2 | 4.1 | 5.2 | 22.3 | 9.8 | 12 | 10.7 |
| | 16134 | 24.3 | | | | | | | | | | | | 1 | 24.3 |
| | 16148 | 7.2 | 4.0 | 17.5 | 28.1 | 15.6 | 11.5 | 12.9 | 22.9 | 10.6 | 24.7 | 38.8 | 3.8 | 12 | 16.5 |
| | 16320 | 25.8 | | | 18.8 | 18.3 | 12.0 | 10.6 | 13.1 | 15.5 | 16.1 | 17.5 | 13.7 | 10 | 16.1 |
| | 16344 | | | | | | | | | | 1.1 | 3.3 | | 2 | 2.2 |
| | 16360 | | | 27.2 | 33 | 41.5 | 96.4 | 224 | 88.3 | 81.1 | 182 | | | 8 | 96.8 |

Per l'AMI le stazioni sospette sono:

- 16022 Paganella (TN)
- 16052 Plan Rosà (AO)
- 16061 Bric Della Croce (TO)
- 16080 Milano Linate (MI)
- 16090 Verona Villafranca (VR)
- 16134 Monte Cimone (MO)
- 16148 Cervia (RA)
- 16320 Brindisi (BR)
- 16344 Monte Scuro (CS)
- 16360 S. Maria di Leuca (LE)

Un'idea complessiva di come la stima basata sulle immagini del Meteosat si avvicina in maniera più che soddisfacente ai valori calcolati mediante le misure a terra delle stazioni da noi supposte affidabili si può avere dalle tabelle 11 e 12. Vi abbiamo sintetizzato i risultati del confronto negli anni dal 1995 al 1999, riportando il numero di mesi utili e lo scarto annuo per ciascuna stazione, e valutando lo scarto sul periodo come media pesata degli scarti annui rispetto al numero di mesi.

Tabella 11
Stazioni RAN
Scarti percentuali tra valori calcolati e valori stimati nel quinquennio 1995-1999

| staz | 1995 | | 1996 | | 1997 | | 1998 | | 1999 | | 1995-1999 | |
|---------------|------------|------------|------------|------------|-----------|------------|-----------|------------|------------|-------------|------------|--------------|
| | mesi | scarto | mesi | scarto | mesi | scarto | mesi | scarto | mesi | scarto | mesi | scarto medio |
| 9000 | 11 | 7.0 | | | | | | | | | 11 | 7.0 |
| 9001 | | | 10 | 8.3 | | | | | | | 10 | 8.3 |
| 9002 | 12 | 5.3 | 10 | 8.3 | 12 | 7.0 | 12 | 6.4 | 12 | 7.4 | 58 | 6.8 |
| 9003 | 9 | 9.8 | 12 | 6.2 | 12 | 5.8 | 12 | 8.9 | 12 | 7.7 | 57 | 7.6 |
| 9004 | 10 | 6.2 | 2 | 7.3 | | | | | | | 12 | 6.4 |
| 9005 | 10 | 4.5 | 9 | 5.5 | | | 9 | 7.6 | 10 | 9.6 | 38 | 6.8 |
| 9007 | 10 | 9.8 | 1 | 10.0 | | | | | | | 11 | 9.8 |
| 9011 | 12 | 9.3 | 11 | 5.9 | 11 | 7.0 | 8 | 5.1 | 9 | 12.0 | 51 | 7.9 |
| 9012 | 11 | 4.3 | 7 | 4.6 | 6 | 6.5 | 9 | 5.2 | 12 | 4.7 | 45 | 4.9 |
| 9013 | 10 | 6.4 | 10 | 6.1 | 11 | 6.5 | 12 | 5.5 | 12 | 6.0 | 55 | 6.1 |
| 9015 | 9 | 7.3 | | | | | | | | | 9 | 7.3 |
| 9018 | 5 | 6.0 | 2 | 7.3 | | | | | | | 7 | 6.4 |
| 9019 | 9 | 5.6 | 7 | 3.6 | 2 | 9.1 | | | | | 18 | 5.2 |
| 9020 | 7 | 9.4 | | | 2 | 3.2 | | | | | 9 | 8.0 |
| 9021 | 9 | 4.9 | | | | | | | | | 9 | 4.9 |
| 9022 | 10 | 5.6 | 1 | 5.3 | | | | | | | 11 | 5.6 |
| 9023 | 7 | 7.7 | 7 | 7.3 | | | | | | | 14 | 7.5 |
| 9024 | | | | | | | 5 | 13.7 | 12 | 12.2 | 17 | 12.6 |
| 9027 | 8 | 3.4 | 12 | 5.7 | 10 | 9.8 | 3 | 13.1 | 9 | 11.5 | 42 | 8.0 |
| 9029 | | | 11 | 9.6 | | | | | | | 11 | 9.6 |
| 9030 | | | 10 | 8.1 | | | | | 9 | 13.5 | 19 | 10.7 |
| 9032 | | | 10 | 8.8 | | | 9 | 10.6 | 12 | 11.8 | 31 | 10.5 |
| 9033 | | | 12 | 5.1 | 12 | 5.9 | 12 | 8.2 | 12 | 18.5 | 48 | 9.4 |
| 9034 | | | | | | | 5 | 15.0 | 11 | 11.4 | 16 | 12.5 |
| 9036 | | | | | | | | | 10 | 14.0 | 10 | 14.0 |
| 9040 | | | | | | | | | 10 | 7.8 | 10 | 7.8 |
| totali | 159 | 6.6 | 144 | 6.8 | 78 | 6.8 | 96 | 8.1 | 152 | 10.5 | 629 | 7.8 |

Tabella 12
Stazioni AMI
Scarti percentuali tra valori calcolati e valori stimati nel quinquennio 1995-1999

| staz | 1995 | | 1996 | | 1997 | | 1998 | | 1999 | | 1995-1999 | |
|---------------|------------|------------|------------|------------|------------|------------|------------|------------|------------|------------|-------------|--------------|
| | mesi | scarto | mesi | scarto | mesi | scarto | mesi | scarto | mesi | scarto | mesi | scarto medio |
| 16033 | | | | | | | | | 8 | 6.4 | 8 | 8.0 |
| 16045 | 10 | 10.3 | 6 | 6.4 | 1 | 0.1 | 12 | 7.3 | 9 | 4.7 | 38 | 7.1 |
| 16084 | 11 | 9.2 | 10 | 6.1 | 7 | 4.6 | 12 | 6.4 | 10 | 8.4 | 50 | 7.1 |
| 16090 | 10 | 5.7 | 4 | 4.5 | 6 | 11.9 | | | | | 20 | 7.3 |
| 16099 | | | | | | | 11 | 4.9 | 11 | 8.9 | 22 | 6.9 |
| 16110 | 12 | 9.4 | 8 | 6.7 | 8 | 6.8 | 12 | 5.6 | 12 | 4.2 | 52 | 6.5 |
| 16153 | 12 | 6.0 | 8 | 5.8 | 4 | 4.8 | 12 | 5.9 | 10 | 5.8 | 46 | 5.8 |
| 16158 | 9 | 8.1 | 7 | 6.3 | 1 | 3.6 | 12 | 5.0 | 12 | 3.6 | 41 | 5.5 |
| 16181 | 9 | 6.9 | 10 | 5.8 | 8 | 5.7 | 12 | 6.6 | 11 | 5.7 | 50 | 6.2 |
| 16197 | 7 | 10.0 | 10 | 6.7 | 7 | 8.6 | 11 | 6.1 | 8 | 5.2 | 43 | 7.1 |
| 16216 | 12 | 5.9 | 9 | 4.7 | 8 | 7.0 | 12 | 5.2 | 12 | 4.2 | 53 | 5.3 |
| 16219 | 10 | 12.6 | 6 | 7.3 | 4 | 8.1 | 5 | 5.5 | 12 | 10.8 | 37 | 9.7 |
| 16224 | 12 | 5.6 | 5 | 6.8 | 7 | 10.1 | 10 | 5.8 | 12 | 5.1 | 46 | 6.3 |
| 16232 | 11 | 3.5 | 9 | 3.4 | 6 | 4.8 | 12 | 8.8 | 12 | 7.9 | 50 | 6.0 |
| 16239 | 11 | 7.7 | | | 8 | 8.2 | 12 | 5.8 | 12 | 9.7 | 43 | 7.8 |
| 16252 | | | | | | | 12 | 4.9 | 12 | 4.2 | 24 | 4.6 |
| 16253 | 10 | 7.2 | 6 | 6.2 | 6 | 6.9 | 3 | 5.8 | 12 | 4.6 | 37 | 6.0 |
| 16261 | 12 | 6.0 | 6 | 5.5 | | | 12 | 5.2 | 10 | 4.0 | 40 | 5.2 |
| 16280 | 12 | 6.2 | 9 | 4.4 | 5 | 9.1 | 12 | 6.0 | 7 | 4.5 | 45 | 5.8 |
| 16310 | 6 | 5.8 | 8 | 4.6 | 10 | 7.0 | 7 | 6.6 | 10 | 4.2 | 41 | 5.6 |
| 16320 | 10 | 5.8 | 7 | 7.3 | 9 | 8.6 | | | | | 26 | 7.2 |
| 16400 | 12 | 5.3 | 8 | 3.6 | 7 | 6.9 | | | | | 27 | 5.2 |
| 16420 | | | 6 | 6.2 | 12 | 6.6 | 12 | 5.6 | 12 | 4.7 | 42 | 5.7 |
| 16429 | 12 | 4.0 | 8 | 6.8 | | | | | | | 20 | 5.1 |
| 16453 | 12 | 4.9 | 6 | 2.5 | 3 | 8.5 | | | | | 21 | 4.7 |
| 16470 | 12 | 7.6 | 6 | 6.0 | 3 | 6.3 | 12 | 6.4 | 12 | 7.5 | 45 | 7.0 |
| 16480 | 12 | 3.1 | 8 | 5.7 | 8 | 6.1 | 12 | 3.3 | 12 | 10.9 | 52 | 5.8 |
| 16522 | | | 2 | 8.2 | 3 | 5.0 | 7 | 2.9 | 11 | 4.1 | 23 | 4.2 |
| 16550 | 12 | 4.9 | 6 | 6.1 | 12 | 6.0 | 12 | 6.5 | 10 | 7.1 | 52 | 6.1 |
| 16560 | 8 | 5.1 | | | | | | | | | 8 | 5.1 |
| totali | 266 | 6.6 | 178 | 5.6 | 153 | 7.1 | 246 | 5.8 | 259 | 6.2 | 1102 | 6.2 |

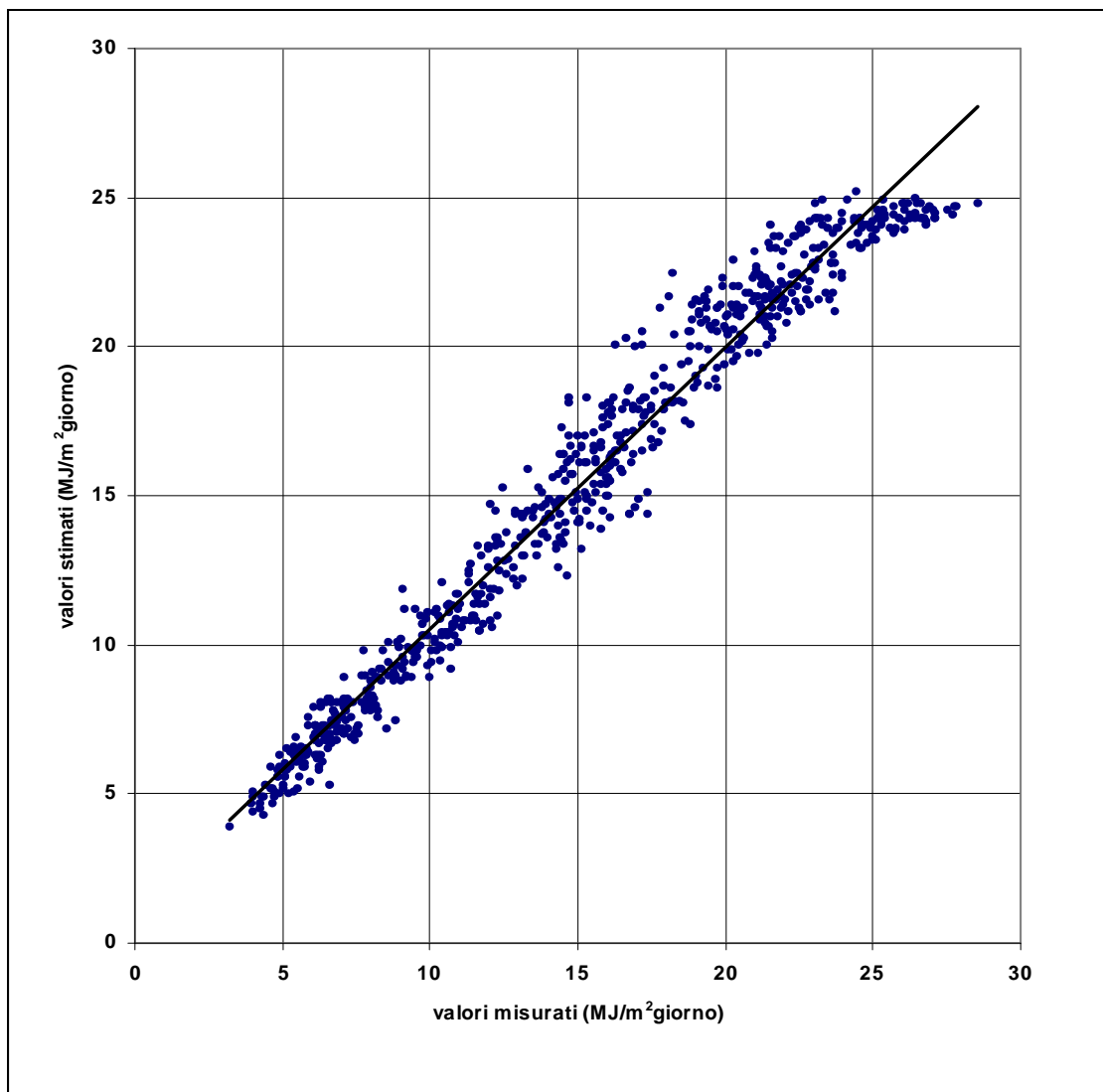


Figura 3
Correlazione tra valori stimati e valori misurati

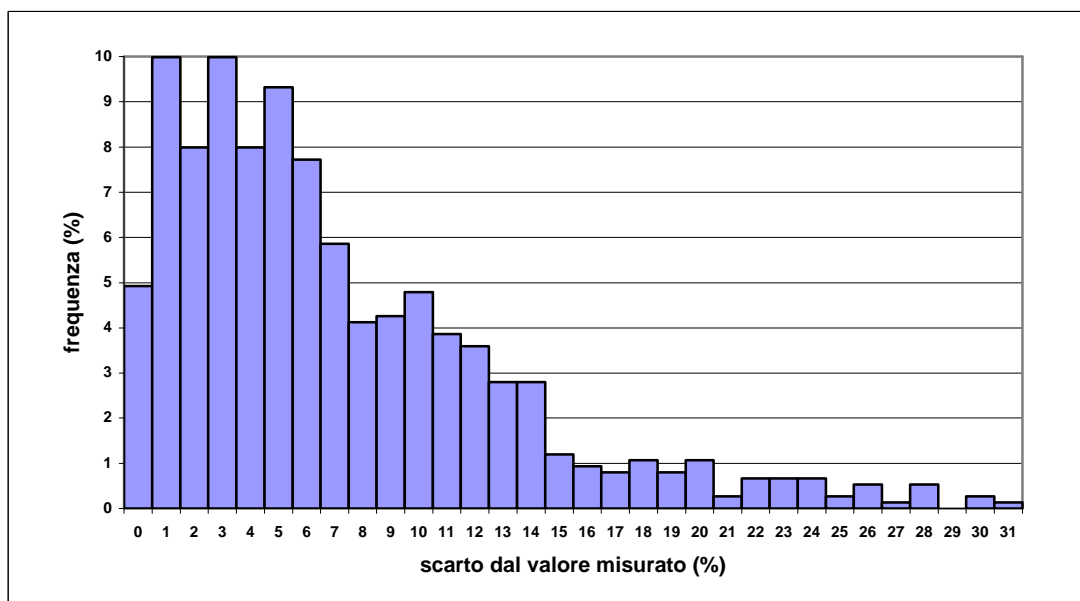


Figura 4
Distribuzione degli scarti percentuali tra valori stimati e valori misurati

Per le stazioni della RAN lo scarto medio complessivo, su 629 mesi, risulta del 7.8 %; per quelle dell'AMI, su 1102 mesi, del 6.2 % (vedi tabelle 11 e 12 alle pagine 22 e 23). Pesando i due valori rispetto al numero di mesi, la precisione dei dati stimati risulta:

$$\frac{6.2 \times 1102 + 7.8 \times 629}{1102 + 629} = 6.8 \%$$

La figura 3 mostra la correlazione tra i valori stimati della radiazione giornaliera media mensile ed i valori calcolati dalle misure a terra delle stazioni delle due reti RAN ed AMI per il biennio 1998-1999. Sono escluse le misure delle stazioni con valori sospetti.

Il coefficiente di correlazione tra le due serie di valori è:

$$R = 0.98$$

Nella figura 4 è data la distribuzione degli scarti percentuali tra i valori stimati e quelli calcolati.

Discussione dei risultati

Facciamo qualche considerazione per valutare l'accuratezza con cui la radiazione solare viene misurata ed il credito che si può dare ai valori stimati con il nostro metodo.

Cominciamo con l'elencare alcuni fattori che influiscono sulla precisione delle misure:

1. I diversi tipi di piranometri hanno differenti risposte spettrali nel campo del visibile: la misura dell'energia incidente è il risultato dell'integrazione di ciascun intervallo di frequenze con un peso diverso per ciascun tipo di strumento. Il radiometro a bordo del Meteosat ha a sua volta una diversa curva di risposta.
2. I piranometri non sono strumenti assoluti: devono essere calibrati per confronto con uno strumento campione di precisione. Il costruttore dichiara un errore di prima calibrazione tipico del 3 %, con un massimo ammesso del 5 %.
3. La risposta di un piranometro è stabile entro il 2 % annuo; perciò gli strumenti dovrebbero essere ricalibrati almeno ogni due anni. Questo non sempre avviene per il costo dell'operazione.
4. La manutenzione ordinaria dei piranometri dovrebbe essere fatta ispezionando spesso lo strumento (almeno una volta al giorno, dicono i costruttori!) per rimuovere eventuali depositi di polvere, fuliggine, salsedine, incrostazioni, brina, neve o ghiaccio dalla superficie ricevente. Si dovrebbe periodicamente sostituire il gel di silice igroscopico che elimina la condensa dall'interno degli strumenti dotati di cupoletta di vetro. Inutile dire che la realtà è molto distante da questa condizione ideale.

Diamo ora i risultati di una nostra esperienza con quattro piranometri [17]. Abbiamo installato su una torretta in cima all'edificio in cui lavoriamo:

- un piranometro di precisione Eppley PSP, che abbiamo usato come strumento campione per calibrare gli altri tre;
- un Kipp & Zonen CM11;
- un Eppley 8-48;
- un LI-COR LI-200SB.

Fatta la calibrazione, abbiamo acquisito la radiazione solare con questi quattro sensori ogni minuto (con qualche sporadica interruzione) per oltre 14 mesi, al termine dei quali abbiamo calcolato lo scarto medio tra i valori di radiazione giornaliera forniti dall'Eppley PSP e quelli forniti dagli altri tre sensori.

Lo scarto medio percentuale è risultato

0.8 % per l'Eppley 8-48,

1.8 % per il Kipp & Zonen,

4.6 % per il LI-COR (com'era da attendersi, essendo il LI-COR intrinsecamente meno preciso per ragioni costruttive).

La conseguenza ovvia che se ne può trarre è che la misura dipende dal tipo di piranometro usato, oltre che dalla cura con cui esso viene mantenuto. Ma c'è di più. A meno di 10 km dalla nostra stazione improvvisata c'è l'osservatorio di Vigna di Valle, dove l'AMI misura la radiazione solare con un Kipp & Zonen CM11. Le misure del nostro Kipp & Zonen vanno d'accordo con quelle di Vigna di Valle meglio che con l'Eppley PSP.

Un altro elemento che aiuta a chiarire la dipendenza della precisione delle misure dal tipo e dallo stato della strumentazione è la dispersione degli scarti percentuali nelle tabelle 5 e 6 ed 8 e 9. Nella tabella seguente riportiamo lo scarto medio sull'anno e la deviazione standard corrispondente, separatamente per le due reti di riferimento.

Tabella 13
Scarti percentuali medi e deviazione standard

| | 1998 | | 1999 | |
|------------|--------------|-----------|--------------|-----------|
| | scarto medio | dev stand | scarto medio | dev stand |
| RAN | 8.1 | 3.6 | 10.5 | 3.7 |
| AMI | 5.8 | 1.2 | 6.2 | 2.3 |

È evidente che le stazioni dell'AMI hanno un comportamento più uniforme rispetto a quelle della RAN e che le loro misure scartano sensibilmente meno dai valori stimati dal nostro sistema.

Per cercare una spiegazione osserviamo che l'AMI usa in tutte le sue stazioni il sistema di acquisizione SIAP IA/FMQ-16, basato sul solarimetro Kipp & Zonen CM11.

La RAN, invece, impiega tre diversi sistemi, messi in funzione in periodi successivi: il Campbell CR10, basato sul piranometro EP07 della Middleton Instruments, installato in poche stazioni tra il gennaio 1991 ed il maggio 1992; SIAP SM3820 e SIAP SM3830, con solarimetro Kipp & Zonen CM11, installati negli anni dal 1992 al 1998.

Conviene allora raggruppare le stazioni RAN secondo la strumentazione usata ed indagare separatamente il loro comportamento. Ed è ciò che facciamo nella Tabella 14. Come d'abitudine, riportiamo nella tabella sia lo scarto percentuale tra la nostra stima ed il valore calcolato a terra sia il numero di mesi su cui si è potuto fare il confronto. Si tratta di due informazioni ambedue significative: lo scarto dà un'idea della precisione del sensore, il numero di mesi è legato alla regolarità di funzionamento della strumentazione nel suo complesso.

Tabella 14
Stazioni RAN - Scarti percentuali per i tre tipi di stazione

| | 1998 | | 1999 | |
|---------------------------------------|------|-------------|------|-------------|
| | mesi | scarto | mesi | scarto |
| modello Campbell CR10 | | | | |
| 9002 Turi (BA) | 12 | 6.4 | 12 | 7.4 |
| 9003 Palo del Colle (BA) | 12 | 8.9 | 12 | 7.7 |
| 9005 Susegana (TV) | 9 | 7.6 | 10 | 9.6 |
| 9011 Ramacca (CT) | 8 | 5.1 | 9 | 12.0 |
| 9012 Caltagirone (CT) | 9 | 5.2 | 12 | 4.7 |
| 9013 Santo Stefano Quisquina (AG) | 12 | 5.5 | 12 | 6.0 |
| 9040 Roma Collegio Romano (RM) | | | 10 | 7.8 |
| media pesata | 62 | 6.5 | 77 | 7.7 |
| modello SIAP SM3820 | | | | |
| 9018 Città di Castello (PG) | | | 2 | 14.1 |
| 9019 Monsampolo del Tronto (AP) | 2 | 17.3 | 3 | 17.4 |
| 9020 Campochiaro (CB) | | | 2 | 18.9 |
| media pesata | 2 | 17.3 | 7 | 16.9 |
| modello SIAP SM3830 | | | | |
| 9023 San Casciano in Val di Pesa (FI) | | | 10 | 21.3 |
| 9024 Pisa (PI) | 5 | 13.7 | 12 | 12.2 |
| 9025 Carpeneto (AL) | | | 10 | 18.1 |
| 9026 Benevento (BN) | 2 | 26.6 | 8 | 25.8 |
| 9027 Cassano allo Jonio (CS) | 3 | 13.1 | 9 | 11.5 |
| 9030 Verzuolo (CN) | | | 9 | 13.5 |
| 9032 Latina (LT) | 9 | 10.6 | 12 | 11.8 |
| 9033 Pontecagnano (SA) | 12 | 8.2 | 12 | 18.5 |
| 9034 Fiume Veneto (PN) | 5 | 15.0 | 11 | 11.4 |
| 9036 Aliano (MT) | | | 10 | 14.0 |
| 9039 Castel di Sangro (AQ) | | | 10 | 23.0 |
| 9041 Matera (MT) | | | 8 | 23.2 |
| media pesata | 36 | 11.9 | 121 | 16.7 |

Nei due anni 1998 e 1999 le 7 stazioni equipaggiate con il Campbell CR10 hanno rilevato i dati con notevole continuità e completezza; l'accordo tra i valori di radiazione calcolati e quelli stimati per queste stazioni è buono.

Il modello SIAP SM3820 ha presentato problemi sia di funzionamento sia di precisione della misura. Nel febbraio 1999 sono state apportate modifiche all'hardware ed al software delle 14 stazioni equipaggiate con il modello SIAP SM3830: la quantità di dati utili è vistosamente aumentata (vedi anche Tabella 3, pag. 15), ma non è migliorato l'accordo tra stima e dato rilevato a terra.

Nella Tabella 15, a pagina seguente, riportiamo gli scarti e le deviazioni standard separatamente per le stazioni dotate del Campbell CR10 o del SIAP SM3830; trascuriamo le stazioni equipaggiate con il SIAP SM3820, che non hanno un numero significativo di mesi utili nel biennio.

Tabella 15
Scarti percentuali medi e deviazione standard
per i due strumenti in uso nella RAN

| | 1998 | | 1999 | |
|----------------------|--------------|------------|--------------|------------|
| | scarto medio | dev stand | scarto medio | dev stand |
| Campbell CR10 | 6.5 | 1.5 | 7.7 | 2.4 |
| SIAP SM3830 | 11.9 | 6.4 | 16.7 | 5.3 |

La sostanziale differenza tra i valori relativi ai due diversi strumenti non può essere casuale. La strumentazione Campbell fornisce dati che hanno uno scarto medio dai valori stimati ed una dispersione degli scarti attorno alla media confrontabili con scarto e dispersione dei dati rilevati con la strumentazione SIAP dell'AMI, installata più o meno nello stesso periodo. I dati provenienti dalla strumentazione SIAP della RAN, invece, scartano in modo ben più vistoso dai valori stimati e gli scarti si disperdono maggiormente intorno alla media.

Tabella 16
Stazioni AMI – Differenze tra il valore giornaliero medio mensile stimato e quello
calcolato per il 1999 (MJ/m²giorno)

| staz | gen | feb | mar | apr | mag | giu | lug | ago | set | ott | nov | dic | media |
|-------|-------|-------|-------|-------|-------|-------|-------|-------|-------|-------|-------|-------|-------|
| 16033 | 0.21 | | | 0.02 | 0.87 | 1.25 | -1.30 | 0.83 | | | 0.17 | 0.68 | 0.34 |
| 16045 | 0.20 | -0.29 | 1.35 | | 2.91 | 0.30 | 0.08 | 0.46 | 0.29 | 0.01 | | | 0.59 |
| 16084 | 0.56 | -0.52 | 1.68 | 1.48 | | | 0.07 | 0.77 | 1.30 | -0.61 | 0.66 | 0.59 | 0.60 |
| 16099 | | -0.06 | 1.24 | 2.33 | 3.67 | 0.81 | 1.22 | 1.00 | 0.58 | 0.76 | 0.78 | 0.25 | 1.14 |
| 16110 | 0.66 | -0.21 | 1.19 | 0.59 | 1.77 | -0.47 | 0.52 | -0.07 | -0.36 | 0.12 | 0.13 | -0.03 | 0.32 |
| 16153 | -0.63 | -0.18 | -0.91 | 0.21 | 0.99 | -1.52 | | | -0.99 | -1.52 | 0.01 | -0.52 | -0.51 |
| 16158 | -0.03 | 0.43 | -0.12 | 0.49 | 0.22 | -1.88 | -1.23 | -0.43 | -0.44 | -0.40 | -0.44 | -0.31 | -0.35 |
| 16181 | 0.64 | 0.06 | 1.30 | 1.55 | 0.03 | -1.28 | -0.16 | -0.69 | -0.58 | -0.56 | | 0.58 | 0.08 |
| 16197 | 0.17 | -0.26 | 0.18 | 1.75 | 0.16 | -1.88 | -1.17 | 2.12 | | | | | 0.14 |
| 16216 | -0.08 | -0.06 | 0.34 | 0.53 | -0.77 | -1.59 | -0.83 | -1.44 | -0.11 | -0.47 | 0.81 | 0.35 | -0.28 |
| 16219 | -1.30 | -0.82 | 0.55 | 2.83 | 2.13 | 1.38 | 4.29 | 0.87 | 0.87 | -0.55 | -0.61 | -1.27 | 0.70 |
| 16224 | 0.28 | -0.07 | 0.81 | 0.86 | 0.76 | -0.18 | 0.34 | 0.32 | 0.82 | 0.96 | 0.98 | 0.49 | 0.53 |
| 16232 | 0.79 | 0.34 | 0.49 | 1.46 | 1.02 | 0.84 | 1.34 | 0.72 | 0.52 | 1.03 | 1.18 | 0.75 | 0.87 |
| 16239 | 0.67 | 1.24 | 1.50 | 1.04 | 0.86 | 1.32 | 1.61 | 1.23 | 1.42 | 0.78 | 1.64 | 0.50 | 1.15 |
| 16252 | -0.25 | -0.79 | 1.21 | 0.52 | 0.74 | 0.18 | 1.22 | -0.73 | -0.15 | -0.47 | 0.59 | 0.04 | 0.18 |
| 16253 | -0.18 | -0.11 | 0.03 | 1.03 | 0.20 | -0.67 | -1.36 | -0.95 | -0.49 | -0.41 | 0.80 | 0.78 | -0.11 |
| 16261 | | | -0.12 | 1.15 | 0.12 | -0.53 | 0.13 | -0.55 | 0.14 | -0.48 | 0.64 | 0.64 | 0.11 |
| 16280 | 0.24 | -0.12 | -0.53 | | | | | | -0.61 | -0.25 | 0.36 | 0.78 | -0.02 |
| 16310 | | -0.11 | -0.01 | 0.48 | 1.13 | | -0.71 | -1.22 | -0.70 | -2.35 | 0.37 | | -0.31 |
| 16420 | 0.23 | -0.04 | -0.38 | 0.75 | -1.47 | -1.11 | -0.80 | -1.49 | 0.01 | -0.61 | 0.63 | 0.91 | -0.28 |
| 16470 | 1.33 | 1.69 | 0.21 | -0.07 | -0.93 | -0.85 | 0.77 | -0.44 | -0.47 | -0.40 | 0.97 | 1.69 | 0.29 |
| 16480 | 0.80 | 1.06 | 1.45 | 0.77 | 1.75 | 1.76 | 1.61 | 2.12 | 1.57 | 1.01 | 1.80 | 1.46 | 1.43 |
| 16522 | | 0.56 | -0.40 | 0.06 | 0.07 | -1.59 | -1.24 | -0.57 | -0.91 | -0.92 | 0.72 | 0.05 | -0.38 |
| 16550 | 0.87 | 0.44 | 1.63 | 1.42 | 2.39 | 0.84 | 1.08 | 1.18 | 1.14 | 0.18 | | | 1.12 |

Fin qui abbiamo sempre ragionato sugli *scarti percentuali* (presi in valore assoluto) tra valori stimati e valori calcolati. Per cercare di spiegare queste anomalie occorre indagare sulle *differenze* (con il loro segno) tra le due serie di valori. Consideriamo prima la Tabella 16, in cui mostriamo le differenze tra il valore giornaliero medio mensile stimato e quello calcolato nel 1999 per le stazioni dall'AMI. Va precisato che, per ragioni direttamente collegate all'approssimazione del modello empirico di stima, il nostro sistema tende a sottostimare i valori di irradiazione molto alti (dalla Figura 3 si vede chiaramente che c'è una specie di saturazione a circa 25 MJ/m²giorno) e viceversa a sovrastimare quelli molto bassi.

Questa tendenza generale si osserva bene nella Tabella 16: le differenze negative indicano una sottostima, quelle positive una sovrastima. I due effetti in parte si compensano quando si considera l'energia totale che arriva al suolo durante l'anno, come mostra l'ultima colonna della tabella, che riporta la differenza media. Alcune eccezioni si spiegano con le condizioni particolari in cui opera la stazione. Le stazioni di montagna, ad esempio, possono fornire valori errati dell'insolazione se durante la notte sulla cupola esterna del piranometro si forma una crosta di ghiaccio che, essendo un mezzo molto diffondente, nelle prime ore del mattino può alterare la misura anche del 50 %. Viceversa il satellite, non potendo discriminare tra neve e nuvole (che hanno un potere riflettente confrontabile), in giorni serenissimi in cui il sito della stazione è innevato fornisce per tutto il giorno un valore molto sottostimato perché la neve viene scambiata per copertura nuvolosa. Questo può spiegare perché per la stazione del Terminillo (16219), che si trova a quota 1875 m, la tendenza generale non è rispettata nei mesi invernali.

Tabella 17
Stazioni RAN – Differenze tra il valore giornaliero medio mensile stimato e quello calcolato per il 1999 (MJ/m²giorno)

| staz | gen | feb | mar | apr | mag | giu | lug | ago | set | ott | nov | dic | media |
|------|-----|-----|-----|-----|-----|-----|-----|-----|-----|-----|-----|-----|-------|
|------|-----|-----|-----|-----|-----|-----|-----|-----|-----|-----|-----|-----|-------|

modello Campbell CR10

| | | | | | | | | | | | | | |
|------|-------|-------|-------|-------|-------|-------|-------|-------|-------|-------|------|------|-------|
| 9002 | 1.22 | -0.03 | -0.70 | 2.09 | 0.58 | -0.55 | -1.19 | -0.38 | 0.18 | -0.94 | 1.17 | 0.76 | 0.18 |
| 9003 | 1.43 | -0.29 | 0.40 | 2.15 | 0.37 | -0.64 | -0.89 | 0.52 | 0.19 | -0.55 | 1.28 | 0.77 | 0.40 |
| 9005 | 0.91 | 0.83 | 1.25 | | | 0.97 | 1.56 | 1.39 | 1.05 | 0.66 | 0.59 | 0.43 | 0.97 |
| 9011 | 0.46 | | 5.95 | -1.30 | -0.81 | -2.20 | -2.36 | | | -0.87 | 0.10 | 0.61 | -0.05 |
| 9012 | 0.30 | 0.19 | -0.70 | -0.36 | -0.58 | -1.29 | -1.46 | -1.15 | -0.20 | -1.11 | 0.20 | 1.09 | -0.42 |
| 9013 | -0.49 | 0.75 | -0.07 | 0.51 | -0.29 | -2.42 | -2.22 | -1.94 | -1.39 | -0.98 | 0.40 | 0.79 | -0.61 |
| 9040 | | | 1.34 | 1.75 | 0.58 | 0.25 | 0.11 | 0.56 | 1.06 | 0.55 | 1.46 | 0.78 | 0.84 |

modello SIAP SM3830

| | | | | | | | | | | | | | |
|------|------|------|------|------|------|------|------|------|------|-------|------|------|------|
| 9023 | | | 1.86 | 4.53 | 4.21 | 2.70 | 2.48 | 2.71 | 1.49 | 1.47 | 1.82 | 1.26 | 2.45 |
| 9024 | 0.70 | 2.05 | 1.41 | 1.76 | 3.54 | 1.22 | 2.20 | 1.42 | 1.43 | 0.43 | 0.91 | 0.55 | 1.47 |
| 9025 | | | 1.50 | 2.69 | 3.07 | 3.80 | 3.71 | 3.19 | 3.61 | 0.59 | 1.03 | 0.74 | 2.39 |
| 9026 | | | 2.69 | 3.92 | 3.93 | 2.92 | 3.38 | | 3.23 | 2.35 | 2.59 | | 3.13 |
| 9027 | | | 0.77 | 1.78 | 2.43 | 1.14 | | 1.53 | 1.47 | -0.19 | 1.58 | 1.37 | 1.32 |
| 9030 | | | 0.43 | 2.02 | 3.35 | 1.67 | 2.65 | 3.58 | 2.67 | | 0.56 | 0.37 | 1.92 |
| 9032 | 1.61 | 0.54 | 0.78 | 1.99 | 1.75 | 1.57 | 1.39 | 1.13 | 1.87 | 0.40 | 1.78 | 0.98 | 1.32 |
| 9033 | 0.95 | 1.22 | 2.26 | 3.00 | 3.60 | 2.56 | 2.02 | 2.10 | 2.02 | 2.80 | 1.85 | 1.31 | 2.14 |
| 9034 | 0.99 | 1.17 | 0.24 | 1.60 | 3.83 | 1.40 | 2.50 | 1.79 | 1.19 | 0.83 | 0.25 | | 1.43 |
| 9036 | | | 1.64 | 3.41 | 2.62 | 1.89 | 2.06 | 1.57 | 1.86 | 0.81 | 1.11 | 1.39 | 1.84 |
| 9039 | | | 2.62 | 4.03 | 4.20 | 2.93 | 4.84 | 2.34 | 1.38 | 2.29 | 2.12 | 1.05 | 2.78 |
| 9041 | | | | | 3.51 | 3.25 | 2.53 | 2.06 | 2.21 | 2.18 | 2.50 | 1.97 | 2.53 |

Possiamo ora dare uno sguardo alla Tabella 17 (vedi pagina precedente), che riguarda le stazioni della RAN. Per evidenziare le differenze di comportamento, abbiamo ancora una volta separato i due gruppi che usano differente strumentazione (trascuriamo ancora le stazioni che impiegano il modello 3820).

La sottostima nei mesi caldi e la sovrastima in quelli freddi è ancora evidente per quasi tutte le stazioni dotate di strumentazione Campbell, per le quali anche la media delle differenze è modesta, a conferma che il nostro sistema stima con approssimazione più che buona l'irradiazione dell'intero anno.

Ancora una volta, ritroviamo lo stesso comportamento anomalo nelle stazioni che usano la strumentazione SIAP. Le differenze sono tutte (esclusa una) positive, a significare che il satellite sovrastima sistematicamente, e di molto, l'irradiazione del suolo. O meglio che lo strumento a terra vede meno sole di quello che si vedrebbe su un piano orizzontale senza ostruzioni verso il Sud, o lo vede attraverso lenti affumicate; ambedue queste ipotesi sono abbastanza plausibili, se si considera che le stazioni della Rete Agrometeorologica Nazionale sono destinate a descrivere il microclima di zone rurali, che non è detto che siano tutte pianeggianti a perdita d'occhio; e la strumentazione si trova, a volte, tra due filari di alberi. Poiché nei campi vengono fatti lavori e irrorazioni che sollevano polvere e immettono nell'aria aerosol, è estremamente probabile che le cupolette dei solarimetri si ricoprano di incrostazioni. Se la pulizia non viene fatta con paziente assiduità, la misura è falsata di molto per difetto; e se, viceversa, viene fatta senza le necessarie cautele produce sulle cupolette (fatte di vetro lavorato otticamente) graffi che ne riducono permanentemente la trasmissività.

Nei dieci anni trascorsi da quando l'AMI e la RAN installarono i loro piranometri, ambedue le reti hanno avuto problemi non piccoli di funzionamento e di accuratezza delle misure. Lo stesso può facilmente immaginarsi per altri enti che rilevano la radiazione solare, ma dei cui dati non abbiamo la disponibilità.

Delle 39 stazioni dell'AMI, nel 1999 un po' meno dei due terzi hanno fornito con buona continuità misure a priori attendibili e 10 delle restanti hanno prodotto dati sospetti. Come abbiamo appena finito di osservare, delle 31 stazioni della RAN una buona parte hanno probabilmente il sensore in una posizione non idonea (orizzonte limitato da rilievi o piante o manufatti) oppure sporco, e di conseguenza una gran parte delle misure danno valori con tutta evidenza molto inferiori all'irradiazione su piano orizzontale.

Nella Tabella 18, a pagina seguente, sono sintetizzate in cifre queste osservazioni. *Vuote* indica le stazioni che non hanno fornito un numero significativo di misure, cioè quelle con un numero elevato di valori orari mancanti o con frequenti intervalli di mancato funzionamento; *sospette* sta a significare che i dati forniti sembrano inattendibili.

Proviamo ora a trarre qualche conclusione dalle considerazioni fatte fin qui.

È fuor di dubbio che la conoscenza della radiazione solare in Italia non può derivare soltanto dalle misure a terra, almeno fino a quando non ci sarà un efficiente organismo di coordinamento tra i diversi operatori, che dia la garanzia di qualità delle fonti verificando l'idoneità dei siti, sorvegliando la corretta installazione e cura dei sensori, controllando che la manutenzione della strumentazione sia eseguita con la frequenza necessaria da personale tecnico qualificato ed assicurando la ricalibrazione di tutti i piranometri presso un unico centro attrezzato, con la stessa procedura, con la frequenza opportuna.

Per quel che riguarda la nostra attività, in qualche modo siamo arrivati a rovesciare il rapporto tra *stima* e *misura* da cui eravamo partiti: il valore stimato appare ora più vicino alla verità e può utilmente servire ad individuare le misure sospette e suggerire interventi sulla strumentazione per correggere errori di installazione o di manutenzione. La verifica della stima può farsi per confronto con i dati di un numero modesto di stazioni, però ben assistite e funzionanti e quindi sicuramente affidabili.

Tabella 18
Ripartizione delle stazioni rispetto alla completezza ed attendibilità dei dati nel 1999

| | RAN | | AMI | | totali | |
|----------|-----|--------|-----|--------|--------|--------|
| | n. | % | n. | % | n. | % |
| buone | 14 | 45.16 | 24 | 61.54 | 38 | 54.29 |
| sospette | 8 | 25.81 | 10 | 25.64 | 18 | 25.71 |
| vuote | 9 | 29.03 | 5 | 12.82 | 14 | 20.00 |
| totali | 31 | 100.00 | 39 | 100.00 | 70 | 100.00 |

Alla luce delle osservazioni e delle scoperte che abbiamo fatto in questo capitolo, se si tornasse indietro per ricalcolare i parametri empirici del nostro modello di stima usando solo i dati di stazioni affidabili, la nuvola di punti di Figura 3 si stringerebbe notevolmente intorno alla retta di regressione e la coda di scarti esageratamente grandi scomparirebbe dall'istogramma di Figura 4.

Ma d'altra parte, considerato che già in partenza, appena usciti dalla fabbrica, i piranometri hanno una precisione che va dal 3 al 5 % del fondo-scala e che hanno una deriva dell'ordine del 2 % ogni anno, supposto che le stazioni prese come riferimento abbiano misurato correttamente la radiazione, l'accordo del 6-7 % tra la nostra stima e le misure significa che i valori da noi forniti sono bene approssimati. Con il vantaggio che la *misura stimata* può farsi su tutto il territorio con una risoluzione di circa 7×7 km². Ancora più accurati sono i valori medi del periodo 1994-1999 che diamo in fondo al volume.

Appendice

Il Metodo Heliosat

Generalità

Le immagini riprese dal satellite Meteosat appartengono a tre diverse bande di frequenza: infrarosso, visibile, vapore acqueo; a noi interessano quelle acquisite nella banda del visibile. Le immagini *primarie* inviate a terra dal satellite vengono ricevute dal centro europeo di Darmstadt (Germania, presso Francoforte) e sezionate in diverse serie di riquadri parziali detti immagini *secondarie*. Una di queste serie, il cosiddetto formato C03, divide in 24 porzioni l'intero disco visto dal satellite nella banda del visibile; noi memorizziamo ed elaboriamo una di queste immagini secondarie C03, che contiene interamente l'Italia.

Le immagini secondarie (dette WEFAX, WEather FACSimile), convertite in segnale analogico e ritrasmesse usando come ponte lo stesso satellite Meteosat, vengono ricevute dalle antenne dei sistemi SDUS (Secondary Data User Station).

L'Heliosat è basato appunto su un sistema SDUS e usa le immagini C03 contenenti l'Italia che vengono trasmesse alle ore intere dalle 6:00 alle 17:00; il numero di immagini effettivamente trasmesse dipende dalla stagione.

L'idea che sta alla base del metodo è che la copertura nuvolosa su una certa porzione della superficie terrestre determina la quantità di radiazione solare che la raggiunge. Per discriminare nelle immagini tra le zone coperte da nubi ed il suolo scoperto si sfrutta il fatto che le nubi hanno un'albedo nettamente maggiore di quella del suolo.

Per la descrizione del metodo rimandiamo all'articolo di Cano ed altri [4]; in questa Appendice daremo qualche sommaria informazione sui passaggi essenziali.

Memorizzazione delle immagini orarie

Il radiometro a bordo del satellite fornisce un segnale di corrente proporzionale alla radianza dell'areola della superficie terrestre che istante per istante si trova nel suo campo di osservazione. Questo segnale, digitalizzato, viene memorizzato ed inviato a terra come immagine primaria.

Dopo l'elaborazione dell'immagine primaria presso il centro di Darmstadt, il segnale analogico dell'immagine WEFAX ritrasmessa viene ricevuto dall'antenna del sistema e convertito in valori digitali. Ad un'areola dell'immagine (un *pixel*, in linguaggio informatico) la conversione fa corrispondere un valore numerico discreto, detto *conto numerico*, che è proporzionale alla radianza media di quell'areola. La matrice dei conti numerici costituisce l'immagine digitalizzata su cui si fanno le successive elaborazioni.

Ciascun elemento della matrice viene elaborato tenendo conto della posizione del corrispondente pixel rispetto al Sole, ricavandone un valore che risulta in definitiva proporzionale all'albedo del pixel. Non entriamo in dettagli per non appesantire il discorso; chiameremo *albedo apparente* o semplicemente *albedo* questo valore. Il fattore di proporzionalità non ha interesse perché i valori di albedo entrano solo nel calcolo dell'*indice di copertura nuvolosa* (vedi più avanti), dove figurano nel rapporto di due quantità omogenee.

Mappa dell'albedo del suolo

Da una serie di immagini, acquisite preliminarmente per la messa a punto del sistema, vengono selezionate quelle prese in condizioni di cielo prevalentemente sereno per costruire una *mappa iniziale dell'albedo del suolo* sotto forma di matrice di pixel. A ciascun elemento della matrice si assegna un valore ottenuto da un'analisi statistica dei conti numerici assegnati al pixel nelle diverse immagini della serie. Questa costruzione viene fatta una volta per tutte nella fase di inizializzazione.

Delle variazioni stagionali dell'albedo del suolo si tiene conto aggiornando la mappa di riferimento durante l'elaborazione di ogni nuova immagine: se un certo pixel appare non coperto da nubi (ricordiamo che il suolo ha un'albedo decisamente più bassa di quella delle nubi), al valore di albedo ad esso precedentemente assegnato viene sostituita una media pesata tra questo valore e quello nuovo risultante dall'immagine. All'aumentare del numero di immagini elaborate, aumenta per ciascun pixel (i,j) la probabilità di registrare il valore di albedo, $\rho_s(i,j)$, che esso ha in assenza di nubi.

Albedo media delle nubi

Mediante la stessa serie iniziale di immagini, selezionando questa volta quelle più nuvolose, si determina un altro parametro fondamentale: il valore dell'albedo media delle nubi, ρ_n , che può essere considerato una costante (e, come detto sopra, è in generale molto maggiore del massimo dei valori di albedo del suolo).

Una volta costruita la mappa iniziale di albedo del suolo $\rho_s(i,j)$ (un valore per ogni pixel della mappa) e determinata l'albedo delle nubi ρ_n (un valore indipendente dal pixel e dal tempo), si possono usare le immagini per stimare la radiazione globale al suolo con il procedimento che descriveremo qui di seguito.

Indice di copertura nuvolosa

Il valore di albedo del pixel (i,j) ricavato dall'immagine rilevata all'istante t, $\rho(t,i,j)$, viene usato per costruire la mappa dell'*indice di copertura nuvolosa* $N(t,i,j)$:

$$N(t,i,j) = \frac{\rho(t,i,j) - \rho_s(i,j)}{\rho_n - \rho_s(i,j)}$$

Il fattore di trasmissione totale dell'atmosfera, $K(t,i,j)$, è il rapporto tra la radiazione globale che arriva al suolo nel punto (i,j), $G(t,i,j)$, e la radiazione extra-atmosferica nello stesso punto, $G_0(t,i,j)$, che si ottiene da calcoli teorici in cui entra la posizione del sole rispetto al pixel nell'istante di ripresa dell'immagine:

$$K(t) = \frac{G(t)}{G_0(t)}$$

Per semplicità omettiamo, qui e nel seguito, i due indici che individuano la posizione del pixel.

Si è verificato sperimentalmente che $K(t)$ è con buona approssimazione linearmente correlato all'indice di copertura nuvolosa, $N(t)$. Si può dunque stimare la radiazione globale al suolo al tempo t:

$$G(t) = G_0(t) \cdot K(t)$$

una volta che si siano calcolati i valori degli elementi della matrice:

$$K(t) = a(t) \cdot N(t) + b(t) .$$

La determinazione di $a(t)$ e $b(t)$ partendo dai valori di radiazione globale rilevati a terra ha mostrato che questi parametri dipendono in misura significativa dall'ora del giorno, ma non dalla posizione geografica.

Radiazione giornaliera

Alla fine del giorno d la radiazione globale giornaliera su piano orizzontale, $H_g(d)$, viene calcolata come frazione di quella extra-atmosferica, $H_{0g}(d)$:

$$H_g(d) = \frac{\sum_h G(h)}{\sum_h G_0(h)} \cdot H_{0g}(d)$$

dove le somme sono riferite alle sole ore h a cui si sono stimati i valori $G(h)$.

La radiazione giornaliera media mensile per il mese m , $\bar{H}_{gm}(m)$, si ricava come media aritmetica degli n valori giornalieri $H_g(d)$ disponibili nel mese ($n \leq$ numero di giorni del mese):

$$\bar{H}_{gm}(m) = \frac{\sum_d H_g(d)}{n}$$

La risoluzione spaziale dei valori stimati dall'Heliosat risulta di circa $7 \times 7 \text{ km}^2$: ad una località si attribuisce un valore che è la radiazione media incidente su un trapezoide di queste dimensioni centrato sulle sue coordinate.

Bibliografia

- [1] J. D. TARPLEY
Estimating incident solar radiation at the surface from geostationary satellite data
Journal of Applied Meteorology, Vol. 18, p. 1172, 1979
- [2] E. RASCHKE, H.J. PREUSS
The determination of the solar radiation budget at the earth surface from satellite measurements
Meteorologische Rundschau, Vol. 32, p. 18, 1979
- [3] C. GAUTIER, G. DIAK, S. MASSE
A simple physical model to estimate incident solar radiation at the surface from GOES satellite data
Journal of Applied Meteorology, Vol. 19, p. 1005, 1980
- [4] D. CANO, J.M. MONGET, M. ALBUISSON, H. GUILLARD, N. REGAS, L. WALD
A method for the determination of the global solar radiation from meteorological satellite data
Solar Energy, Vol. 37, No. 1, p. 31, 1986
- [5] L. DIABATÉ, G. MOUSSU, L. WALD
Description of an operational tool for determining global solar radiation at ground using geostationary satellite images
Solar Energy, Vol. 42, No. 3, p. 201, 1989
- [6] W. PALZ, J. GREIF (*Commission of the European Communities, editors*)
European solar radiation atlas
3^a edizione riveduta e migliorata da J. Page
Springer-Verlag, Berlin Heidelberg, 1996
- [7] WORLD METEOROLOGICAL ORGANIZATION
Guide to meteorological instruments and methods of observation
WMO - No.8, 5th edition, 1983
- [8] M. IQBAL
An introduction to solar radiation
Academic Press, New York, 1983
- [9] E. COGLIANI, M. MANCINI, S. PETRARCA, F. SPINELLI
La radiazione solare globale al suolo in Italia nel 1994
ENEA, RT/ERG/95/12, 1995 (esaurito)

- [10] E. COGLIANI, M. MANCINI, S. PETRARCA, F. SPINELLI
La radiazione solare globale al suolo in Italia nel 1995
ENEA, 1997
- [11] S. PETRARCA, F. SPINELLI, E. COGLIANI, M. MANCINI
La radiazione solare globale al suolo in Italia negli anni 1996-1997
ENEA, 1999
- [12] UCEA
Bollettino Agrometeorologico Nazionale
Mensile del Ministero per le Politiche Agricole
Supplemento semestrale - Dati giornalieri delle stazioni
UCEA, Roma
- [13] AER
Meteorologia/Climatologia Agrometeorologia/Ambiente
(fino all'aprile 1998)
ARPA
Rivista dell'Agenzia Regionale Prevenzione e Ambiente dell'Emilia-Romagna
Supplemento Dati Ambientali
(dal maggio 1998)
ARPA, Bologna
- [14] J. A. DUFFIE, W. A. BECKMAN
Solar Engineering of thermal processes
John Wiley & Sons, New York, 1980
- [15] A. A. M. SAYIGH (*editor*)
Solar Energy Engineering
Academic Press, New York, 1977
- [16] WORLD RADIATION DATA CENTRE
Solar Radiation and Radiation Balance Data
(The World Network)
Pubblicazione trimestrale
WRDC, St. Petersburg
- [17] E. COGLIANI, S. PETRARCA
Analisi dei dati di radiazione solare rilevati da quattro piranometri
Rapporto Tecnico RTI/ERG/SIRE/2000/14

Tabelle della radiazione

Le tre tabelle delle pagine seguenti contengono i valori della radiazione globale giornaliera media mensile al suolo sul piano orizzontale, stimati per il 1998 e per il 1999, nonché i valori medi degli anni dal 1994 al 1999.

I comuni inclusi nella tabella sono 1614: tutti quelli aventi almeno 10.000 abitanti (che sono 1039) ed il comune con la maggiore popolazione in ogni porzione di territorio di 10×10 km² rimasta scoperta (sono 575 comuni, aventi una popolazione compresa tra 5.000 e 10.000 abitanti).

La popolazione di questi comuni ammonta complessivamente a 42 milioni di abitanti, cioè il 70 % della popolazione totale dell'Italia; la superficie a 120.000 km², il 40 % della superficie dell'Italia.

I comuni sono elencati separatamente per regione, ed all'interno di ciascuna regione sono disposti in ordine alfabetico secondo la sigla automobilistica della provincia ed il nome del comune.

I comuni della provincia bilingue di Bolzano/Bozen figurano nella tabella due volte: una con la denominazione italiana ed una con quella tedesca.

L'unità di misura usata è il MJ/m²giorno. Per ottenere il valore in kWh/m²giorno occorre dividere per 3.6:

$$\overline{H}_{\text{gm}} \left[\frac{\text{kWh}}{\text{m}^2 \text{giorno}} \right] = \frac{1}{3.6} \overline{H}_{\text{gm}} \left[\frac{\text{MJ}}{\text{m}^2 \text{giorno}} \right]$$

IMPORTANTE

I dati contenuti in questa pubblicazione sono disponibili alla pagina

<http://clisun.casaccia.enea.it/Pagine/TabelleRadiazione.htm>

del sito

<http://clisun.casaccia.enea.it>

| | | gen | feb | mar | apr | mag | giu | lug | ago | set | ott | nov | dic |
|-----------------|---------------------|-----|-----|------|------|------|------|------|------|------|------|-----|-----|
| PIEMONTE | | | | | | | | | | | | | |
| AL | Acqui Terme | 6.0 | 9.8 | 14.2 | 16.7 | 21.1 | 24.0 | 23.2 | 20.3 | 14.5 | 9.9 | 7.1 | 4.7 |
| AL | Alessandria | 5.9 | 9.8 | 14.2 | 16.7 | 21.2 | 24.1 | 23.3 | 20.4 | 14.4 | 9.9 | 7.0 | 4.7 |
| AL | Casale Monferrato | 5.8 | 9.8 | 14.3 | 16.4 | 21.1 | 23.9 | 23.2 | 20.3 | 14.3 | 9.8 | 7.1 | 4.8 |
| AL | Castelnuovo Scrivia | 5.8 | 9.9 | 14.2 | 16.6 | 21.2 | 24.1 | 23.3 | 20.4 | 14.4 | 9.8 | 7.0 | 4.6 |
| AL | Novi Ligure | 5.9 | 9.8 | 14.2 | 16.7 | 21.2 | 24.1 | 23.3 | 20.4 | 14.4 | 9.8 | 7.0 | 4.6 |
| AL | Ovada | 6.0 | 9.8 | 14.1 | 16.7 | 21.1 | 24.0 | 23.2 | 20.3 | 14.5 | 9.9 | 7.0 | 4.7 |
| AL | Serravalle Scrivia | 5.9 | 9.8 | 14.1 | 16.6 | 21.1 | 24.0 | 23.3 | 20.4 | 14.5 | 9.8 | 7.0 | 4.6 |
| AL | Tortona | 5.8 | 9.8 | 14.2 | 16.7 | 21.2 | 24.1 | 23.3 | 20.4 | 14.4 | 9.8 | 7.0 | 4.6 |
| AL | Valenza | 5.8 | 9.8 | 14.3 | 16.6 | 21.2 | 24.0 | 23.3 | 20.4 | 14.4 | 9.8 | 7.0 | 4.7 |
| AT | Asti | 6.0 | 9.8 | 14.3 | 16.6 | 20.9 | 23.8 | 23.2 | 20.2 | 14.3 | 10.0 | 7.1 | 5.0 |
| AT | Canelli | 6.1 | 9.8 | 14.2 | 16.7 | 21.0 | 23.9 | 23.2 | 20.2 | 14.4 | 10.0 | 7.1 | 4.9 |
| AT | Costigliole d'Asti | 6.1 | 9.8 | 14.3 | 16.7 | 20.9 | 23.8 | 23.2 | 20.1 | 14.4 | 10.0 | 7.1 | 5.0 |
| AT | Nizza Monferrato | 6.0 | 9.8 | 14.2 | 16.7 | 21.0 | 23.9 | 23.2 | 20.3 | 14.4 | 9.9 | 7.1 | 4.8 |
| AT | San Damiano d'Asti | 6.1 | 9.8 | 14.3 | 16.6 | 20.8 | 23.7 | 23.1 | 20.1 | 14.4 | 10.0 | 7.1 | 5.0 |
| BI | Biella | 5.3 | 9.1 | 13.6 | 15.2 | 20.2 | 22.9 | 22.5 | 19.4 | 13.8 | 9.4 | 6.8 | 4.9 |
| BI | Cossato | 5.4 | 9.2 | 13.7 | 15.3 | 20.3 | 23.1 | 22.6 | 19.6 | 13.8 | 9.4 | 6.9 | 4.9 |
| CN | Alba | 6.1 | 9.8 | 14.2 | 16.7 | 20.7 | 23.7 | 23.1 | 20.0 | 14.4 | 10.1 | 7.1 | 5.0 |
| CN | Barge | 5.4 | 9.1 | 13.8 | 16.0 | 20.2 | 22.9 | 22.9 | 19.4 | 14.2 | 10.1 | 7.0 | 5.1 |
| CN | Borgo San Dalmazzo | 6.0 | 9.6 | 14.0 | 16.3 | 20.1 | 23.0 | 23.0 | 19.6 | 14.5 | 10.4 | 7.3 | 5.2 |
| CN | Bra | 6.1 | 9.7 | 14.2 | 16.6 | 20.6 | 23.4 | 23.0 | 19.8 | 14.4 | 10.1 | 7.1 | 5.1 |
| CN | Busca | 5.9 | 9.4 | 14.0 | 16.3 | 20.2 | 23.0 | 22.9 | 19.6 | 14.4 | 10.3 | 7.2 | 5.2 |
| CN | Caraglio | 5.9 | 9.4 | 14.0 | 16.3 | 20.1 | 23.0 | 22.9 | 19.6 | 14.5 | 10.4 | 7.2 | 5.2 |
| CN | Ceva | 6.3 | 9.8 | 14.2 | 16.7 | 20.7 | 23.5 | 23.0 | 19.9 | 14.5 | 10.2 | 7.2 | 5.0 |
| CN | Cuneo | 6.1 | 9.6 | 14.1 | 16.4 | 20.2 | 23.1 | 22.9 | 19.6 | 14.5 | 10.4 | 7.2 | 5.2 |
| CN | Dronero | 5.8 | 9.3 | 13.9 | 16.2 | 20.1 | 23.0 | 23.0 | 19.6 | 14.4 | 10.3 | 7.2 | 5.2 |
| CN | Fossano | 6.1 | 9.7 | 14.2 | 16.5 | 20.4 | 23.2 | 23.0 | 19.7 | 14.4 | 10.3 | 7.2 | 5.2 |
| CN | Mondovì | 6.3 | 9.7 | 14.2 | 16.6 | 20.4 | 23.3 | 22.9 | 19.8 | 14.5 | 10.3 | 7.2 | 5.1 |
| CN | Racconigi | 5.9 | 9.6 | 14.1 | 16.4 | 20.4 | 23.2 | 23.0 | 19.7 | 14.3 | 10.1 | 7.1 | 5.2 |
| CN | Saluzzo | 5.8 | 9.4 | 14.0 | 16.3 | 20.2 | 23.0 | 22.9 | 19.6 | 14.3 | 10.2 | 7.1 | 5.2 |
| CN | Savigliano | 6.0 | 9.6 | 14.1 | 16.5 | 20.4 | 23.2 | 23.0 | 19.7 | 14.3 | 10.2 | 7.2 | 5.2 |
| CN | Sommariva del Bosco | 6.0 | 9.7 | 14.2 | 16.5 | 20.5 | 23.4 | 23.0 | 19.8 | 14.3 | 10.1 | 7.1 | 5.2 |
| CN | Verzuolo | 5.8 | 9.4 | 14.0 | 16.3 | 20.2 | 23.0 | 22.9 | 19.6 | 14.4 | 10.2 | 7.1 | 5.2 |
| NO | Arona | 5.5 | 9.2 | 13.7 | 15.1 | 20.3 | 23.0 | 22.5 | 19.6 | 13.7 | 9.3 | 6.8 | 4.8 |
| NO | Borgomanero | 5.5 | 9.3 | 13.8 | 15.2 | 20.3 | 23.1 | 22.5 | 19.6 | 13.8 | 9.4 | 6.8 | 4.8 |
| NO | Cameri | 5.7 | 9.7 | 14.2 | 15.8 | 20.8 | 23.6 | 22.9 | 20.1 | 14.0 | 9.6 | 7.0 | 4.8 |
| NO | Galliate | 5.7 | 9.7 | 14.2 | 15.9 | 20.9 | 23.6 | 23.0 | 20.1 | 14.1 | 9.7 | 7.0 | 4.8 |
| NO | Gozzano | 5.4 | 9.2 | 13.6 | 15.0 | 20.2 | 22.9 | 22.4 | 19.5 | 13.7 | 9.3 | 6.8 | 4.8 |
| NO | Novara | 5.7 | 9.7 | 14.2 | 15.9 | 20.9 | 23.6 | 23.0 | 20.1 | 14.1 | 9.7 | 7.0 | 4.8 |
| NO | Oleggio | 5.7 | 9.6 | 14.0 | 15.6 | 20.6 | 23.4 | 22.8 | 19.9 | 13.9 | 9.5 | 6.9 | 4.8 |
| NO | Trecale | 5.7 | 9.8 | 14.2 | 16.0 | 20.9 | 23.7 | 23.0 | 20.2 | 14.1 | 9.7 | 7.0 | 4.8 |
| TO | Alpignano | 5.4 | 9.1 | 13.7 | 15.8 | 20.3 | 23.0 | 22.7 | 19.4 | 14.0 | 9.8 | 6.9 | 5.1 |
| TO | Avigliana | 5.2 | 8.9 | 13.5 | 15.7 | 20.2 | 22.9 | 22.7 | 19.3 | 13.9 | 9.7 | 6.8 | 5.0 |
| TO | Beinasco | 5.6 | 9.3 | 13.9 | 16.0 | 20.3 | 23.1 | 22.8 | 19.5 | 14.1 | 9.9 | 7.0 | 5.1 |

| | gen | feb | mar | apr | mag | giu | lug | ago | set | ott | nov | dic |
|-------------------------|-----|-----|------|------|------|------|------|------|------|------|-----|-----|
| TO Borgaro Torinese | 5.6 | 9.3 | 13.8 | 15.8 | 20.3 | 23.1 | 22.8 | 19.5 | 14.0 | 9.8 | 6.9 | 5.1 |
| TO Bussoleno | 4.6 | 8.3 | 12.9 | 15.3 | 20.3 | 22.7 | 22.6 | 19.1 | 13.7 | 9.5 | 6.4 | 4.8 |
| TO Caluso | 5.6 | 9.3 | 13.9 | 15.7 | 20.4 | 23.2 | 22.8 | 19.6 | 14.0 | 9.7 | 6.9 | 5.0 |
| TO Carmagnola | 5.9 | 9.6 | 14.1 | 16.4 | 20.5 | 23.3 | 23.0 | 19.7 | 14.3 | 10.1 | 7.1 | 5.2 |
| TO Caselle Torinese | 5.5 | 9.2 | 13.8 | 15.7 | 20.3 | 23.0 | 22.7 | 19.4 | 14.0 | 9.7 | 6.9 | 5.1 |
| TO Castellamonte | 5.3 | 9.0 | 13.5 | 15.3 | 20.2 | 22.9 | 22.6 | 19.3 | 13.8 | 9.5 | 6.7 | 5.0 |
| TO Cavour | 5.5 | 9.2 | 13.8 | 16.0 | 20.2 | 22.9 | 22.9 | 19.4 | 14.2 | 10.1 | 7.0 | 5.1 |
| TO Chieri | 5.9 | 9.6 | 14.1 | 16.2 | 20.5 | 23.4 | 23.0 | 19.7 | 14.2 | 9.9 | 7.1 | 5.1 |
| TO Chivasso | 5.7 | 9.5 | 14.0 | 15.9 | 20.5 | 23.3 | 22.9 | 19.7 | 14.1 | 9.8 | 7.0 | 5.1 |
| TO Cirié | 5.3 | 9.0 | 13.6 | 15.6 | 20.3 | 22.9 | 22.7 | 19.3 | 13.9 | 9.6 | 6.8 | 5.0 |
| TO Collegno | 5.5 | 9.2 | 13.8 | 15.9 | 20.3 | 23.0 | 22.8 | 19.4 | 14.0 | 9.8 | 6.9 | 5.1 |
| TO Cuorigné | 5.1 | 8.8 | 13.4 | 15.2 | 20.2 | 22.8 | 22.5 | 19.2 | 13.8 | 9.4 | 6.7 | 4.9 |
| TO Gassino Torinese | 5.8 | 9.5 | 14.0 | 16.0 | 20.5 | 23.3 | 22.9 | 19.7 | 14.1 | 9.8 | 7.0 | 5.1 |
| TO Giaveno | 5.1 | 8.8 | 13.5 | 15.7 | 20.2 | 22.8 | 22.7 | 19.3 | 13.9 | 9.7 | 6.7 | 5.0 |
| TO Grugliasco | 5.5 | 9.2 | 13.8 | 15.9 | 20.3 | 23.0 | 22.8 | 19.4 | 14.0 | 9.8 | 6.9 | 5.1 |
| TO Ivrea | 5.3 | 9.0 | 13.5 | 15.3 | 20.2 | 22.9 | 22.5 | 19.4 | 13.8 | 9.4 | 6.8 | 4.9 |
| TO Lanzo Torinese | 5.1 | 8.8 | 13.3 | 15.4 | 20.2 | 22.8 | 22.6 | 19.2 | 13.8 | 9.5 | 6.6 | 4.9 |
| TO Leini | 5.6 | 9.3 | 13.8 | 15.8 | 20.4 | 23.1 | 22.8 | 19.5 | 14.0 | 9.8 | 6.9 | 5.1 |
| TO Luserna San Giovanni | 5.2 | 8.9 | 13.6 | 15.8 | 20.2 | 22.9 | 22.8 | 19.4 | 14.1 | 10.0 | 6.9 | 5.1 |
| TO Moncalieri | 5.8 | 9.4 | 14.0 | 16.1 | 20.4 | 23.2 | 22.9 | 19.6 | 14.1 | 9.9 | 7.0 | 5.1 |
| TO Nichelino | 5.7 | 9.4 | 14.0 | 16.1 | 20.4 | 23.2 | 22.9 | 19.5 | 14.1 | 9.9 | 7.0 | 5.1 |
| TO None | 5.7 | 9.3 | 13.9 | 16.1 | 20.3 | 23.1 | 22.9 | 19.5 | 14.1 | 10.0 | 7.0 | 5.1 |
| TO Orbassano | 5.5 | 9.2 | 13.8 | 15.9 | 20.3 | 23.0 | 22.8 | 19.4 | 14.1 | 9.9 | 6.9 | 5.1 |
| TO Pianezza | 5.5 | 9.1 | 13.7 | 15.8 | 20.3 | 23.0 | 22.7 | 19.4 | 14.0 | 9.8 | 6.9 | 5.1 |
| TO Pinerolo | 5.3 | 9.0 | 13.7 | 15.9 | 20.2 | 22.9 | 22.8 | 19.4 | 14.1 | 9.9 | 6.9 | 5.1 |
| TO Piossasco | 5.5 | 9.1 | 13.8 | 15.9 | 20.3 | 23.0 | 22.8 | 19.4 | 14.1 | 9.9 | 6.9 | 5.1 |
| TO Poirino | 6.0 | 9.7 | 14.2 | 16.4 | 20.6 | 23.4 | 23.0 | 19.8 | 14.3 | 10.0 | 7.1 | 5.1 |
| TO Rivalta di Torino | 5.5 | 9.2 | 13.8 | 15.9 | 20.3 | 23.0 | 22.8 | 19.4 | 14.0 | 9.9 | 6.9 | 5.1 |
| TO Rivarolo Canavese | 5.4 | 9.1 | 13.6 | 15.5 | 20.3 | 23.0 | 22.6 | 19.4 | 13.9 | 9.6 | 6.8 | 5.0 |
| TO Rivoli | 5.4 | 9.1 | 13.7 | 15.8 | 20.3 | 23.0 | 22.7 | 19.4 | 14.0 | 9.8 | 6.9 | 5.1 |
| TO San Mauro Torinese | 5.7 | 9.5 | 14.0 | 16.0 | 20.5 | 23.2 | 22.9 | 19.6 | 14.1 | 9.9 | 7.0 | 5.1 |
| TO Santena | 5.9 | 9.6 | 14.1 | 16.3 | 20.5 | 23.3 | 23.0 | 19.7 | 14.2 | 10.0 | 7.1 | 5.2 |
| TO Settimo Torinese | 5.7 | 9.4 | 14.0 | 16.0 | 20.4 | 23.2 | 22.9 | 19.6 | 14.1 | 9.8 | 7.0 | 5.1 |
| TO Strambino | 5.5 | 9.2 | 13.7 | 15.5 | 20.3 | 23.1 | 22.7 | 19.5 | 13.9 | 9.6 | 6.9 | 5.0 |
| TO Susa | 4.4 | 8.0 | 12.7 | 15.3 | 20.3 | 22.7 | 22.5 | 19.1 | 13.7 | 9.4 | 6.3 | 4.7 |
| TO Torino | 5.7 | 9.4 | 13.9 | 16.0 | 20.4 | 23.1 | 22.8 | 19.5 | 14.1 | 9.9 | 7.0 | 5.1 |
| TO Venaria | 5.5 | 9.2 | 13.8 | 15.8 | 20.3 | 23.1 | 22.8 | 19.4 | 14.0 | 9.8 | 6.9 | 5.1 |
| TO Vigone | 5.7 | 9.3 | 13.9 | 16.1 | 20.3 | 23.0 | 22.9 | 19.5 | 14.2 | 10.0 | 7.0 | 5.2 |
| TO Vinovo | 5.7 | 9.4 | 14.0 | 16.1 | 20.4 | 23.1 | 22.9 | 19.5 | 14.2 | 10.0 | 7.0 | 5.2 |
| TO Volpiano | 5.6 | 9.3 | 13.9 | 15.8 | 20.4 | 23.2 | 22.8 | 19.6 | 14.0 | 9.8 | 7.0 | 5.1 |
| VB Cannobio | 5.0 | 8.6 | 12.9 | 14.4 | 19.7 | 22.5 | 22.0 | 19.2 | 13.2 | 8.8 | 6.3 | 4.5 |
| VB Domodossola | 4.5 | 8.1 | 12.3 | 14.2 | 19.7 | 22.2 | 21.7 | 18.9 | 13.0 | 8.5 | 6.0 | 4.3 |
| VB Gravellona Toce | 5.1 | 8.8 | 13.1 | 14.6 | 19.9 | 22.6 | 22.1 | 19.2 | 13.4 | 9.0 | 6.5 | 4.6 |
| VB Omegna | 5.2 | 8.9 | 13.2 | 14.7 | 20.0 | 22.7 | 22.2 | 19.3 | 13.5 | 9.0 | 6.6 | 4.7 |
| VB Verbania | 5.2 | 8.9 | 13.2 | 14.7 | 20.0 | 22.7 | 22.2 | 19.3 | 13.4 | 9.0 | 6.5 | 4.6 |
| VB Villadossola | 4.6 | 8.2 | 12.4 | 14.3 | 19.7 | 22.2 | 21.8 | 18.9 | 13.1 | 8.6 | 6.1 | 4.4 |
| VC Borgosesia | 5.3 | 9.1 | 13.5 | 15.0 | 20.2 | 22.9 | 22.4 | 19.4 | 13.7 | 9.2 | 6.7 | 4.8 |
| VC Crescentino | 5.8 | 9.6 | 14.2 | 16.1 | 20.7 | 23.5 | 23.0 | 19.9 | 14.2 | 9.8 | 7.1 | 5.0 |
| VC Gattinara | 5.5 | 9.3 | 13.8 | 15.3 | 20.4 | 23.1 | 22.6 | 19.7 | 13.8 | 9.4 | 6.9 | 4.9 |

| | | gen | feb | mar | apr | mag | giu | lug | ago | set | ott | nov | dic |
|----|------------------|-----|-----|------|------|------|------|------|------|------|-----|-----|-----|
| VC | Santhià | 5.7 | 9.5 | 14.0 | 15.8 | 20.6 | 23.4 | 22.8 | 19.8 | 14.0 | 9.7 | 7.0 | 5.0 |
| VC | Serravalle Sesia | 5.4 | 9.2 | 13.6 | 15.1 | 20.3 | 23.0 | 22.5 | 19.5 | 13.7 | 9.3 | 6.8 | 4.9 |
| VC | Trino | 5.8 | 9.7 | 14.2 | 16.3 | 20.9 | 23.7 | 23.1 | 20.1 | 14.2 | 9.8 | 7.1 | 4.9 |
| VC | Varallo | 5.1 | 8.8 | 13.2 | 14.7 | 20.0 | 22.7 | 22.2 | 19.3 | 13.5 | 9.1 | 6.6 | 4.7 |
| VC | Vercelli | 5.8 | 9.7 | 14.2 | 16.1 | 20.9 | 23.7 | 23.0 | 20.1 | 14.2 | 9.7 | 7.0 | 4.9 |

VALLE D'AOSTA / VALLÉE D'AOSTE

| | | | | | | | | | | | | | |
|----|-------|-----|-----|------|------|------|------|------|------|------|-----|-----|-----|
| AO | Aosta | 4.0 | 7.8 | 12.1 | 14.7 | 20.3 | 22.5 | 22.0 | 18.9 | 13.2 | 8.8 | 5.7 | 4.3 |
|----|-------|-----|-----|------|------|------|------|------|------|------|-----|-----|-----|

LOMBARDIA

| | | | | | | | | | | | | | |
|----|---------------------|-----|-----|------|------|------|------|------|------|------|-----|-----|-----|
| BG | Albino | 5.3 | 9.2 | 13.6 | 15.3 | 20.1 | 23.0 | 22.5 | 19.8 | 13.7 | 9.2 | 6.5 | 4.9 |
| BG | Alzano Lombardo | 5.4 | 9.3 | 13.7 | 15.4 | 20.2 | 23.1 | 22.6 | 19.9 | 13.8 | 9.3 | 6.5 | 4.9 |
| BG | Bergamo | 5.4 | 9.4 | 13.8 | 15.5 | 20.3 | 23.2 | 22.7 | 19.9 | 13.8 | 9.3 | 6.6 | 4.9 |
| BG | Calusco d'Adda | 5.5 | 9.5 | 13.9 | 15.6 | 20.5 | 23.3 | 22.7 | 20.0 | 13.9 | 9.4 | 6.6 | 4.8 |
| BG | Caravaggio | 5.6 | 9.7 | 14.1 | 16.0 | 20.7 | 23.6 | 23.0 | 20.2 | 14.1 | 9.6 | 6.8 | 4.8 |
| BG | Clusone | 5.1 | 8.8 | 13.2 | 15.0 | 19.9 | 22.7 | 22.2 | 19.6 | 13.5 | 9.0 | 6.3 | 4.9 |
| BG | Costa Volpino | 5.2 | 9.0 | 13.4 | 15.2 | 20.0 | 22.7 | 22.3 | 19.6 | 13.6 | 9.1 | 6.3 | 5.0 |
| BG | Dalmine | 5.5 | 9.5 | 13.9 | 15.7 | 20.5 | 23.3 | 22.8 | 20.0 | 13.9 | 9.4 | 6.6 | 4.9 |
| BG | Gandino | 5.2 | 9.0 | 13.5 | 15.2 | 20.0 | 22.8 | 22.3 | 19.7 | 13.6 | 9.1 | 6.4 | 4.9 |
| BG | Nembro | 5.3 | 9.2 | 13.7 | 15.4 | 20.2 | 23.1 | 22.5 | 19.8 | 13.7 | 9.2 | 6.5 | 4.9 |
| BG | Ponte San Pietro | 5.5 | 9.4 | 13.8 | 15.5 | 20.4 | 23.3 | 22.7 | 19.9 | 13.8 | 9.3 | 6.6 | 4.9 |
| BG | Romano di Lombardia | 5.6 | 9.6 | 14.1 | 16.0 | 20.7 | 23.5 | 23.0 | 20.2 | 14.1 | 9.5 | 6.7 | 4.9 |
| BG | Seriate | 5.5 | 9.4 | 13.8 | 15.6 | 20.3 | 23.2 | 22.7 | 19.9 | 13.8 | 9.4 | 6.6 | 4.9 |
| BG | Trescore Balneario | 5.4 | 9.3 | 13.8 | 15.5 | 20.3 | 23.1 | 22.6 | 19.9 | 13.8 | 9.3 | 6.5 | 4.9 |
| BG | Treviglio | 5.6 | 9.7 | 14.1 | 16.0 | 20.7 | 23.6 | 23.0 | 20.2 | 14.1 | 9.6 | 6.8 | 4.8 |
| BG | Urgnano | 5.5 | 9.5 | 14.0 | 15.8 | 20.5 | 23.4 | 22.8 | 20.1 | 14.0 | 9.5 | 6.7 | 4.9 |
| BG | Zogno | 5.3 | 9.2 | 13.6 | 15.3 | 20.1 | 23.0 | 22.5 | 19.8 | 13.7 | 9.2 | 6.5 | 4.9 |

| | | | | | | | | | | | | | |
|----|---------------------|-----|-----|------|------|------|------|------|------|------|-----|-----|-----|
| BS | Bagnolo Mella | 5.5 | 9.8 | 14.1 | 16.2 | 20.7 | 23.5 | 23.1 | 20.2 | 14.2 | 9.6 | 6.7 | 5.0 |
| BS | Breno | 5.0 | 8.8 | 13.1 | 15.0 | 19.8 | 22.4 | 22.0 | 19.5 | 13.4 | 8.8 | 6.1 | 4.9 |
| BS | Brescia | 5.5 | 9.6 | 14.0 | 15.9 | 20.5 | 23.3 | 22.9 | 20.1 | 14.1 | 9.5 | 6.6 | 5.0 |
| BS | Carpenedolo | 5.5 | 9.9 | 14.1 | 16.3 | 20.8 | 23.6 | 23.2 | 20.3 | 14.3 | 9.7 | 6.7 | 5.0 |
| BS | Castenedolo | 5.5 | 9.7 | 14.1 | 16.1 | 20.7 | 23.4 | 23.0 | 20.2 | 14.1 | 9.6 | 6.6 | 5.0 |
| BS | Chiari | 5.5 | 9.6 | 14.0 | 15.9 | 20.6 | 23.4 | 22.9 | 20.1 | 14.0 | 9.5 | 6.7 | 4.9 |
| BS | Concesio | 5.4 | 9.5 | 13.9 | 15.8 | 20.4 | 23.2 | 22.8 | 20.0 | 14.0 | 9.4 | 6.6 | 5.0 |
| BS | Darfo Boario Terme | 5.1 | 8.9 | 13.3 | 15.1 | 19.9 | 22.6 | 22.1 | 19.6 | 13.5 | 9.0 | 6.2 | 4.9 |
| BS | Desenzano del Garda | 5.5 | 9.8 | 14.1 | 16.1 | 20.7 | 23.3 | 23.0 | 20.2 | 14.2 | 9.6 | 6.6 | 5.1 |
| BS | Gardone Val Trompia | 5.4 | 9.4 | 13.8 | 15.6 | 20.2 | 23.0 | 22.6 | 19.9 | 13.8 | 9.3 | 6.5 | 5.0 |
| BS | Gavardo | 5.5 | 9.6 | 14.0 | 15.8 | 20.5 | 23.1 | 22.8 | 20.0 | 14.0 | 9.4 | 6.5 | 5.1 |
| BS | Ghedi | 5.5 | 9.8 | 14.1 | 16.2 | 20.8 | 23.5 | 23.1 | 20.3 | 14.2 | 9.7 | 6.7 | 5.0 |
| BS | Gussago | 5.4 | 9.5 | 13.9 | 15.8 | 20.4 | 23.2 | 22.8 | 20.0 | 13.9 | 9.4 | 6.6 | 5.0 |
| BS | Iseo | 5.4 | 9.4 | 13.8 | 15.6 | 20.3 | 23.1 | 22.6 | 19.9 | 13.8 | 9.3 | 6.5 | 5.0 |
| BS | Leno | 5.6 | 9.8 | 14.1 | 16.3 | 20.8 | 23.6 | 23.2 | 20.3 | 14.2 | 9.7 | 6.7 | 5.0 |
| BS | Lonato | 5.5 | 9.8 | 14.1 | 16.1 | 20.7 | 23.4 | 23.0 | 20.2 | 14.2 | 9.6 | 6.6 | 5.1 |
| BS | Lumezzane | 5.4 | 9.5 | 13.8 | 15.7 | 20.3 | 23.0 | 22.6 | 19.9 | 13.9 | 9.3 | 6.5 | 5.1 |
| BS | Manerbio | 5.6 | 9.8 | 14.1 | 16.3 | 20.9 | 23.7 | 23.2 | 20.3 | 14.3 | 9.7 | 6.7 | 4.9 |
| BS | Montichiari | 5.5 | 9.8 | 14.1 | 16.2 | 20.8 | 23.5 | 23.1 | 20.2 | 14.2 | 9.6 | 6.7 | 5.1 |

| | | gen | feb | mar | apr | mag | giu | lug | ago | set | ott | nov | dic |
|----|-----------------------|-----|------|------|------|------|------|------|------|------|------|-----|-----|
| BS | Orzinuovi | 5.6 | 9.8 | 14.1 | 16.2 | 20.8 | 23.7 | 23.2 | 20.3 | 14.2 | 9.7 | 6.8 | 4.9 |
| BS | Palazzolo sull'Oglio | 5.5 | 9.5 | 13.9 | 15.8 | 20.5 | 23.3 | 22.8 | 20.0 | 13.9 | 9.4 | 6.6 | 4.9 |
| BS | Pontevico | 5.6 | 9.9 | 14.2 | 16.5 | 21.0 | 23.8 | 23.4 | 20.4 | 14.3 | 9.8 | 6.8 | 4.9 |
| BS | Rezzato | 5.5 | 9.7 | 14.0 | 16.0 | 20.6 | 23.3 | 22.9 | 20.1 | 14.1 | 9.5 | 6.6 | 5.1 |
| BS | Rovato | 5.5 | 9.5 | 14.0 | 15.8 | 20.5 | 23.3 | 22.8 | 20.1 | 14.0 | 9.5 | 6.6 | 5.0 |
| BS | Salò | 5.5 | 9.7 | 14.0 | 15.8 | 20.4 | 23.1 | 22.7 | 20.0 | 14.0 | 9.4 | 6.5 | 5.1 |
| BS | Sarezzo | 5.4 | 9.4 | 13.8 | 15.7 | 20.3 | 23.1 | 22.6 | 19.9 | 13.9 | 9.3 | 6.5 | 5.0 |
| BS | Toscolano-Maderno | 5.5 | 9.6 | 13.9 | 15.7 | 20.4 | 22.9 | 22.6 | 20.0 | 13.9 | 9.3 | 6.5 | 5.2 |
| BS | Travagliato | 5.5 | 9.6 | 14.0 | 15.9 | 20.6 | 23.4 | 22.9 | 20.1 | 14.0 | 9.5 | 6.6 | 5.0 |
| BS | Verolanuova | 5.6 | 9.8 | 14.1 | 16.4 | 20.9 | 23.7 | 23.3 | 20.3 | 14.3 | 9.7 | 6.8 | 4.9 |
| BS | Villa Carcina | 5.4 | 9.5 | 13.9 | 15.7 | 20.3 | 23.1 | 22.7 | 20.0 | 13.9 | 9.4 | 6.5 | 5.0 |
| CO | Cantù | 5.6 | 9.5 | 13.9 | 15.4 | 20.5 | 23.3 | 22.7 | 19.9 | 13.8 | 9.4 | 6.7 | 4.8 |
| CO | Cernobbio | 5.5 | 9.3 | 13.6 | 15.1 | 20.2 | 23.1 | 22.5 | 19.7 | 13.6 | 9.2 | 6.6 | 4.7 |
| CO | Como | 5.5 | 9.4 | 13.8 | 15.2 | 20.3 | 23.2 | 22.6 | 19.8 | 13.7 | 9.3 | 6.7 | 4.7 |
| CO | Erba | 5.5 | 9.3 | 13.7 | 15.2 | 20.3 | 23.1 | 22.5 | 19.8 | 13.7 | 9.2 | 6.6 | 4.7 |
| CO | Mariano Comense | 5.6 | 9.5 | 14.0 | 15.5 | 20.5 | 23.4 | 22.8 | 20.0 | 13.8 | 9.4 | 6.7 | 4.8 |
| CO | Olgiate Comasco | 5.6 | 9.4 | 13.8 | 15.3 | 20.4 | 23.2 | 22.6 | 19.8 | 13.7 | 9.3 | 6.7 | 4.8 |
| CR | Casalmaggiore | 5.6 | 10.1 | 14.1 | 16.8 | 21.3 | 24.0 | 23.7 | 20.5 | 14.6 | 10.0 | 6.8 | 4.9 |
| CR | Castelleone | 5.7 | 9.8 | 14.2 | 16.4 | 21.0 | 23.8 | 23.3 | 20.4 | 14.3 | 9.7 | 6.9 | 4.8 |
| CR | Crema | 5.7 | 9.8 | 14.2 | 16.3 | 20.9 | 23.8 | 23.2 | 20.3 | 14.2 | 9.7 | 6.8 | 4.8 |
| CR | Cremona | 5.7 | 9.9 | 14.1 | 16.6 | 21.1 | 24.0 | 23.5 | 20.4 | 14.4 | 9.8 | 6.9 | 4.8 |
| CR | Offanengo | 5.6 | 9.8 | 14.2 | 16.3 | 20.9 | 23.7 | 23.2 | 20.3 | 14.2 | 9.7 | 6.8 | 4.8 |
| CR | Pizzighettone | 5.7 | 9.9 | 14.2 | 16.6 | 21.1 | 23.9 | 23.4 | 20.4 | 14.3 | 9.8 | 6.9 | 4.7 |
| CR | Rivolta d'Adda | 5.6 | 9.7 | 14.2 | 16.1 | 20.8 | 23.7 | 23.1 | 20.2 | 14.1 | 9.6 | 6.8 | 4.8 |
| CR | Soresina | 5.7 | 9.8 | 14.2 | 16.4 | 21.0 | 23.8 | 23.3 | 20.4 | 14.3 | 9.7 | 6.9 | 4.8 |
| LC | Calolziocorte | 5.4 | 9.3 | 13.7 | 15.3 | 20.2 | 23.1 | 22.5 | 19.8 | 13.7 | 9.2 | 6.5 | 4.8 |
| LC | Casatenovo | 5.6 | 9.5 | 13.9 | 15.5 | 20.5 | 23.3 | 22.7 | 20.0 | 13.8 | 9.4 | 6.7 | 4.8 |
| LC | Colico | 4.8 | 8.4 | 12.6 | 14.5 | 19.7 | 22.4 | 21.9 | 19.3 | 13.1 | 8.7 | 6.1 | 4.5 |
| LC | Galbiate | 5.4 | 9.2 | 13.6 | 15.2 | 20.2 | 23.1 | 22.5 | 19.8 | 13.7 | 9.2 | 6.5 | 4.8 |
| LC | Lecco | 5.4 | 9.2 | 13.6 | 15.1 | 20.1 | 23.0 | 22.4 | 19.7 | 13.6 | 9.1 | 6.5 | 4.8 |
| LC | Mandello del Lario | 5.3 | 9.0 | 13.4 | 14.9 | 20.0 | 22.9 | 22.3 | 19.6 | 13.5 | 9.0 | 6.4 | 4.7 |
| LC | Merate | 5.5 | 9.5 | 13.9 | 15.5 | 20.4 | 23.3 | 22.7 | 20.0 | 13.8 | 9.4 | 6.6 | 4.8 |
| LC | Valmadrera | 5.4 | 9.2 | 13.6 | 15.1 | 20.1 | 23.0 | 22.5 | 19.7 | 13.6 | 9.2 | 6.5 | 4.8 |
| LO | Casalpusterlengo | 5.7 | 9.9 | 14.2 | 16.5 | 21.1 | 24.0 | 23.4 | 20.4 | 14.3 | 9.8 | 6.9 | 4.7 |
| LO | Codogno | 5.7 | 9.9 | 14.2 | 16.6 | 21.1 | 24.0 | 23.4 | 20.4 | 14.3 | 9.8 | 6.9 | 4.7 |
| LO | Lodi | 5.7 | 9.8 | 14.2 | 16.4 | 21.0 | 23.9 | 23.3 | 20.4 | 14.2 | 9.7 | 6.9 | 4.7 |
| LO | Sant'Angelo Lodigiano | 5.7 | 9.9 | 14.2 | 16.5 | 21.1 | 24.0 | 23.3 | 20.4 | 14.3 | 9.8 | 6.9 | 4.7 |
| MI | Abbiategrasso | 5.7 | 9.8 | 14.3 | 16.2 | 21.0 | 23.8 | 23.1 | 20.3 | 14.2 | 9.7 | 6.9 | 4.8 |
| MI | Agrate Brianza | 5.6 | 9.6 | 14.1 | 15.8 | 20.7 | 23.5 | 22.9 | 20.1 | 14.0 | 9.5 | 6.8 | 4.8 |
| MI | Arcore | 5.6 | 9.6 | 14.0 | 15.7 | 20.6 | 23.5 | 22.9 | 20.1 | 13.9 | 9.5 | 6.7 | 4.8 |
| MI | Arese | 5.7 | 9.7 | 14.2 | 15.9 | 20.8 | 23.6 | 23.0 | 20.2 | 14.0 | 9.6 | 6.9 | 4.8 |
| MI | Bareggio | 5.7 | 9.8 | 14.2 | 16.0 | 20.9 | 23.7 | 23.1 | 20.2 | 14.1 | 9.7 | 6.9 | 4.8 |
| MI | Besana in Brianza | 5.6 | 9.5 | 13.9 | 15.5 | 20.5 | 23.3 | 22.7 | 20.0 | 13.8 | 9.4 | 6.7 | 4.8 |
| MI | Biassono | 5.6 | 9.6 | 14.0 | 15.7 | 20.6 | 23.5 | 22.9 | 20.1 | 13.9 | 9.5 | 6.7 | 4.8 |
| MI | Bollate | 5.7 | 9.7 | 14.2 | 15.9 | 20.8 | 23.6 | 23.0 | 20.2 | 14.0 | 9.6 | 6.8 | 4.8 |
| MI | Bovisio-Masciago | 5.7 | 9.6 | 14.1 | 15.7 | 20.7 | 23.5 | 22.9 | 20.1 | 13.9 | 9.5 | 6.8 | 4.8 |

| | | gen | feb | mar | apr | mag | giu | lug | ago | set | ott | nov | dic |
|----|-----------------------|-----|-----|------|------|------|------|------|------|------|-----|-----|-----|
| MI | Bresso | 5.7 | 9.7 | 14.2 | 15.9 | 20.8 | 23.7 | 23.0 | 20.2 | 14.1 | 9.6 | 6.8 | 4.8 |
| MI | Brugherio | 5.7 | 9.7 | 14.1 | 15.9 | 20.8 | 23.6 | 23.0 | 20.2 | 14.0 | 9.6 | 6.8 | 4.8 |
| MI | Buccinasco | 5.7 | 9.8 | 14.2 | 16.2 | 21.0 | 23.8 | 23.1 | 20.3 | 14.2 | 9.7 | 6.9 | 4.7 |
| MI | Busto Garolfo | 5.7 | 9.7 | 14.2 | 15.8 | 20.8 | 23.6 | 22.9 | 20.1 | 14.0 | 9.6 | 6.9 | 4.8 |
| MI | Canegrate | 5.7 | 9.7 | 14.1 | 15.8 | 20.8 | 23.6 | 22.9 | 20.1 | 14.0 | 9.6 | 6.9 | 4.8 |
| MI | Carate Brianza | 5.6 | 9.5 | 14.0 | 15.6 | 20.5 | 23.4 | 22.8 | 20.0 | 13.9 | 9.4 | 6.7 | 4.8 |
| MI | Carugate | 5.7 | 9.7 | 14.1 | 15.9 | 20.7 | 23.6 | 23.0 | 20.2 | 14.0 | 9.6 | 6.8 | 4.8 |
| MI | Cassano d'Adda | 5.6 | 9.7 | 14.1 | 16.0 | 20.7 | 23.6 | 23.0 | 20.2 | 14.0 | 9.6 | 6.8 | 4.8 |
| MI | Cassina de' Pecchi | 5.7 | 9.7 | 14.1 | 16.0 | 20.8 | 23.6 | 23.0 | 20.2 | 14.1 | 9.6 | 6.8 | 4.8 |
| MI | Cernusco sul Naviglio | 5.7 | 9.7 | 14.1 | 15.9 | 20.8 | 23.6 | 23.0 | 20.2 | 14.1 | 9.6 | 6.8 | 4.8 |
| MI | Cerro Maggiore | 5.7 | 9.7 | 14.1 | 15.7 | 20.7 | 23.5 | 22.9 | 20.1 | 14.0 | 9.5 | 6.9 | 4.8 |
| MI | Cesano Boscone | 5.7 | 9.8 | 14.2 | 16.1 | 21.0 | 23.8 | 23.1 | 20.3 | 14.1 | 9.7 | 6.9 | 4.8 |
| MI | Cesano Maderno | 5.6 | 9.6 | 14.1 | 15.7 | 20.6 | 23.5 | 22.9 | 20.1 | 13.9 | 9.5 | 6.8 | 4.8 |
| MI | Cesate | 5.7 | 9.7 | 14.1 | 15.8 | 20.7 | 23.5 | 22.9 | 20.1 | 14.0 | 9.5 | 6.8 | 4.8 |
| MI | Cinisello Balsamo | 5.7 | 9.7 | 14.1 | 15.9 | 20.8 | 23.6 | 23.0 | 20.2 | 14.0 | 9.6 | 6.8 | 4.8 |
| MI | Cologno Monzese | 5.7 | 9.7 | 14.2 | 15.9 | 20.8 | 23.6 | 23.0 | 20.2 | 14.1 | 9.6 | 6.8 | 4.8 |
| MI | Concorezzo | 5.6 | 9.6 | 14.1 | 15.8 | 20.7 | 23.6 | 22.9 | 20.1 | 14.0 | 9.5 | 6.8 | 4.8 |
| MI | Corbetta | 5.7 | 9.8 | 14.2 | 16.0 | 20.9 | 23.7 | 23.1 | 20.2 | 14.1 | 9.7 | 6.9 | 4.8 |
| MI | Cormano | 5.7 | 9.7 | 14.2 | 15.9 | 20.8 | 23.6 | 23.0 | 20.2 | 14.0 | 9.6 | 6.8 | 4.8 |
| MI | Cornaredo | 5.7 | 9.7 | 14.2 | 16.0 | 20.9 | 23.7 | 23.0 | 20.2 | 14.1 | 9.6 | 6.9 | 4.8 |
| MI | Corsico | 5.7 | 9.8 | 14.2 | 16.1 | 21.0 | 23.8 | 23.1 | 20.3 | 14.1 | 9.7 | 6.9 | 4.7 |
| MI | Cusano Milanino | 5.7 | 9.7 | 14.2 | 15.9 | 20.8 | 23.6 | 23.0 | 20.2 | 14.0 | 9.6 | 6.8 | 4.8 |
| MI | Desio | 5.6 | 9.6 | 14.1 | 15.7 | 20.7 | 23.5 | 22.9 | 20.1 | 13.9 | 9.5 | 6.8 | 4.8 |
| MI | Gaggiano | 5.7 | 9.8 | 14.3 | 16.1 | 21.0 | 23.8 | 23.1 | 20.3 | 14.2 | 9.7 | 6.9 | 4.7 |
| MI | Garbagnate Milanese | 5.7 | 9.7 | 14.1 | 15.8 | 20.8 | 23.6 | 22.9 | 20.1 | 14.0 | 9.6 | 6.8 | 4.8 |
| MI | Giussano | 5.6 | 9.5 | 14.0 | 15.5 | 20.5 | 23.4 | 22.8 | 20.0 | 13.8 | 9.4 | 6.7 | 4.8 |
| MI | Gorgonzola | 5.6 | 9.7 | 14.1 | 16.0 | 20.8 | 23.6 | 23.0 | 20.2 | 14.0 | 9.6 | 6.8 | 4.8 |
| MI | Lainate | 5.7 | 9.7 | 14.1 | 15.8 | 20.8 | 23.6 | 22.9 | 20.1 | 14.0 | 9.6 | 6.9 | 4.8 |
| MI | Legnano | 5.7 | 9.7 | 14.1 | 15.7 | 20.7 | 23.5 | 22.9 | 20.1 | 14.0 | 9.5 | 6.9 | 4.8 |
| MI | Lentate sul Seveso | 5.6 | 9.6 | 14.0 | 15.6 | 20.6 | 23.4 | 22.8 | 20.0 | 13.9 | 9.4 | 6.8 | 4.8 |
| MI | Limbate | 5.7 | 9.7 | 14.1 | 15.8 | 20.7 | 23.5 | 22.9 | 20.1 | 14.0 | 9.5 | 6.8 | 4.8 |
| MI | Lissone | 5.6 | 9.6 | 14.1 | 15.7 | 20.7 | 23.5 | 22.9 | 20.1 | 13.9 | 9.5 | 6.8 | 4.8 |
| MI | Magenta | 5.7 | 9.8 | 14.2 | 16.0 | 20.9 | 23.7 | 23.0 | 20.2 | 14.1 | 9.7 | 6.9 | 4.8 |
| MI | Meda | 5.6 | 9.6 | 14.0 | 15.6 | 20.6 | 23.4 | 22.8 | 20.0 | 13.9 | 9.5 | 6.8 | 4.8 |
| MI | Melegnano | 5.7 | 9.8 | 14.2 | 16.3 | 21.0 | 23.8 | 23.2 | 20.3 | 14.2 | 9.7 | 6.9 | 4.7 |
| MI | Melzo | 5.7 | 9.7 | 14.2 | 16.0 | 20.8 | 23.7 | 23.0 | 20.2 | 14.1 | 9.6 | 6.8 | 4.8 |
| MI | Milano | 5.7 | 9.8 | 14.2 | 16.1 | 20.9 | 23.7 | 23.1 | 20.3 | 14.1 | 9.6 | 6.9 | 4.8 |
| MI | Monza | 5.7 | 9.7 | 14.1 | 15.8 | 20.7 | 23.6 | 22.9 | 20.1 | 14.0 | 9.5 | 6.8 | 4.8 |
| MI | Motta Visconti | 5.7 | 9.8 | 14.3 | 16.4 | 21.1 | 23.9 | 23.2 | 20.4 | 14.3 | 9.8 | 7.0 | 4.7 |
| MI | Muggiò | 5.7 | 9.6 | 14.1 | 15.8 | 20.7 | 23.5 | 22.9 | 20.1 | 14.0 | 9.5 | 6.8 | 4.8 |
| MI | Nerviano | 5.7 | 9.7 | 14.2 | 15.9 | 20.8 | 23.6 | 23.0 | 20.1 | 14.0 | 9.6 | 6.9 | 4.8 |
| MI | Nova Milanese | 5.7 | 9.7 | 14.1 | 15.8 | 20.7 | 23.6 | 22.9 | 20.1 | 14.0 | 9.5 | 6.8 | 4.8 |
| MI | Novate Milanese | 5.7 | 9.7 | 14.2 | 15.9 | 20.8 | 23.7 | 23.0 | 20.2 | 14.1 | 9.6 | 6.9 | 4.8 |
| MI | Opera | 5.7 | 9.8 | 14.2 | 16.2 | 21.0 | 23.8 | 23.2 | 20.3 | 14.2 | 9.7 | 6.9 | 4.7 |
| MI | Paderno Dugnano | 5.7 | 9.7 | 14.1 | 15.8 | 20.8 | 23.6 | 23.0 | 20.2 | 14.0 | 9.6 | 6.8 | 4.8 |
| MI | Parabiago | 5.7 | 9.7 | 14.2 | 15.8 | 20.8 | 23.6 | 22.9 | 20.1 | 14.0 | 9.6 | 6.9 | 4.8 |
| MI | Paullo | 5.7 | 9.8 | 14.2 | 16.2 | 20.9 | 23.8 | 23.1 | 20.3 | 14.2 | 9.7 | 6.9 | 4.8 |
| MI | Pero | 5.7 | 9.7 | 14.2 | 15.9 | 20.9 | 23.7 | 23.0 | 20.2 | 14.1 | 9.6 | 6.9 | 4.8 |
| MI | Peschiera Borromeo | 5.7 | 9.8 | 14.2 | 16.2 | 20.9 | 23.8 | 23.1 | 20.3 | 14.2 | 9.7 | 6.9 | 4.8 |
| MI | Pieve Emanuele | 5.7 | 9.8 | 14.3 | 16.3 | 21.0 | 23.9 | 23.2 | 20.4 | 14.2 | 9.7 | 6.9 | 4.7 |
| MI | Pioltello | 5.7 | 9.7 | 14.2 | 16.0 | 20.8 | 23.7 | 23.1 | 20.2 | 14.1 | 9.6 | 6.8 | 4.8 |

| | | gen | feb | mar | apr | mag | giu | lug | ago | set | ott | nov | dic |
|----|----------------------------|-----|------|------|------|------|------|------|------|------|------|-----|-----|
| MI | Rescaldina | 5.7 | 9.6 | 14.1 | 15.7 | 20.7 | 23.5 | 22.9 | 20.1 | 13.9 | 9.5 | 6.9 | 4.8 |
| MI | Rho | 5.7 | 9.7 | 14.2 | 15.9 | 20.8 | 23.7 | 23.0 | 20.2 | 14.0 | 9.6 | 6.9 | 4.8 |
| MI | Rozzano | 5.7 | 9.8 | 14.3 | 16.2 | 21.0 | 23.9 | 23.2 | 20.3 | 14.2 | 9.7 | 6.9 | 4.7 |
| MI | San Colombano al Lambro | 5.7 | 9.9 | 14.2 | 16.5 | 21.1 | 24.0 | 23.4 | 20.4 | 14.3 | 9.8 | 6.9 | 4.7 |
| MI | San Donato Milanese | 5.7 | 9.8 | 14.2 | 16.2 | 21.0 | 23.8 | 23.1 | 20.3 | 14.2 | 9.7 | 6.9 | 4.8 |
| MI | San Giuliano Milanese | 5.7 | 9.8 | 14.2 | 16.2 | 21.0 | 23.8 | 23.2 | 20.3 | 14.2 | 9.7 | 6.9 | 4.7 |
| MI | Segrate | 5.7 | 9.7 | 14.2 | 16.1 | 20.9 | 23.7 | 23.1 | 20.3 | 14.1 | 9.6 | 6.8 | 4.8 |
| MI | Senago | 5.7 | 9.7 | 14.1 | 15.8 | 20.7 | 23.6 | 22.9 | 20.1 | 14.0 | 9.6 | 6.8 | 4.8 |
| MI | Seregno | 5.6 | 9.6 | 14.0 | 15.7 | 20.6 | 23.5 | 22.8 | 20.1 | 13.9 | 9.5 | 6.8 | 4.8 |
| MI | Sesto San Giovanni | 5.7 | 9.7 | 14.2 | 15.9 | 20.8 | 23.7 | 23.0 | 20.2 | 14.1 | 9.6 | 6.8 | 4.8 |
| MI | Settimo Milanese | 5.7 | 9.8 | 14.2 | 16.0 | 20.9 | 23.7 | 23.1 | 20.2 | 14.1 | 9.7 | 6.9 | 4.8 |
| MI | Seveso | 5.6 | 9.6 | 14.0 | 15.6 | 20.6 | 23.5 | 22.8 | 20.0 | 13.9 | 9.5 | 6.8 | 4.8 |
| MI | Solaro | 5.7 | 9.6 | 14.1 | 15.7 | 20.7 | 23.5 | 22.9 | 20.1 | 13.9 | 9.5 | 6.8 | 4.8 |
| MI | Trezzano sul Naviglio | 5.7 | 9.8 | 14.3 | 16.2 | 21.0 | 23.8 | 23.1 | 20.3 | 14.2 | 9.7 | 6.9 | 4.7 |
| MI | Trezzo sull'Adda | 5.6 | 9.5 | 14.0 | 15.7 | 20.6 | 23.4 | 22.8 | 20.1 | 13.9 | 9.5 | 6.7 | 4.8 |
| MI | Varedo | 5.7 | 9.7 | 14.1 | 15.8 | 20.7 | 23.5 | 22.9 | 20.1 | 14.0 | 9.5 | 6.8 | 4.8 |
| MI | Villasanta | 5.6 | 9.6 | 14.1 | 15.8 | 20.7 | 23.5 | 22.9 | 20.1 | 14.0 | 9.5 | 6.8 | 4.8 |
| MI | Vimercate | 5.6 | 9.6 | 14.0 | 15.7 | 20.6 | 23.5 | 22.9 | 20.1 | 13.9 | 9.5 | 6.7 | 4.8 |
| MI | Vimodrone | 5.7 | 9.7 | 14.2 | 16.0 | 20.8 | 23.7 | 23.0 | 20.2 | 14.1 | 9.6 | 6.8 | 4.8 |
| | | | | | | | | | | | | | |
| MN | Asola | 5.6 | 10.0 | 14.2 | 16.5 | 21.1 | 23.8 | 23.4 | 20.4 | 14.5 | 9.8 | 6.7 | 5.0 |
| MN | Castel Goffredo | 5.6 | 10.0 | 14.2 | 16.4 | 21.0 | 23.7 | 23.3 | 20.4 | 14.4 | 9.8 | 6.7 | 5.0 |
| MN | Castellucchio | 5.6 | 10.1 | 14.2 | 16.6 | 21.2 | 23.9 | 23.6 | 20.5 | 14.6 | 9.9 | 6.7 | 5.1 |
| MN | Castiglione delle Stiviere | 5.5 | 9.9 | 14.1 | 16.3 | 20.8 | 23.5 | 23.2 | 20.3 | 14.3 | 9.7 | 6.7 | 5.1 |
| MN | Curtatone | 5.5 | 10.2 | 14.2 | 16.7 | 21.2 | 23.9 | 23.6 | 20.5 | 14.6 | 9.9 | 6.7 | 5.1 |
| MN | Goito | 5.5 | 10.1 | 14.2 | 16.5 | 21.1 | 23.7 | 23.4 | 20.4 | 14.5 | 9.8 | 6.7 | 5.1 |
| MN | Mantova | 5.5 | 10.2 | 14.2 | 16.6 | 21.2 | 23.9 | 23.6 | 20.5 | 14.6 | 9.9 | 6.7 | 5.1 |
| MN | Marcaria | 5.6 | 10.1 | 14.2 | 16.7 | 21.2 | 23.9 | 23.6 | 20.5 | 14.6 | 9.9 | 6.7 | 5.0 |
| MN | Ostiglia | 5.5 | 10.3 | 14.2 | 16.7 | 21.3 | 24.0 | 23.7 | 20.5 | 14.8 | 10.0 | 6.6 | 5.2 |
| MN | Poggio Rusco | 5.5 | 10.3 | 14.1 | 16.8 | 21.4 | 24.0 | 23.8 | 20.6 | 14.9 | 10.1 | 6.6 | 5.2 |
| MN | Porto Mantovano | 5.5 | 10.2 | 14.2 | 16.6 | 21.1 | 23.8 | 23.5 | 20.5 | 14.6 | 9.9 | 6.7 | 5.1 |
| MN | Roncoferraro | 5.5 | 10.2 | 14.2 | 16.7 | 21.2 | 23.9 | 23.6 | 20.5 | 14.7 | 9.9 | 6.7 | 5.1 |
| MN | Roverbella | 5.5 | 10.1 | 14.2 | 16.5 | 21.0 | 23.7 | 23.4 | 20.4 | 14.5 | 9.8 | 6.7 | 5.1 |
| MN | San Benedetto Po | 5.5 | 10.2 | 14.2 | 16.8 | 21.3 | 24.0 | 23.7 | 20.5 | 14.8 | 10.0 | 6.7 | 5.1 |
| MN | San Giorgio di Mantova | 5.5 | 10.2 | 14.2 | 16.6 | 21.2 | 23.9 | 23.6 | 20.5 | 14.7 | 9.9 | 6.7 | 5.1 |
| MN | Sermide | 5.4 | 10.3 | 14.1 | 16.8 | 21.4 | 24.0 | 23.8 | 20.6 | 14.9 | 10.1 | 6.5 | 5.2 |
| MN | Suzzara | 5.6 | 10.2 | 14.2 | 16.8 | 21.3 | 24.0 | 23.8 | 20.5 | 14.8 | 10.0 | 6.7 | 5.1 |
| MN | Viadana | 5.6 | 10.1 | 14.1 | 16.8 | 21.3 | 24.1 | 23.8 | 20.5 | 14.7 | 10.0 | 6.7 | 5.0 |
| MN | Virgilio | 5.5 | 10.2 | 14.2 | 16.7 | 21.2 | 23.9 | 23.6 | 20.5 | 14.7 | 9.9 | 6.7 | 5.1 |
| | | | | | | | | | | | | | |
| PV | Belgioioso | 5.8 | 9.9 | 14.2 | 16.5 | 21.2 | 24.0 | 23.4 | 20.4 | 14.3 | 9.8 | 7.0 | 4.7 |
| PV | Broni | 5.8 | 9.9 | 14.2 | 16.6 | 21.2 | 24.0 | 23.4 | 20.4 | 14.4 | 9.8 | 7.0 | 4.6 |
| PV | Casorate Primo | 5.7 | 9.8 | 14.3 | 16.3 | 21.1 | 23.9 | 23.2 | 20.4 | 14.2 | 9.8 | 6.9 | 4.7 |
| PV | Casteggio | 5.8 | 9.9 | 14.2 | 16.6 | 21.2 | 24.0 | 23.4 | 20.4 | 14.4 | 9.8 | 7.0 | 4.6 |
| PV | Gambolò | 5.7 | 9.8 | 14.3 | 16.4 | 21.1 | 23.9 | 23.2 | 20.4 | 14.3 | 9.8 | 7.0 | 4.7 |
| PV | Garlasco | 5.7 | 9.9 | 14.3 | 16.5 | 21.2 | 24.0 | 23.3 | 20.4 | 14.3 | 9.8 | 7.0 | 4.7 |
| PV | Mede | 5.8 | 9.9 | 14.3 | 16.6 | 21.2 | 24.0 | 23.3 | 20.4 | 14.3 | 9.8 | 7.0 | 4.7 |
| PV | Mortara | 5.8 | 9.8 | 14.3 | 16.4 | 21.1 | 23.9 | 23.2 | 20.4 | 14.3 | 9.8 | 7.0 | 4.8 |
| PV | Pavia | 5.8 | 9.9 | 14.3 | 16.5 | 21.2 | 24.0 | 23.3 | 20.4 | 14.3 | 9.8 | 7.0 | 4.7 |
| PV | Robbio | 5.8 | 9.8 | 14.3 | 16.2 | 21.0 | 23.8 | 23.1 | 20.3 | 14.2 | 9.8 | 7.0 | 4.8 |
| PV | Sannazzaro de' Burgondi | 5.8 | 9.9 | 14.3 | 16.6 | 21.2 | 24.0 | 23.3 | 20.4 | 14.3 | 9.8 | 7.0 | 4.7 |

| | | gen | feb | mar | apr | mag | giu | lug | ago | set | ott | nov | dic |
|----|--------------------|-----|-----|------|------|------|------|------|------|------|-----|-----|-----|
| PV | Stradella | 5.8 | 9.9 | 14.2 | 16.6 | 21.2 | 24.0 | 23.4 | 20.4 | 14.4 | 9.8 | 7.0 | 4.6 |
| PV | Vigevano | 5.7 | 9.8 | 14.3 | 16.3 | 21.1 | 23.9 | 23.2 | 20.4 | 14.2 | 9.8 | 7.0 | 4.7 |
| PV | Voghera | 5.8 | 9.9 | 14.2 | 16.6 | 21.2 | 24.1 | 23.3 | 20.4 | 14.4 | 9.8 | 7.0 | 4.6 |
| SO | Chiavenna | 4.4 | 7.9 | 11.7 | 14.2 | 19.5 | 22.0 | 21.5 | 19.0 | 12.8 | 8.3 | 5.7 | 4.2 |
| SO | Morbegno | 4.7 | 8.3 | 12.5 | 14.5 | 19.6 | 22.4 | 21.8 | 19.3 | 13.1 | 8.6 | 6.0 | 4.5 |
| SO | Sondrio | 4.5 | 8.0 | 12.2 | 14.5 | 19.5 | 22.2 | 21.6 | 19.2 | 13.1 | 8.4 | 5.8 | 4.5 |
| SO | Tirano | 4.3 | 7.9 | 12.1 | 14.5 | 19.5 | 22.0 | 21.5 | 19.1 | 13.0 | 8.3 | 5.7 | 4.5 |
| VA | Busto Arsizio | 5.7 | 9.6 | 14.1 | 15.6 | 20.7 | 23.5 | 22.8 | 20.0 | 13.9 | 9.5 | 6.9 | 4.8 |
| VA | Cardano al Campo | 5.7 | 9.6 | 14.0 | 15.5 | 20.6 | 23.4 | 22.8 | 19.9 | 13.9 | 9.5 | 6.9 | 4.8 |
| VA | Caronno Pertusella | 5.7 | 9.7 | 14.1 | 15.8 | 20.7 | 23.5 | 22.9 | 20.1 | 14.0 | 9.5 | 6.8 | 4.8 |
| VA | Cassano Magnago | 5.6 | 9.5 | 14.0 | 15.5 | 20.5 | 23.4 | 22.7 | 19.9 | 13.8 | 9.5 | 6.8 | 4.8 |
| VA | Castellanza | 5.7 | 9.6 | 14.1 | 15.7 | 20.7 | 23.5 | 22.9 | 20.0 | 13.9 | 9.5 | 6.9 | 4.8 |
| VA | Cislago | 5.6 | 9.6 | 14.0 | 15.6 | 20.6 | 23.4 | 22.8 | 20.0 | 13.9 | 9.5 | 6.8 | 4.8 |
| VA | Fagnano Olona | 5.6 | 9.6 | 14.0 | 15.5 | 20.6 | 23.4 | 22.8 | 19.9 | 13.9 | 9.5 | 6.8 | 4.8 |
| VA | Gallarate | 5.6 | 9.5 | 14.0 | 15.5 | 20.6 | 23.4 | 22.7 | 19.9 | 13.9 | 9.5 | 6.9 | 4.8 |
| VA | Gavirate | 5.4 | 9.2 | 13.6 | 15.0 | 20.2 | 22.9 | 22.4 | 19.6 | 13.6 | 9.2 | 6.7 | 4.7 |
| VA | Induno Olona | 5.5 | 9.2 | 13.6 | 15.0 | 20.2 | 23.0 | 22.4 | 19.6 | 13.6 | 9.2 | 6.7 | 4.7 |
| VA | Lavena Ponte Tresa | 5.3 | 9.0 | 13.3 | 14.7 | 20.0 | 22.7 | 22.2 | 19.5 | 13.4 | 9.0 | 6.5 | 4.6 |
| VA | Laveno-Mombello | 5.3 | 9.0 | 13.3 | 14.7 | 20.0 | 22.7 | 22.2 | 19.4 | 13.4 | 9.0 | 6.6 | 4.7 |
| VA | Lonate Pozzolo | 5.7 | 9.6 | 14.1 | 15.6 | 20.7 | 23.5 | 22.8 | 20.0 | 13.9 | 9.5 | 6.9 | 4.8 |
| VA | Luino | 5.2 | 8.9 | 13.1 | 14.6 | 19.9 | 22.6 | 22.1 | 19.3 | 13.3 | 8.9 | 6.5 | 4.6 |
| VA | Malnate | 5.5 | 9.4 | 13.8 | 15.2 | 20.3 | 23.1 | 22.6 | 19.8 | 13.7 | 9.3 | 6.7 | 4.7 |
| VA | Olgiate Olona | 5.7 | 9.6 | 14.1 | 15.6 | 20.7 | 23.5 | 22.8 | 20.0 | 13.9 | 9.5 | 6.9 | 4.8 |
| VA | Samarate | 5.7 | 9.6 | 14.1 | 15.6 | 20.6 | 23.4 | 22.8 | 20.0 | 13.9 | 9.5 | 6.9 | 4.8 |
| VA | Saronno | 5.7 | 9.6 | 14.1 | 15.7 | 20.7 | 23.5 | 22.9 | 20.1 | 13.9 | 9.5 | 6.8 | 4.8 |
| VA | Sesto Calende | 5.5 | 9.4 | 13.8 | 15.2 | 20.4 | 23.1 | 22.6 | 19.7 | 13.7 | 9.4 | 6.8 | 4.8 |
| VA | Somma Lombardo | 5.6 | 9.5 | 14.0 | 15.4 | 20.5 | 23.3 | 22.7 | 19.8 | 13.8 | 9.4 | 6.9 | 4.8 |
| VA | Sumirago | 5.6 | 9.4 | 13.9 | 15.3 | 20.4 | 23.2 | 22.6 | 19.8 | 13.8 | 9.4 | 6.8 | 4.8 |
| VA | Tradate | 5.6 | 9.5 | 13.9 | 15.4 | 20.5 | 23.3 | 22.7 | 19.9 | 13.8 | 9.4 | 6.8 | 4.8 |
| VA | Varese | 5.5 | 9.3 | 13.7 | 15.1 | 20.3 | 23.1 | 22.5 | 19.7 | 13.6 | 9.3 | 6.7 | 4.7 |

TRENTINO-ALTO ADIGE / SÜD TIROL

| | | | | | | | | | | | | | |
|----|-------------------------------|-----|-----|------|------|------|------|------|------|------|-----|-----|-----|
| BZ | Ahrntal | 4.0 | 7.7 | 11.1 | 14.6 | 19.4 | 20.8 | 20.2 | 18.5 | 12.5 | 8.0 | 5.0 | 3.9 |
| BZ | Appiano sulla Strada del Vino | 5.0 | 8.8 | 12.7 | 14.8 | 19.8 | 21.6 | 21.2 | 19.1 | 12.9 | 8.5 | 5.8 | 4.7 |
| BZ | Bolzano | 4.9 | 8.7 | 12.5 | 14.8 | 19.8 | 21.5 | 21.1 | 19.1 | 12.8 | 8.5 | 5.8 | 4.7 |
| BZ | Bozen | 4.9 | 8.7 | 12.5 | 14.8 | 19.8 | 21.5 | 21.1 | 19.1 | 12.8 | 8.5 | 5.8 | 4.7 |
| BZ | Bressanone | 4.5 | 8.3 | 11.9 | 14.7 | 19.7 | 21.1 | 20.6 | 18.8 | 12.6 | 8.3 | 5.5 | 4.3 |
| BZ | Brixen | 4.5 | 8.3 | 11.9 | 14.7 | 19.7 | 21.1 | 20.6 | 18.8 | 12.6 | 8.3 | 5.5 | 4.3 |
| BZ | Brunico | 4.3 | 8.0 | 11.6 | 14.6 | 19.5 | 20.9 | 20.4 | 18.7 | 12.5 | 8.2 | 5.3 | 4.2 |
| BZ | Bruneck | 4.3 | 8.0 | 11.6 | 14.6 | 19.5 | 20.9 | 20.4 | 18.7 | 12.5 | 8.2 | 5.3 | 4.2 |
| BZ | Castelrotto | 4.8 | 8.6 | 12.4 | 14.8 | 19.7 | 21.3 | 20.9 | 19.0 | 12.7 | 8.5 | 5.7 | 4.6 |
| BZ | Eppan an der Weinstrasse | 5.0 | 8.8 | 12.7 | 14.8 | 19.8 | 21.6 | 21.2 | 19.1 | 12.9 | 8.5 | 5.8 | 4.7 |
| BZ | Kastelruth | 4.8 | 8.6 | 12.4 | 14.8 | 19.7 | 21.3 | 20.9 | 19.0 | 12.7 | 8.5 | 5.7 | 4.6 |
| BZ | Laives | 5.0 | 8.8 | 12.7 | 14.8 | 19.8 | 21.6 | 21.2 | 19.1 | 12.9 | 8.6 | 5.9 | 4.8 |
| BZ | Leifers | 5.0 | 8.8 | 12.7 | 14.8 | 19.8 | 21.6 | 21.2 | 19.1 | 12.9 | 8.6 | 5.9 | 4.8 |
| BZ | Meran | 4.5 | 8.3 | 11.9 | 14.7 | 19.7 | 21.4 | 20.8 | 18.9 | 12.6 | 8.2 | 5.4 | 4.3 |
| BZ | Merano | 4.5 | 8.3 | 11.9 | 14.7 | 19.7 | 21.4 | 20.8 | 18.9 | 12.6 | 8.2 | 5.4 | 4.3 |

| | | gen | feb | mar | apr | mag | giu | lug | ago | set | ott | nov | dic |
|----|-------------------|-----|-----|------|------|------|------|------|------|------|-----|-----|-----|
| BZ | Renon | 4.8 | 8.6 | 12.5 | 14.8 | 19.8 | 21.4 | 21.0 | 19.0 | 12.8 | 8.5 | 5.8 | 4.6 |
| BZ | Ritten | 4.8 | 8.6 | 12.5 | 14.8 | 19.8 | 21.4 | 21.0 | 19.0 | 12.8 | 8.5 | 5.8 | 4.6 |
| BZ | Sarentino | 4.6 | 8.4 | 12.1 | 14.7 | 19.8 | 21.3 | 20.8 | 18.9 | 12.7 | 8.3 | 5.6 | 4.4 |
| BZ | Sarntal | 4.6 | 8.4 | 12.1 | 14.7 | 19.8 | 21.3 | 20.8 | 18.9 | 12.7 | 8.3 | 5.6 | 4.4 |
| BZ | Sclanders | 4.1 | 7.8 | 11.5 | 14.6 | 19.6 | 21.5 | 20.8 | 18.8 | 12.6 | 7.9 | 5.2 | 4.1 |
| BZ | Silandro | 4.1 | 7.8 | 11.5 | 14.6 | 19.6 | 21.5 | 20.8 | 18.8 | 12.6 | 7.9 | 5.2 | 4.1 |
| BZ | Sterzing | 4.2 | 8.0 | 11.3 | 14.7 | 19.7 | 21.1 | 20.5 | 18.7 | 12.5 | 8.0 | 5.2 | 4.0 |
| BZ | Valle Aurina | 4.0 | 7.7 | 11.1 | 14.6 | 19.4 | 20.8 | 20.2 | 18.5 | 12.5 | 8.0 | 5.0 | 3.9 |
| BZ | Vipiteno | 4.2 | 8.0 | 11.3 | 14.7 | 19.7 | 21.1 | 20.5 | 18.7 | 12.5 | 8.0 | 5.2 | 4.0 |
| | | | | | | | | | | | | | |
| TN | Ala | 5.5 | 9.7 | 13.8 | 15.6 | 20.2 | 22.6 | 22.4 | 19.9 | 13.8 | 9.3 | 6.4 | 5.2 |
| TN | Arco | 5.4 | 9.4 | 13.6 | 15.3 | 20.0 | 22.4 | 22.1 | 19.6 | 13.5 | 9.0 | 6.3 | 5.1 |
| TN | Borgo Valsugana | 5.5 | 9.5 | 13.5 | 15.2 | 20.0 | 22.0 | 21.8 | 19.6 | 13.4 | 9.1 | 6.3 | 5.2 |
| TN | Cles | 4.9 | 8.7 | 12.7 | 14.8 | 19.8 | 21.7 | 21.3 | 19.2 | 12.9 | 8.5 | 5.8 | 4.7 |
| TN | Levico Terme | 5.5 | 9.5 | 13.6 | 15.2 | 20.0 | 22.1 | 21.9 | 19.6 | 13.4 | 9.1 | 6.3 | 5.2 |
| TN | Mezzolombardo | 5.2 | 9.1 | 13.2 | 15.0 | 19.9 | 21.9 | 21.6 | 19.3 | 13.1 | 8.7 | 6.0 | 5.0 |
| TN | Mori | 5.5 | 9.6 | 13.7 | 15.4 | 20.1 | 22.5 | 22.2 | 19.8 | 13.6 | 9.1 | 6.3 | 5.2 |
| TN | Pergine Valsugana | 5.4 | 9.4 | 13.5 | 15.2 | 20.0 | 22.1 | 21.8 | 19.5 | 13.3 | 9.0 | 6.2 | 5.2 |
| TN | Riva del Garda | 5.4 | 9.4 | 13.6 | 15.3 | 20.1 | 22.4 | 22.2 | 19.7 | 13.6 | 9.1 | 6.3 | 5.2 |
| TN | Rovereto | 5.5 | 9.6 | 13.7 | 15.4 | 20.1 | 22.4 | 22.2 | 19.7 | 13.6 | 9.1 | 6.3 | 5.2 |
| TN | Trento | 5.4 | 9.4 | 13.5 | 15.1 | 20.0 | 22.1 | 21.8 | 19.5 | 13.3 | 8.9 | 6.2 | 5.1 |

VENETO

| | | | | | | | | | | | | | |
|----|-----------------------|-----|------|------|------|------|------|------|------|------|------|-----|-----|
| BL | Belluno | 5.2 | 9.5 | 13.2 | 15.0 | 20.0 | 21.8 | 21.6 | 19.5 | 13.2 | 9.0 | 6.2 | 5.0 |
| BL | Cortina d'Ampezzo | 4.7 | 8.7 | 12.5 | 14.6 | 19.5 | 21.1 | 20.7 | 19.0 | 12.7 | 8.5 | 5.8 | 4.6 |
| BL | Feltre | 5.4 | 9.5 | 13.4 | 15.2 | 20.1 | 22.0 | 21.8 | 19.7 | 13.4 | 9.2 | 6.3 | 5.2 |
| BL | Ponte nelle Alpi | 5.2 | 9.4 | 13.2 | 14.9 | 19.9 | 21.7 | 21.5 | 19.5 | 13.2 | 8.9 | 6.1 | 5.0 |
| BL | Sedico | 5.3 | 9.4 | 13.3 | 15.0 | 20.0 | 21.8 | 21.6 | 19.5 | 13.2 | 9.0 | 6.2 | 5.1 |
| | | | | | | | | | | | | | |
| PD | Abano Terme | 5.3 | 10.1 | 13.9 | 16.4 | 21.1 | 23.6 | 23.2 | 20.5 | 14.5 | 9.8 | 6.4 | 5.1 |
| PD | Albignasego | 5.3 | 10.0 | 13.9 | 16.4 | 21.2 | 23.7 | 23.2 | 20.5 | 14.5 | 9.9 | 6.4 | 5.1 |
| PD | Brugine | 5.2 | 10.0 | 13.9 | 16.5 | 21.3 | 23.8 | 23.3 | 20.6 | 14.6 | 9.9 | 6.3 | 5.0 |
| PD | Cadoneghe | 5.3 | 10.0 | 13.8 | 16.3 | 21.1 | 23.5 | 23.0 | 20.4 | 14.4 | 9.8 | 6.3 | 5.1 |
| PD | Campodarsego | 5.3 | 10.0 | 13.8 | 16.2 | 21.0 | 23.4 | 23.0 | 20.4 | 14.3 | 9.7 | 6.3 | 5.1 |
| PD | Camposampiero | 5.4 | 9.9 | 13.7 | 16.0 | 20.9 | 23.2 | 22.8 | 20.3 | 14.2 | 9.7 | 6.3 | 5.1 |
| PD | Cittadella | 5.4 | 9.9 | 13.7 | 15.9 | 20.7 | 23.0 | 22.6 | 20.2 | 14.0 | 9.6 | 6.4 | 5.2 |
| PD | Conselve | 5.2 | 10.1 | 14.0 | 16.6 | 21.3 | 23.9 | 23.4 | 20.6 | 14.7 | 10.0 | 6.3 | 5.0 |
| PD | Correzzola | 5.2 | 10.0 | 13.9 | 16.6 | 21.4 | 23.9 | 23.3 | 20.6 | 14.7 | 10.0 | 6.3 | 5.0 |
| PD | Este | 5.3 | 10.2 | 14.0 | 16.6 | 21.2 | 23.8 | 23.4 | 20.6 | 14.7 | 10.0 | 6.4 | 5.1 |
| PD | Monselice | 5.3 | 10.1 | 14.0 | 16.6 | 21.3 | 23.8 | 23.4 | 20.6 | 14.7 | 10.0 | 6.4 | 5.1 |
| PD | Montagnana | 5.4 | 10.2 | 14.1 | 16.6 | 21.2 | 23.8 | 23.4 | 20.5 | 14.7 | 9.9 | 6.5 | 5.2 |
| PD | Montegrotto Terme | 5.3 | 10.1 | 13.9 | 16.4 | 21.2 | 23.7 | 23.2 | 20.5 | 14.6 | 9.9 | 6.4 | 5.1 |
| PD | Ospedaletto Euganeo | 5.4 | 10.2 | 14.0 | 16.6 | 21.2 | 23.8 | 23.4 | 20.6 | 14.7 | 10.0 | 6.4 | 5.1 |
| PD | Padova | 5.3 | 10.0 | 13.9 | 16.3 | 21.1 | 23.5 | 23.1 | 20.5 | 14.4 | 9.8 | 6.4 | 5.1 |
| PD | Piazzola sul Brenta | 5.4 | 10.0 | 13.8 | 16.1 | 20.8 | 23.2 | 22.8 | 20.3 | 14.2 | 9.7 | 6.4 | 5.2 |
| PD | Piove di Sacco | 5.2 | 10.0 | 13.9 | 16.5 | 21.3 | 23.8 | 23.3 | 20.6 | 14.6 | 9.9 | 6.3 | 5.0 |
| PD | Ponte San Nicolò | 5.3 | 10.0 | 13.9 | 16.4 | 21.2 | 23.7 | 23.2 | 20.5 | 14.5 | 9.9 | 6.3 | 5.1 |
| PD | Rubano | 5.4 | 10.0 | 13.9 | 16.3 | 21.0 | 23.5 | 23.1 | 20.4 | 14.4 | 9.8 | 6.4 | 5.1 |
| PD | San Martino di Lupari | 5.4 | 9.9 | 13.7 | 15.9 | 20.7 | 23.0 | 22.6 | 20.2 | 14.0 | 9.6 | 6.4 | 5.2 |

| | | gen | feb | mar | apr | mag | giu | lug | ago | set | ott | nov | dic |
|----|-------------------------|-----|------|------|------|------|------|------|------|------|------|-----|-----|
| PD | Selvazzano Dentro | 5.3 | 10.1 | 13.9 | 16.3 | 21.1 | 23.5 | 23.1 | 20.5 | 14.5 | 9.8 | 6.4 | 5.1 |
| PD | Teolo | 5.4 | 10.1 | 14.0 | 16.4 | 21.1 | 23.6 | 23.2 | 20.5 | 14.5 | 9.8 | 6.4 | 5.2 |
| PD | Vigonza | 5.3 | 10.0 | 13.8 | 16.3 | 21.1 | 23.5 | 23.1 | 20.5 | 14.4 | 9.8 | 6.3 | 5.1 |
| RO | Adria | 5.1 | 10.0 | 14.0 | 16.8 | 21.5 | 24.1 | 23.5 | 20.7 | 14.9 | 10.2 | 6.3 | 4.9 |
| RO | Ariano nel Polesine | 5.1 | 10.0 | 13.9 | 16.9 | 21.5 | 24.2 | 23.5 | 20.7 | 15.0 | 10.2 | 6.2 | 4.9 |
| RO | Badia Polesine | 5.4 | 10.2 | 14.1 | 16.7 | 21.3 | 23.9 | 23.6 | 20.6 | 14.8 | 10.1 | 6.5 | 5.2 |
| RO | Lendinara | 5.3 | 10.2 | 14.1 | 16.8 | 21.4 | 24.0 | 23.6 | 20.6 | 14.9 | 10.1 | 6.4 | 5.1 |
| RO | Occhiobello | 5.3 | 10.2 | 14.1 | 16.9 | 21.5 | 24.1 | 23.8 | 20.6 | 15.0 | 10.2 | 6.4 | 5.1 |
| RO | Porto Tolle | 5.0 | 9.9 | 13.9 | 16.9 | 21.6 | 24.2 | 23.5 | 20.7 | 15.0 | 10.3 | 6.2 | 4.9 |
| RO | Rosolina | 5.1 | 9.9 | 13.9 | 16.8 | 21.5 | 24.1 | 23.4 | 20.7 | 14.9 | 10.1 | 6.2 | 4.9 |
| RO | Rovigo | 5.2 | 10.1 | 14.0 | 16.8 | 21.4 | 24.0 | 23.6 | 20.6 | 14.9 | 10.1 | 6.3 | 5.0 |
| RO | Taglio di Po | 5.1 | 9.9 | 13.9 | 16.8 | 21.5 | 24.1 | 23.5 | 20.7 | 14.9 | 10.2 | 6.2 | 4.9 |
| RO | Villadose | 5.2 | 10.1 | 14.0 | 16.8 | 21.5 | 24.1 | 23.5 | 20.6 | 14.9 | 10.1 | 6.3 | 5.0 |
| TV | Asolo | 5.4 | 9.8 | 13.6 | 15.6 | 20.4 | 22.6 | 22.3 | 20.0 | 13.8 | 9.4 | 6.3 | 5.2 |
| TV | Caerano di San Marco | 5.4 | 9.8 | 13.6 | 15.6 | 20.5 | 22.7 | 22.4 | 20.1 | 13.8 | 9.4 | 6.3 | 5.2 |
| TV | Castelfranco Veneto | 5.4 | 9.9 | 13.7 | 15.8 | 20.7 | 23.0 | 22.6 | 20.2 | 14.0 | 9.6 | 6.3 | 5.2 |
| TV | Conegliano | 5.3 | 9.7 | 13.4 | 15.4 | 20.5 | 22.5 | 22.2 | 20.0 | 13.7 | 9.3 | 6.3 | 5.1 |
| TV | Farra di Soligo | 5.3 | 9.7 | 13.4 | 15.4 | 20.4 | 22.4 | 22.1 | 19.9 | 13.6 | 9.3 | 6.3 | 5.1 |
| TV | Mareno di Piave | 5.3 | 9.8 | 13.4 | 15.5 | 20.6 | 22.6 | 22.3 | 20.0 | 13.7 | 9.3 | 6.3 | 5.1 |
| TV | Mogliano Veneto | 5.2 | 9.9 | 13.6 | 16.0 | 21.0 | 23.4 | 22.9 | 20.4 | 14.2 | 9.7 | 6.3 | 5.0 |
| TV | Montebelluna | 5.4 | 9.8 | 13.5 | 15.6 | 20.6 | 22.7 | 22.4 | 20.1 | 13.8 | 9.4 | 6.3 | 5.2 |
| TV | Motta di Livenza | 5.2 | 9.8 | 13.4 | 15.7 | 20.9 | 22.9 | 22.5 | 20.2 | 13.9 | 9.4 | 6.2 | 4.9 |
| TV | Oderzo | 5.2 | 9.8 | 13.4 | 15.7 | 20.8 | 22.9 | 22.5 | 20.2 | 13.9 | 9.4 | 6.3 | 5.0 |
| TV | Paese | 5.3 | 9.8 | 13.6 | 15.8 | 20.8 | 23.1 | 22.7 | 20.2 | 14.0 | 9.6 | 6.3 | 5.1 |
| TV | Pieve di Soligo | 5.3 | 9.7 | 13.4 | 15.4 | 20.4 | 22.4 | 22.1 | 19.9 | 13.6 | 9.3 | 6.3 | 5.1 |
| TV | Ponte di Piave | 5.2 | 9.8 | 13.4 | 15.8 | 20.9 | 23.0 | 22.6 | 20.2 | 14.0 | 9.5 | 6.3 | 5.0 |
| TV | Ponzano Veneto | 5.3 | 9.8 | 13.5 | 15.8 | 20.8 | 23.0 | 22.6 | 20.2 | 14.0 | 9.5 | 6.3 | 5.1 |
| TV | Preganziol | 5.3 | 9.9 | 13.6 | 16.0 | 21.0 | 23.3 | 22.8 | 20.3 | 14.2 | 9.6 | 6.3 | 5.0 |
| TV | Riese Pio X | 5.4 | 9.8 | 13.6 | 15.7 | 20.6 | 22.8 | 22.5 | 20.1 | 13.9 | 9.5 | 6.3 | 5.2 |
| TV | Roncade | 5.2 | 9.8 | 13.5 | 15.9 | 21.0 | 23.3 | 22.8 | 20.3 | 14.1 | 9.6 | 6.3 | 5.0 |
| TV | San Biagio di Callalta | 5.2 | 9.8 | 13.5 | 15.8 | 20.9 | 23.1 | 22.7 | 20.3 | 14.0 | 9.5 | 6.3 | 5.0 |
| TV | Susegana | 5.3 | 9.7 | 13.4 | 15.5 | 20.5 | 22.6 | 22.3 | 20.0 | 13.7 | 9.3 | 6.3 | 5.1 |
| TV | Treviso | 5.3 | 9.8 | 13.5 | 15.9 | 20.9 | 23.1 | 22.7 | 20.3 | 14.0 | 9.6 | 6.3 | 5.1 |
| TV | Valdobbiadene | 5.4 | 9.7 | 13.5 | 15.4 | 20.3 | 22.4 | 22.1 | 19.9 | 13.6 | 9.3 | 6.3 | 5.2 |
| TV | Vedelago | 5.4 | 9.9 | 13.6 | 15.8 | 20.7 | 23.0 | 22.6 | 20.2 | 14.0 | 9.6 | 6.3 | 5.1 |
| TV | Villorba | 5.3 | 9.8 | 13.5 | 15.8 | 20.8 | 23.0 | 22.6 | 20.2 | 14.0 | 9.5 | 6.3 | 5.1 |
| TV | Vittorio Veneto | 5.3 | 9.7 | 13.3 | 15.3 | 20.3 | 22.3 | 22.0 | 19.8 | 13.5 | 9.2 | 6.2 | 5.1 |
| VE | Camponogara | 5.2 | 10.0 | 13.8 | 16.4 | 21.2 | 23.7 | 23.2 | 20.5 | 14.5 | 9.9 | 6.3 | 5.0 |
| VE | Caorle | 5.0 | 9.9 | 13.4 | 16.1 | 21.2 | 23.3 | 22.9 | 20.4 | 14.2 | 9.6 | 6.2 | 4.8 |
| VE | Cavarzere | 5.1 | 10.0 | 13.9 | 16.7 | 21.5 | 24.0 | 23.4 | 20.6 | 14.8 | 10.1 | 6.3 | 4.9 |
| VE | Chioggia | 5.1 | 9.9 | 13.8 | 16.6 | 21.4 | 24.0 | 23.3 | 20.6 | 14.7 | 10.0 | 6.2 | 4.9 |
| VE | Concordia Sagittaria | 5.1 | 9.8 | 13.3 | 15.8 | 21.0 | 23.0 | 22.6 | 20.2 | 13.9 | 9.4 | 6.2 | 4.8 |
| VE | Dolo | 5.2 | 9.9 | 13.8 | 16.3 | 21.2 | 23.6 | 23.1 | 20.5 | 14.4 | 9.8 | 6.3 | 5.0 |
| VE | Eraclea | 5.1 | 9.9 | 13.5 | 16.1 | 21.2 | 23.4 | 22.9 | 20.4 | 14.2 | 9.6 | 6.2 | 4.9 |
| VE | Fossalta di Portogruaro | 5.0 | 9.8 | 13.3 | 15.7 | 20.9 | 22.9 | 22.5 | 20.2 | 13.8 | 9.3 | 6.2 | 4.8 |
| VE | Iesolo | 5.1 | 9.9 | 13.5 | 16.2 | 21.2 | 23.5 | 23.0 | 20.4 | 14.3 | 9.7 | 6.2 | 4.9 |
| VE | Marcon | 5.2 | 9.9 | 13.6 | 16.1 | 21.1 | 23.4 | 22.9 | 20.4 | 14.3 | 9.7 | 6.3 | 5.0 |
| VE | Martellago | 5.3 | 9.9 | 13.7 | 16.1 | 21.0 | 23.4 | 22.9 | 20.4 | 14.2 | 9.7 | 6.3 | 5.1 |

| | | gen | feb | mar | apr | mag | giu | lug | ago | set | ott | nov | dic |
|----|----------------------------|-----|------|------|------|------|------|------|------|------|-----|-----|-----|
| VE | Meolo | 5.2 | 9.8 | 13.5 | 16.0 | 21.1 | 23.3 | 22.8 | 20.3 | 14.2 | 9.6 | 6.3 | 5.0 |
| VE | Mira | 5.2 | 9.9 | 13.7 | 16.3 | 21.2 | 23.6 | 23.1 | 20.5 | 14.4 | 9.8 | 6.3 | 5.0 |
| VE | Mirano | 5.3 | 9.9 | 13.7 | 16.2 | 21.1 | 23.5 | 23.0 | 20.4 | 14.3 | 9.7 | 6.3 | 5.0 |
| VE | Noale | 5.3 | 9.9 | 13.7 | 16.1 | 21.0 | 23.3 | 22.9 | 20.4 | 14.2 | 9.7 | 6.3 | 5.1 |
| VE | Portogruaro | 5.1 | 9.8 | 13.3 | 15.7 | 20.9 | 22.9 | 22.6 | 20.2 | 13.9 | 9.3 | 6.2 | 4.8 |
| VE | Salzano | 5.3 | 9.9 | 13.7 | 16.1 | 21.0 | 23.4 | 22.9 | 20.4 | 14.3 | 9.7 | 6.3 | 5.1 |
| VE | San Dona' di Piave | 5.1 | 9.8 | 13.5 | 16.0 | 21.1 | 23.3 | 22.8 | 20.3 | 14.1 | 9.6 | 6.3 | 4.9 |
| VE | San Michele al Tagliamento | 5.0 | 9.8 | 13.3 | 15.7 | 21.0 | 22.9 | 22.6 | 20.2 | 13.9 | 9.3 | 6.2 | 4.8 |
| VE | Santa Maria di Sala | 5.3 | 9.9 | 13.7 | 16.1 | 21.0 | 23.4 | 22.9 | 20.4 | 14.3 | 9.7 | 6.3 | 5.1 |
| VE | Santo Stino di Livenza | 5.1 | 9.8 | 13.4 | 15.8 | 21.0 | 23.1 | 22.7 | 20.2 | 14.0 | 9.4 | 6.2 | 4.9 |
| VE | Scorzé | 5.3 | 9.9 | 13.7 | 16.0 | 21.0 | 23.3 | 22.9 | 20.4 | 14.2 | 9.7 | 6.3 | 5.1 |
| VE | Spinea | 5.2 | 9.9 | 13.7 | 16.2 | 21.1 | 23.5 | 23.0 | 20.4 | 14.3 | 9.7 | 6.3 | 5.0 |
| VE | Venezia | 5.2 | 9.9 | 13.7 | 16.3 | 21.3 | 23.7 | 23.1 | 20.5 | 14.4 | 9.8 | 6.3 | 4.9 |
| VI | Arcugnano | 5.5 | 10.1 | 13.9 | 16.1 | 20.8 | 23.3 | 22.9 | 20.3 | 14.3 | 9.7 | 6.4 | 5.2 |
| VI | Arzignano | 5.5 | 10.1 | 14.0 | 16.1 | 20.7 | 23.2 | 22.9 | 20.2 | 14.2 | 9.6 | 6.5 | 5.3 |
| VI | Asiago | 5.5 | 9.7 | 13.7 | 15.4 | 20.2 | 22.4 | 22.1 | 19.8 | 13.6 | 9.3 | 6.3 | 5.3 |
| VI | Bassano del Grappa | 5.5 | 9.8 | 13.7 | 15.6 | 20.4 | 22.6 | 22.4 | 20.0 | 13.8 | 9.4 | 6.4 | 5.2 |
| VI | Breganze | 5.5 | 9.9 | 13.8 | 15.7 | 20.4 | 22.7 | 22.5 | 20.1 | 13.9 | 9.4 | 6.4 | 5.3 |
| VI | Cassola | 5.4 | 9.9 | 13.7 | 15.7 | 20.5 | 22.8 | 22.5 | 20.1 | 13.9 | 9.5 | 6.3 | 5.2 |
| VI | Chiampo | 5.5 | 10.1 | 14.0 | 16.0 | 20.6 | 23.1 | 22.8 | 20.2 | 14.2 | 9.6 | 6.5 | 5.3 |
| VI | Creazzo | 5.5 | 10.1 | 13.9 | 16.1 | 20.7 | 23.2 | 22.9 | 20.3 | 14.2 | 9.6 | 6.5 | 5.2 |
| VI | Dueville | 5.5 | 10.0 | 13.9 | 15.9 | 20.6 | 22.9 | 22.7 | 20.2 | 14.1 | 9.5 | 6.4 | 5.3 |
| VI | Lonigo | 5.5 | 10.2 | 14.1 | 16.3 | 21.0 | 23.5 | 23.2 | 20.4 | 14.4 | 9.8 | 6.5 | 5.2 |
| VI | Malo | 5.5 | 10.0 | 13.9 | 15.8 | 20.5 | 22.9 | 22.6 | 20.1 | 14.0 | 9.5 | 6.4 | 5.3 |
| VI | Marostica | 5.5 | 9.9 | 13.7 | 15.7 | 20.4 | 22.7 | 22.4 | 20.0 | 13.9 | 9.4 | 6.4 | 5.3 |
| VI | Montecchio Maggiore | 5.5 | 10.1 | 14.0 | 16.1 | 20.8 | 23.2 | 22.9 | 20.3 | 14.3 | 9.6 | 6.5 | 5.2 |
| VI | Noventa Vicentina | 5.4 | 10.2 | 14.1 | 16.5 | 21.1 | 23.7 | 23.3 | 20.5 | 14.6 | 9.9 | 6.5 | 5.2 |
| VI | Recoaro Terme | 5.6 | 9.9 | 13.9 | 15.7 | 20.4 | 22.8 | 22.5 | 20.0 | 13.9 | 9.4 | 6.5 | 5.3 |
| VI | Romano d'Ezzelino | 5.5 | 9.8 | 13.7 | 15.6 | 20.4 | 22.6 | 22.3 | 20.0 | 13.8 | 9.4 | 6.3 | 5.2 |
| VI | Rosà | 5.4 | 9.9 | 13.7 | 15.7 | 20.5 | 22.8 | 22.5 | 20.1 | 13.9 | 9.5 | 6.4 | 5.2 |
| VI | Schio | 5.6 | 9.9 | 13.9 | 15.7 | 20.4 | 22.7 | 22.5 | 20.0 | 13.9 | 9.4 | 6.4 | 5.3 |
| VI | Tezze sul Brenta | 5.5 | 9.9 | 13.8 | 15.8 | 20.6 | 22.9 | 22.6 | 20.1 | 14.0 | 9.5 | 6.4 | 5.2 |
| VI | Thiene | 5.5 | 9.9 | 13.8 | 15.7 | 20.4 | 22.7 | 22.5 | 20.0 | 13.9 | 9.4 | 6.4 | 5.3 |
| VI | Torri di Quartesolo | 5.4 | 10.1 | 13.9 | 16.1 | 20.8 | 23.2 | 22.9 | 20.3 | 14.2 | 9.7 | 6.4 | 5.2 |
| VI | Valdagno | 5.6 | 10.0 | 13.9 | 15.8 | 20.5 | 22.9 | 22.6 | 20.1 | 14.0 | 9.5 | 6.5 | 5.3 |
| VI | Vicenza | 5.5 | 10.1 | 13.9 | 16.0 | 20.7 | 23.1 | 22.8 | 20.3 | 14.2 | 9.6 | 6.4 | 5.2 |
| VR | Bovolone | 5.5 | 10.2 | 14.2 | 16.5 | 21.1 | 23.7 | 23.4 | 20.4 | 14.6 | 9.8 | 6.6 | 5.2 |
| VR | Bussolengo | 5.5 | 10.0 | 14.1 | 16.1 | 20.7 | 23.3 | 23.0 | 20.2 | 14.2 | 9.6 | 6.6 | 5.2 |
| VR | Caprino Veronese | 5.5 | 9.8 | 14.0 | 15.9 | 20.5 | 23.0 | 22.7 | 20.1 | 14.0 | 9.4 | 6.5 | 5.2 |
| VR | Castel d'Azzano | 5.5 | 10.2 | 14.2 | 16.3 | 20.9 | 23.5 | 23.2 | 20.4 | 14.4 | 9.7 | 6.6 | 5.2 |
| VR | Cerea | 5.5 | 10.3 | 14.2 | 16.6 | 21.2 | 23.8 | 23.5 | 20.5 | 14.7 | 9.9 | 6.6 | 5.2 |
| VR | Cologna Veneta | 5.5 | 10.2 | 14.1 | 16.4 | 21.0 | 23.6 | 23.3 | 20.4 | 14.5 | 9.8 | 6.5 | 5.2 |
| VR | Colognola ai Colli | 5.5 | 10.2 | 14.1 | 16.2 | 20.8 | 23.3 | 23.1 | 20.3 | 14.3 | 9.7 | 6.6 | 5.2 |
| VR | Gazzo Veronese | 5.5 | 10.3 | 14.2 | 16.7 | 21.2 | 23.8 | 23.6 | 20.5 | 14.7 | 9.9 | 6.6 | 5.2 |
| VR | Grezzana | 5.6 | 10.1 | 14.1 | 16.0 | 20.7 | 23.2 | 22.9 | 20.2 | 14.2 | 9.6 | 6.6 | 5.2 |
| VR | Isola della Scala | 5.5 | 10.2 | 14.2 | 16.5 | 21.1 | 23.7 | 23.4 | 20.4 | 14.5 | 9.8 | 6.6 | 5.2 |
| VR | Legnago | 5.5 | 10.3 | 14.1 | 16.6 | 21.2 | 23.8 | 23.5 | 20.5 | 14.7 | 9.9 | 6.5 | 5.2 |
| VR | Monteforte d'Alpone | 5.5 | 10.2 | 14.1 | 16.2 | 20.9 | 23.4 | 23.1 | 20.3 | 14.4 | 9.7 | 6.5 | 5.2 |
| VR | Negrar | 5.6 | 10.0 | 14.1 | 16.0 | 20.6 | 23.2 | 22.9 | 20.2 | 14.1 | 9.5 | 6.6 | 5.2 |

| | | gen | feb | mar | apr | mag | giu | lug | ago | set | ott | nov | dic |
|----|-------------------------------|-----|------|------|------|------|------|------|------|------|-----|-----|-----|
| VR | Nogara | 5.5 | 10.3 | 14.2 | 16.6 | 21.2 | 23.8 | 23.5 | 20.5 | 14.7 | 9.9 | 6.6 | 5.2 |
| VR | Peschiera del Garda | 5.5 | 10.0 | 14.1 | 16.2 | 20.8 | 23.4 | 23.1 | 20.2 | 14.3 | 9.6 | 6.6 | 5.1 |
| VR | San Bonifacio | 5.5 | 10.2 | 14.1 | 16.3 | 20.9 | 23.4 | 23.1 | 20.4 | 14.4 | 9.7 | 6.6 | 5.2 |
| VR | San Giovanni Lupatoto | 5.5 | 10.2 | 14.1 | 16.3 | 20.9 | 23.5 | 23.2 | 20.3 | 14.4 | 9.7 | 6.6 | 5.2 |
| VR | San Martino Buon Albergo | 5.5 | 10.2 | 14.1 | 16.2 | 20.8 | 23.4 | 23.1 | 20.3 | 14.3 | 9.7 | 6.6 | 5.2 |
| VR | San Pietro in Cariano | 5.5 | 10.0 | 14.1 | 16.0 | 20.6 | 23.2 | 22.9 | 20.2 | 14.2 | 9.5 | 6.6 | 5.2 |
| VR | Sant'Ambrogio di Valpolicella | 5.5 | 9.9 | 14.1 | 16.0 | 20.6 | 23.2 | 22.9 | 20.1 | 14.1 | 9.5 | 6.6 | 5.2 |
| VR | Sommacampagna | 5.5 | 10.1 | 14.1 | 16.2 | 20.8 | 23.4 | 23.1 | 20.3 | 14.3 | 9.7 | 6.6 | 5.2 |
| VR | Sona | 5.5 | 10.0 | 14.1 | 16.2 | 20.8 | 23.4 | 23.1 | 20.3 | 14.3 | 9.6 | 6.6 | 5.2 |
| VR | Verona | 5.5 | 10.1 | 14.1 | 16.2 | 20.8 | 23.3 | 23.0 | 20.3 | 14.3 | 9.6 | 6.6 | 5.2 |
| VR | Vigasio | 5.5 | 10.2 | 14.2 | 16.4 | 21.0 | 23.6 | 23.3 | 20.4 | 14.5 | 9.8 | 6.6 | 5.2 |
| VR | Villafranca di Verona | 5.5 | 10.1 | 14.2 | 16.3 | 20.9 | 23.5 | 23.2 | 20.3 | 14.4 | 9.7 | 6.6 | 5.2 |
| VR | Zevio | 5.5 | 10.2 | 14.1 | 16.3 | 20.9 | 23.5 | 23.2 | 20.4 | 14.4 | 9.7 | 6.6 | 5.2 |

FRIULI - VENEZIA GIULIA

| | | | | | | | | | | | | | |
|----|-------------------------|-----|-----|------|------|------|------|------|------|------|-----|-----|-----|
| GO | Cormons | 4.9 | 9.7 | 13.1 | 15.3 | 20.6 | 22.4 | 22.0 | 19.9 | 13.5 | 8.8 | 5.9 | 4.6 |
| GO | Gorizia | 4.9 | 9.7 | 13.0 | 15.4 | 20.6 | 22.4 | 22.0 | 19.8 | 13.5 | 8.7 | 5.9 | 4.6 |
| GO | Gradisca d'Isonzo | 4.9 | 9.8 | 13.1 | 15.4 | 20.7 | 22.5 | 22.2 | 19.9 | 13.6 | 8.9 | 5.9 | 4.6 |
| GO | Grado | 4.9 | 9.8 | 13.3 | 15.9 | 21.1 | 23.0 | 22.6 | 20.2 | 13.9 | 9.2 | 6.1 | 4.7 |
| GO | Monfalcone | 4.9 | 9.8 | 13.2 | 15.6 | 20.8 | 22.6 | 22.3 | 20.0 | 13.7 | 8.9 | 6.0 | 4.6 |
| PN | Aviano | 5.2 | 9.6 | 13.2 | 15.1 | 20.2 | 22.1 | 21.8 | 19.7 | 13.4 | 9.0 | 6.2 | 4.9 |
| PN | Azzano Decimo | 5.1 | 9.8 | 13.3 | 15.5 | 20.7 | 22.7 | 22.3 | 20.0 | 13.7 | 9.2 | 6.2 | 4.9 |
| PN | Caneva | 5.2 | 9.7 | 13.3 | 15.3 | 20.4 | 22.3 | 22.0 | 19.9 | 13.5 | 9.2 | 6.2 | 5.0 |
| PN | Cordenons | 5.1 | 9.7 | 13.2 | 15.3 | 20.5 | 22.4 | 22.1 | 19.9 | 13.5 | 9.1 | 6.2 | 4.9 |
| PN | Fontanafredda | 5.2 | 9.7 | 13.3 | 15.3 | 20.4 | 22.3 | 22.0 | 19.9 | 13.5 | 9.1 | 6.2 | 5.0 |
| PN | Maniago | 5.1 | 9.6 | 13.1 | 15.0 | 20.1 | 21.9 | 21.6 | 19.6 | 13.2 | 8.8 | 6.1 | 4.8 |
| PN | Pasiano di Pordenone | 5.2 | 9.8 | 13.3 | 15.5 | 20.7 | 22.7 | 22.4 | 20.1 | 13.7 | 9.3 | 6.2 | 4.9 |
| PN | Porcia | 5.2 | 9.7 | 13.3 | 15.3 | 20.5 | 22.4 | 22.1 | 19.9 | 13.5 | 9.1 | 6.2 | 4.9 |
| PN | Pordenone | 5.2 | 9.7 | 13.3 | 15.3 | 20.5 | 22.4 | 22.1 | 19.9 | 13.5 | 9.1 | 6.2 | 4.9 |
| PN | Sacile | 5.2 | 9.7 | 13.3 | 15.3 | 20.5 | 22.4 | 22.1 | 19.9 | 13.6 | 9.2 | 6.2 | 5.0 |
| PN | San Vito al Tagliamento | 5.1 | 9.8 | 13.2 | 15.4 | 20.7 | 22.6 | 22.3 | 20.0 | 13.6 | 9.1 | 6.2 | 4.8 |
| PN | Sesto al Reghena | 5.1 | 9.8 | 13.3 | 15.6 | 20.8 | 22.7 | 22.4 | 20.1 | 13.8 | 9.2 | 6.2 | 4.8 |
| PN | Spilimbergo | 5.1 | 9.6 | 13.1 | 15.1 | 20.3 | 22.0 | 21.8 | 19.7 | 13.3 | 8.8 | 6.1 | 4.8 |
| TS | Duino-Aurisina | 4.9 | 9.8 | 13.1 | 15.6 | 20.9 | 22.7 | 22.3 | 20.0 | 13.7 | 8.9 | 5.9 | 4.6 |
| TS | Muggia | 4.9 | 9.8 | 13.2 | 15.8 | 21.0 | 22.8 | 22.4 | 20.1 | 13.8 | 9.0 | 5.9 | 4.7 |
| TS | San Dorligo della Valle | 4.9 | 9.8 | 13.2 | 15.7 | 20.9 | 22.7 | 22.4 | 20.0 | 13.7 | 8.9 | 5.8 | 4.6 |
| TS | Trieste | 4.9 | 9.8 | 13.2 | 15.7 | 20.9 | 22.8 | 22.4 | 20.0 | 13.7 | 8.9 | 5.9 | 4.7 |
| UD | Buia | 5.0 | 9.6 | 12.9 | 15.0 | 20.2 | 21.9 | 21.5 | 19.6 | 13.2 | 8.7 | 5.9 | 4.6 |
| UD | Campoformido | 5.0 | 9.7 | 13.1 | 15.3 | 20.5 | 22.3 | 22.0 | 19.9 | 13.4 | 8.9 | 6.1 | 4.7 |
| UD | Cervignano del Friuli | 4.9 | 9.8 | 13.2 | 15.6 | 20.9 | 22.7 | 22.4 | 20.1 | 13.7 | 9.1 | 6.1 | 4.7 |
| UD | Cividale del Friuli | 4.9 | 9.7 | 13.0 | 15.2 | 20.4 | 22.1 | 21.8 | 19.7 | 13.3 | 8.7 | 5.9 | 4.6 |
| UD | Codroipo | 5.0 | 9.8 | 13.2 | 15.3 | 20.6 | 22.4 | 22.2 | 19.9 | 13.5 | 9.0 | 6.1 | 4.8 |
| UD | Fagagna | 5.0 | 9.7 | 13.0 | 15.1 | 20.3 | 22.1 | 21.8 | 19.7 | 13.3 | 8.8 | 6.0 | 4.7 |
| UD | Gemona del Friuli | 5.0 | 9.5 | 12.9 | 14.9 | 20.1 | 21.7 | 21.4 | 19.5 | 13.1 | 8.6 | 5.9 | 4.6 |
| UD | Latisana | 5.0 | 9.8 | 13.3 | 15.7 | 21.0 | 22.9 | 22.6 | 20.2 | 13.9 | 9.3 | 6.2 | 4.8 |
| UD | Lignano Sabbiadoro | 4.9 | 9.8 | 13.3 | 15.9 | 21.1 | 23.1 | 22.7 | 20.3 | 14.0 | 9.3 | 6.1 | 4.7 |

| | | gen | feb | mar | apr | mag | giu | lug | ago | set | ott | nov | dic |
|----|------------------------|-----|-----|------|------|------|------|------|------|------|-----|-----|-----|
| UD | Manzano | 4.9 | 9.7 | 13.1 | 15.3 | 20.6 | 22.3 | 22.0 | 19.9 | 13.5 | 8.8 | 6.0 | 4.6 |
| UD | Palmanova | 4.9 | 9.8 | 13.2 | 15.5 | 20.8 | 22.6 | 22.3 | 20.0 | 13.6 | 9.0 | 6.0 | 4.7 |
| UD | Povoletto | 4.9 | 9.7 | 13.0 | 15.1 | 20.4 | 22.1 | 21.8 | 19.7 | 13.3 | 8.7 | 5.9 | 4.6 |
| UD | Pozzuolo del Friuli | 4.9 | 9.7 | 13.1 | 15.3 | 20.6 | 22.4 | 22.1 | 19.9 | 13.5 | 8.9 | 6.1 | 4.7 |
| UD | San Daniele del Friuli | 5.0 | 9.6 | 13.0 | 15.0 | 20.2 | 22.0 | 21.7 | 19.7 | 13.2 | 8.7 | 6.0 | 4.7 |
| UD | San Giorgio di Nogaro | 4.9 | 9.8 | 13.2 | 15.6 | 20.9 | 22.8 | 22.4 | 20.1 | 13.7 | 9.1 | 6.1 | 4.7 |
| UD | Tarcento | 5.0 | 9.6 | 12.9 | 15.0 | 20.2 | 21.9 | 21.5 | 19.6 | 13.2 | 8.6 | 5.9 | 4.6 |
| UD | Tarvisio | 5.0 | 9.3 | 12.4 | 14.9 | 19.9 | 21.4 | 20.9 | 19.3 | 13.0 | 8.4 | 5.5 | 4.4 |
| UD | Tavagnacco | 5.0 | 9.7 | 13.0 | 15.1 | 20.4 | 22.1 | 21.8 | 19.8 | 13.3 | 8.8 | 6.0 | 4.6 |
| UD | Tolmezzo | 4.9 | 9.3 | 12.7 | 14.8 | 19.8 | 21.4 | 21.1 | 19.4 | 13.0 | 8.5 | 5.8 | 4.6 |
| UD | Udine | 5.0 | 9.7 | 13.0 | 15.2 | 20.4 | 22.2 | 21.9 | 19.8 | 13.4 | 8.8 | 6.0 | 4.7 |

LIGURIA

| | | | | | | | | | | | | | |
|----|-------------------------|-----|------|------|------|------|------|------|------|------|------|-----|-----|
| GE | Arenzano | 6.1 | 9.7 | 14.1 | 16.7 | 21.1 | 24.0 | 23.2 | 20.2 | 14.6 | 10.0 | 7.1 | 4.7 |
| GE | Campomorone | 6.0 | 9.7 | 14.0 | 16.6 | 21.1 | 24.0 | 23.3 | 20.3 | 14.6 | 9.9 | 7.0 | 4.6 |
| GE | Chiavari | 6.1 | 9.6 | 13.9 | 16.5 | 21.1 | 24.0 | 23.3 | 20.2 | 14.6 | 9.9 | 7.1 | 4.6 |
| GE | Genova | 6.1 | 9.6 | 14.0 | 16.6 | 21.1 | 24.0 | 23.3 | 20.2 | 14.6 | 9.9 | 7.1 | 4.6 |
| GE | Lavagna | 6.1 | 9.6 | 13.9 | 16.5 | 21.1 | 24.0 | 23.3 | 20.2 | 14.6 | 9.9 | 7.1 | 4.6 |
| GE | Rapallo | 6.1 | 9.6 | 13.9 | 16.5 | 21.1 | 24.0 | 23.3 | 20.2 | 14.6 | 9.9 | 7.1 | 4.6 |
| GE | Recco | 6.1 | 9.6 | 13.9 | 16.5 | 21.1 | 24.0 | 23.3 | 20.2 | 14.6 | 9.9 | 7.1 | 4.6 |
| GE | Santa Margherita Ligure | 6.1 | 9.6 | 13.9 | 16.5 | 21.1 | 24.0 | 23.3 | 20.2 | 14.6 | 9.9 | 7.1 | 4.6 |
| GE | Sestri Levante | 6.2 | 9.6 | 13.9 | 16.5 | 21.2 | 24.0 | 23.4 | 20.2 | 14.6 | 9.9 | 7.1 | 4.6 |
| IM | Bordighera | 6.8 | 10.0 | 14.2 | 17.0 | 21.0 | 23.5 | 23.4 | 20.1 | 15.2 | 10.9 | 7.6 | 5.3 |
| IM | Diano Marina | 6.7 | 9.8 | 14.2 | 17.0 | 21.1 | 23.7 | 23.3 | 20.1 | 15.0 | 10.6 | 7.3 | 5.1 |
| IM | Imperia | 6.8 | 9.8 | 14.2 | 17.0 | 21.1 | 23.7 | 23.3 | 20.1 | 15.0 | 10.7 | 7.3 | 5.1 |
| IM | San Remo | 6.8 | 9.9 | 14.2 | 17.0 | 21.0 | 23.5 | 23.3 | 20.0 | 15.1 | 10.8 | 7.5 | 5.2 |
| IM | Taggia | 6.8 | 9.9 | 14.2 | 17.0 | 21.0 | 23.5 | 23.3 | 20.0 | 15.0 | 10.7 | 7.4 | 5.2 |
| IM | Ventimiglia | 6.8 | 10.0 | 14.2 | 17.0 | 20.9 | 23.5 | 23.4 | 20.1 | 15.2 | 10.9 | 7.6 | 5.3 |
| SP | Follo | 6.2 | 9.7 | 13.7 | 16.5 | 21.2 | 24.0 | 23.5 | 20.2 | 14.6 | 9.9 | 7.0 | 4.8 |
| SP | La Spezia | 6.2 | 9.7 | 13.8 | 16.5 | 21.3 | 24.0 | 23.5 | 20.2 | 14.6 | 9.9 | 7.0 | 4.8 |
| SP | Lerici | 6.2 | 9.7 | 13.8 | 16.5 | 21.3 | 24.0 | 23.5 | 20.2 | 14.6 | 9.9 | 7.0 | 4.9 |
| SP | Levanto | 6.2 | 9.7 | 13.8 | 16.5 | 21.2 | 24.0 | 23.4 | 20.2 | 14.6 | 9.9 | 7.0 | 4.7 |
| SP | Sarzana | 6.2 | 9.8 | 13.7 | 16.5 | 21.2 | 24.0 | 23.5 | 20.2 | 14.6 | 9.9 | 6.9 | 4.9 |
| SV | Alassio | 6.6 | 9.8 | 14.1 | 16.9 | 21.1 | 23.7 | 23.2 | 20.1 | 14.9 | 10.5 | 7.2 | 5.0 |
| SV | Albenga | 6.6 | 9.7 | 14.1 | 16.9 | 21.1 | 23.8 | 23.2 | 20.1 | 14.9 | 10.5 | 7.2 | 5.0 |
| SV | Albisola Superiore | 6.2 | 9.7 | 14.1 | 16.7 | 21.1 | 24.0 | 23.2 | 20.2 | 14.7 | 10.1 | 7.1 | 4.7 |
| SV | Borghetto Santo Spirito | 6.5 | 9.7 | 14.1 | 16.8 | 21.0 | 23.7 | 23.2 | 20.0 | 14.8 | 10.4 | 7.2 | 5.0 |
| SV | Cairo Montenotte | 6.3 | 9.7 | 14.1 | 16.7 | 20.9 | 23.8 | 23.1 | 20.1 | 14.6 | 10.1 | 7.1 | 4.9 |
| SV | Carcare | 6.3 | 9.7 | 14.1 | 16.7 | 20.9 | 23.8 | 23.1 | 20.1 | 14.6 | 10.1 | 7.1 | 4.9 |
| SV | Finale Ligure | 6.4 | 9.7 | 14.1 | 16.8 | 21.1 | 23.9 | 23.2 | 20.1 | 14.8 | 10.3 | 7.1 | 4.9 |
| SV | Loano | 6.5 | 9.7 | 14.1 | 16.8 | 21.0 | 23.8 | 23.2 | 20.1 | 14.8 | 10.4 | 7.2 | 4.9 |
| SV | Savona | 6.3 | 9.7 | 14.1 | 16.7 | 21.1 | 23.9 | 23.2 | 20.2 | 14.7 | 10.1 | 7.1 | 4.8 |
| SV | Vado Ligure | 6.3 | 9.7 | 14.1 | 16.8 | 21.1 | 23.9 | 23.2 | 20.1 | 14.7 | 10.2 | 7.1 | 4.8 |
| SV | Varazze | 6.2 | 9.7 | 14.1 | 16.7 | 21.1 | 24.0 | 23.2 | 20.2 | 14.7 | 10.1 | 7.1 | 4.7 |

| | | gen | feb | mar | apr | mag | giu | lug | ago | set | ott | nov | dic |
|-------------------------|--------------------------------|-----|------|------|------|------|------|------|------|------|------|-----|-----|
| EMILIA - ROMAGNA | | | | | | | | | | | | | |
| BO | Anzola dell'Emilia | 5.6 | 10.1 | 13.9 | 16.9 | 21.4 | 24.2 | 24.0 | 20.5 | 15.0 | 10.2 | 6.5 | 5.3 |
| BO | Argelato | 5.5 | 10.1 | 14.0 | 17.0 | 21.4 | 24.2 | 24.0 | 20.6 | 15.1 | 10.3 | 6.4 | 5.2 |
| BO | Bologna | 5.5 | 10.1 | 13.9 | 16.9 | 21.4 | 24.2 | 24.0 | 20.6 | 15.1 | 10.2 | 6.4 | 5.3 |
| BO | Budrio | 5.4 | 10.0 | 13.9 | 17.0 | 21.4 | 24.2 | 23.9 | 20.6 | 15.1 | 10.3 | 6.3 | 5.2 |
| BO | Calderara di Reno | 5.6 | 10.1 | 13.9 | 16.9 | 21.4 | 24.2 | 24.0 | 20.6 | 15.0 | 10.2 | 6.4 | 5.3 |
| BO | Casalecchio di Reno | 5.6 | 10.1 | 13.9 | 16.9 | 21.3 | 24.2 | 24.0 | 20.5 | 15.0 | 10.2 | 6.4 | 5.3 |
| BO | Castel Maggiore | 5.5 | 10.1 | 13.9 | 17.0 | 21.4 | 24.2 | 24.0 | 20.6 | 15.1 | 10.3 | 6.4 | 5.2 |
| BO | Castel San Pietro Terme | 5.4 | 10.0 | 13.8 | 17.0 | 21.4 | 24.1 | 23.9 | 20.6 | 15.1 | 10.3 | 6.3 | 5.2 |
| BO | Castenaso | 5.5 | 10.0 | 13.9 | 17.0 | 21.4 | 24.2 | 23.9 | 20.6 | 15.1 | 10.3 | 6.4 | 5.2 |
| BO | Castiglione dei Pepoli | 5.8 | 9.9 | 13.7 | 16.7 | 21.2 | 24.0 | 23.9 | 20.5 | 14.9 | 10.0 | 6.6 | 5.3 |
| BO | Crevalcore | 5.5 | 10.2 | 14.0 | 16.9 | 21.4 | 24.2 | 23.9 | 20.6 | 15.0 | 10.2 | 6.5 | 5.2 |
| BO | Granarolo dell'Emilia | 5.5 | 10.1 | 13.9 | 17.0 | 21.4 | 24.2 | 24.0 | 20.6 | 15.1 | 10.3 | 6.4 | 5.2 |
| BO | Imola | 5.4 | 10.0 | 13.8 | 17.0 | 21.4 | 24.1 | 23.9 | 20.6 | 15.1 | 10.3 | 6.2 | 5.2 |
| BO | Malalbergo | 5.4 | 10.1 | 14.0 | 17.0 | 21.5 | 24.2 | 23.9 | 20.6 | 15.1 | 10.3 | 6.4 | 5.2 |
| BO | Medicina | 5.4 | 10.0 | 13.9 | 17.0 | 21.4 | 24.2 | 23.9 | 20.6 | 15.1 | 10.3 | 6.3 | 5.2 |
| BO | Molinella | 5.3 | 10.1 | 14.0 | 17.0 | 21.5 | 24.2 | 23.9 | 20.6 | 15.1 | 10.3 | 6.3 | 5.1 |
| BO | Pianoro | 5.6 | 10.0 | 13.8 | 16.9 | 21.3 | 24.1 | 23.9 | 20.5 | 15.0 | 10.2 | 6.4 | 5.3 |
| BO | San Giovanni in Persiceto | 5.6 | 10.1 | 14.0 | 16.9 | 21.4 | 24.2 | 24.0 | 20.5 | 15.0 | 10.2 | 6.5 | 5.2 |
| BO | San Lazzaro di Savena | 5.5 | 10.0 | 13.9 | 16.9 | 21.4 | 24.2 | 24.0 | 20.6 | 15.1 | 10.2 | 6.4 | 5.3 |
| BO | San Pietro in Casale | 5.4 | 10.1 | 14.0 | 17.0 | 21.5 | 24.2 | 23.9 | 20.6 | 15.1 | 10.3 | 6.4 | 5.2 |
| BO | Sasso Marconi | 5.6 | 10.0 | 13.8 | 16.9 | 21.3 | 24.1 | 23.9 | 20.5 | 15.0 | 10.2 | 6.5 | 5.3 |
| BO | Vergato | 5.8 | 10.0 | 13.8 | 16.8 | 21.2 | 24.1 | 23.9 | 20.5 | 14.9 | 10.0 | 6.5 | 5.3 |
| BO | Zola Predosa | 5.6 | 10.1 | 13.9 | 16.9 | 21.3 | 24.2 | 24.0 | 20.5 | 15.0 | 10.2 | 6.5 | 5.3 |
| | | | | | | | | | | | | | |
| FE | Argenta | 5.2 | 10.0 | 13.9 | 17.0 | 21.5 | 24.2 | 23.8 | 20.7 | 15.1 | 10.4 | 6.2 | 5.1 |
| FE | Berra | 5.1 | 10.0 | 14.0 | 16.9 | 21.5 | 24.1 | 23.6 | 20.7 | 15.0 | 10.2 | 6.3 | 5.0 |
| FE | Bondeno | 5.4 | 10.2 | 14.1 | 16.9 | 21.4 | 24.1 | 23.8 | 20.6 | 15.0 | 10.2 | 6.4 | 5.2 |
| FE | Cento | 5.5 | 10.2 | 14.0 | 17.0 | 21.4 | 24.2 | 23.9 | 20.6 | 15.0 | 10.2 | 6.5 | 5.2 |
| FE | Codigoro | 5.1 | 10.0 | 14.0 | 17.0 | 21.6 | 24.2 | 23.6 | 20.7 | 15.1 | 10.3 | 6.2 | 4.9 |
| FE | Comacchio | 5.0 | 9.9 | 13.9 | 17.0 | 21.6 | 24.2 | 23.6 | 20.7 | 15.1 | 10.4 | 6.1 | 5.0 |
| FE | Copparo | 5.2 | 10.1 | 14.0 | 16.9 | 21.5 | 24.2 | 23.7 | 20.7 | 15.0 | 10.2 | 6.3 | 5.0 |
| FE | Ferrara | 5.3 | 10.1 | 14.1 | 16.9 | 21.5 | 24.2 | 23.8 | 20.6 | 15.0 | 10.2 | 6.4 | 5.1 |
| FE | Mesola | 5.0 | 9.9 | 13.9 | 16.9 | 21.6 | 24.2 | 23.5 | 20.7 | 15.0 | 10.3 | 6.2 | 4.9 |
| FE | Ostellato | 5.1 | 10.0 | 14.0 | 17.0 | 21.5 | 24.2 | 23.7 | 20.7 | 15.1 | 10.4 | 6.2 | 5.0 |
| FE | Poggio Renatico | 5.4 | 10.2 | 14.0 | 17.0 | 21.5 | 24.2 | 23.9 | 20.6 | 15.1 | 10.3 | 6.4 | 5.2 |
| FE | Portomaggiore | 5.2 | 10.0 | 14.0 | 17.0 | 21.5 | 24.2 | 23.8 | 20.7 | 15.1 | 10.4 | 6.3 | 5.1 |
| FE | Sant'Agostino | 5.4 | 10.2 | 14.1 | 17.0 | 21.5 | 24.2 | 23.9 | 20.6 | 15.0 | 10.2 | 6.4 | 5.2 |
| | | | | | | | | | | | | | |
| FO | Bagno di Romagna | 5.6 | 9.9 | 13.7 | 17.0 | 21.3 | 23.8 | 23.7 | 20.6 | 15.0 | 10.1 | 6.2 | 5.3 |
| FO | Castrocaro Terme e Terra del S | 5.3 | 9.9 | 13.8 | 17.0 | 21.4 | 24.0 | 23.7 | 20.6 | 15.1 | 10.3 | 6.1 | 5.2 |
| FO | Cesena | 5.2 | 9.9 | 13.7 | 17.1 | 21.5 | 24.0 | 23.6 | 20.7 | 15.1 | 10.4 | 5.9 | 5.2 |
| FO | Cesenatico | 5.1 | 9.9 | 13.8 | 17.2 | 21.5 | 24.1 | 23.6 | 20.7 | 15.2 | 10.5 | 5.8 | 5.2 |
| FO | Forlì | 5.2 | 9.9 | 13.8 | 17.0 | 21.4 | 24.0 | 23.7 | 20.6 | 15.1 | 10.4 | 6.0 | 5.2 |
| FO | Forlimpopoli | 5.2 | 9.9 | 13.8 | 17.1 | 21.4 | 24.0 | 23.7 | 20.7 | 15.1 | 10.4 | 6.0 | 5.2 |
| FO | Gambettola | 5.2 | 9.9 | 13.7 | 17.1 | 21.5 | 24.0 | 23.6 | 20.7 | 15.2 | 10.5 | 5.9 | 5.2 |
| FO | Meldola | 5.3 | 9.9 | 13.8 | 17.0 | 21.4 | 24.0 | 23.7 | 20.6 | 15.1 | 10.3 | 6.0 | 5.2 |
| FO | Mercato Saraceno | 5.4 | 9.9 | 13.7 | 17.1 | 21.4 | 23.9 | 23.7 | 20.7 | 15.1 | 10.3 | 6.0 | 5.3 |
| FO | Predappio | 5.4 | 9.9 | 13.8 | 17.0 | 21.4 | 24.0 | 23.7 | 20.6 | 15.1 | 10.3 | 6.1 | 5.2 |
| FO | Savignano sul Rubicone | 5.2 | 9.9 | 13.7 | 17.2 | 21.5 | 24.0 | 23.6 | 20.7 | 15.2 | 10.5 | 5.8 | 5.2 |

| | gen | feb | mar | apr | mag | giu | lug | ago | set | ott | nov | dic |
|--------------------------|-----|------|------|------|------|------|------|------|------|------|-----|-----|
| MO Bomporto | 5.6 | 10.2 | 14.0 | 16.9 | 21.4 | 24.2 | 23.9 | 20.5 | 15.0 | 10.2 | 6.6 | 5.2 |
| MO Carpi | 5.6 | 10.2 | 14.1 | 16.9 | 21.4 | 24.1 | 23.9 | 20.5 | 14.9 | 10.1 | 6.6 | 5.1 |
| MO Castelfranco Emilia | 5.6 | 10.1 | 13.9 | 16.9 | 21.3 | 24.2 | 24.0 | 20.5 | 15.0 | 10.2 | 6.5 | 5.2 |
| MO Castelnuovo Rangone | 5.7 | 10.1 | 13.9 | 16.9 | 21.3 | 24.1 | 23.9 | 20.5 | 14.9 | 10.1 | 6.6 | 5.2 |
| MO Castelvetro di Modena | 5.7 | 10.1 | 13.9 | 16.8 | 21.3 | 24.1 | 23.9 | 20.4 | 14.9 | 10.1 | 6.6 | 5.2 |
| MO Cavezzo | 5.6 | 10.2 | 14.1 | 16.9 | 21.4 | 24.1 | 23.9 | 20.6 | 14.9 | 10.1 | 6.6 | 5.2 |
| MO Finale Emilia | 5.5 | 10.2 | 14.1 | 16.9 | 21.4 | 24.1 | 23.9 | 20.6 | 15.0 | 10.2 | 6.5 | 5.2 |
| MO Fiorano Modenese | 5.8 | 10.1 | 13.9 | 16.8 | 21.2 | 24.1 | 23.9 | 20.4 | 14.8 | 10.1 | 6.6 | 5.2 |
| MO Formigine | 5.7 | 10.1 | 13.9 | 16.8 | 21.3 | 24.1 | 23.9 | 20.4 | 14.9 | 10.1 | 6.6 | 5.2 |
| MO Maranello | 5.8 | 10.1 | 13.9 | 16.8 | 21.3 | 24.1 | 23.9 | 20.4 | 14.9 | 10.1 | 6.6 | 5.2 |
| MO Mirandola | 5.5 | 10.2 | 14.1 | 16.9 | 21.4 | 24.1 | 23.9 | 20.6 | 14.9 | 10.1 | 6.6 | 5.2 |
| MO Modena | 5.7 | 10.1 | 14.0 | 16.9 | 21.3 | 24.2 | 23.9 | 20.5 | 14.9 | 10.1 | 6.6 | 5.2 |
| MO Nonantola | 5.6 | 10.2 | 14.0 | 16.9 | 21.4 | 24.2 | 23.9 | 20.5 | 15.0 | 10.2 | 6.5 | 5.2 |
| MO Novi di Modena | 5.6 | 10.2 | 14.1 | 16.9 | 21.4 | 24.1 | 23.8 | 20.5 | 14.9 | 10.1 | 6.6 | 5.1 |
| MO Pavullo nel Frignano | 5.9 | 10.0 | 13.8 | 16.7 | 21.1 | 24.1 | 23.8 | 20.4 | 14.8 | 10.0 | 6.6 | 5.3 |
| MO San Felice sul Panaro | 5.5 | 10.2 | 14.1 | 16.9 | 21.4 | 24.1 | 23.9 | 20.6 | 15.0 | 10.2 | 6.5 | 5.2 |
| MO Sassuolo | 5.8 | 10.1 | 13.9 | 16.8 | 21.2 | 24.1 | 23.9 | 20.4 | 14.8 | 10.1 | 6.6 | 5.2 |
| MO Soliera | 5.6 | 10.2 | 14.0 | 16.9 | 21.4 | 24.2 | 23.9 | 20.5 | 14.9 | 10.1 | 6.6 | 5.2 |
| MO Spilamberto | 5.7 | 10.1 | 13.9 | 16.9 | 21.3 | 24.2 | 23.9 | 20.5 | 14.9 | 10.1 | 6.5 | 5.3 |
| MO Vignola | 5.7 | 10.1 | 13.9 | 16.9 | 21.3 | 24.1 | 23.9 | 20.5 | 14.9 | 10.1 | 6.5 | 5.3 |
| PC Borgonovo Val Tidone | 5.8 | 9.9 | 14.1 | 16.6 | 21.2 | 24.0 | 23.4 | 20.4 | 14.4 | 9.8 | 7.0 | 4.6 |
| PC Cadeo | 5.8 | 9.9 | 14.1 | 16.7 | 21.2 | 24.0 | 23.6 | 20.4 | 14.4 | 9.8 | 6.9 | 4.7 |
| PC Carpaneto Piacentino | 5.8 | 9.9 | 14.0 | 16.7 | 21.2 | 24.1 | 23.5 | 20.4 | 14.4 | 9.8 | 6.9 | 4.7 |
| PC Castel San Giovanni | 5.8 | 9.9 | 14.2 | 16.6 | 21.2 | 24.0 | 23.4 | 20.4 | 14.4 | 9.8 | 7.0 | 4.6 |
| PC Fiorenzuola d'Arda | 5.8 | 9.9 | 14.0 | 16.7 | 21.2 | 24.1 | 23.6 | 20.4 | 14.4 | 9.8 | 6.9 | 4.7 |
| PC Monticelli d'Ongina | 5.7 | 9.9 | 14.1 | 16.6 | 21.2 | 24.0 | 23.5 | 20.4 | 14.4 | 9.8 | 6.9 | 4.8 |
| PC Piacenza | 5.8 | 9.9 | 14.1 | 16.6 | 21.2 | 24.0 | 23.5 | 20.4 | 14.4 | 9.8 | 6.9 | 4.7 |
| PC Podenzano | 5.8 | 9.9 | 14.1 | 16.7 | 21.2 | 24.0 | 23.5 | 20.4 | 14.4 | 9.8 | 7.0 | 4.6 |
| PC Pontenure | 5.8 | 9.9 | 14.1 | 16.7 | 21.2 | 24.0 | 23.5 | 20.4 | 14.4 | 9.8 | 6.9 | 4.7 |
| PC Rottofreno | 5.8 | 9.9 | 14.1 | 16.6 | 21.2 | 24.0 | 23.4 | 20.4 | 14.4 | 9.8 | 7.0 | 4.6 |
| PR Borgo Val di Taro | 6.1 | 9.8 | 13.8 | 16.5 | 21.1 | 24.0 | 23.5 | 20.2 | 14.5 | 9.8 | 7.0 | 4.7 |
| PR Busseto | 5.7 | 9.9 | 14.1 | 16.7 | 21.2 | 24.0 | 23.6 | 20.4 | 14.5 | 9.9 | 6.9 | 4.8 |
| PR Collecchio | 5.8 | 10.0 | 13.9 | 16.7 | 21.2 | 24.1 | 23.7 | 20.4 | 14.6 | 9.9 | 6.8 | 4.9 |
| PR Colorno | 5.7 | 10.0 | 14.1 | 16.8 | 21.3 | 24.1 | 23.7 | 20.5 | 14.6 | 10.0 | 6.8 | 4.9 |
| PR Felino | 5.8 | 10.0 | 13.9 | 16.7 | 21.2 | 24.1 | 23.7 | 20.4 | 14.6 | 9.9 | 6.8 | 4.9 |
| PR Fidenza | 5.8 | 9.9 | 14.0 | 16.7 | 21.2 | 24.1 | 23.7 | 20.4 | 14.5 | 9.9 | 6.9 | 4.8 |
| PR Fontanellato | 5.8 | 10.0 | 14.0 | 16.8 | 21.3 | 24.1 | 23.7 | 20.4 | 14.5 | 9.9 | 6.8 | 4.8 |
| PR Fornovo di Taro | 5.9 | 9.9 | 13.9 | 16.7 | 21.2 | 24.1 | 23.7 | 20.3 | 14.5 | 9.9 | 6.9 | 4.8 |
| PR Langhirano | 5.9 | 10.0 | 13.9 | 16.7 | 21.2 | 24.1 | 23.7 | 20.3 | 14.6 | 9.9 | 6.8 | 4.9 |
| PR Noceto | 5.8 | 10.0 | 14.0 | 16.8 | 21.2 | 24.1 | 23.7 | 20.4 | 14.5 | 9.9 | 6.8 | 4.8 |
| PR Parma | 5.8 | 10.0 | 14.0 | 16.8 | 21.3 | 24.1 | 23.8 | 20.4 | 14.6 | 10.0 | 6.8 | 4.9 |
| PR Salsomaggiore Terme | 5.8 | 9.9 | 14.0 | 16.7 | 21.2 | 24.1 | 23.6 | 20.4 | 14.5 | 9.9 | 6.9 | 4.7 |
| PR Sorbolo | 5.7 | 10.1 | 14.1 | 16.8 | 21.3 | 24.1 | 23.8 | 20.5 | 14.7 | 10.0 | 6.8 | 5.0 |
| RA Alfonsine | 5.1 | 9.9 | 13.9 | 17.0 | 21.5 | 24.2 | 23.7 | 20.7 | 15.2 | 10.4 | 6.1 | 5.1 |
| RA Bagnacavallo | 5.2 | 9.9 | 13.9 | 17.0 | 21.5 | 24.2 | 23.7 | 20.7 | 15.2 | 10.4 | 6.1 | 5.1 |
| RA Brisighella | 5.4 | 9.9 | 13.8 | 17.0 | 21.4 | 24.0 | 23.8 | 20.6 | 15.1 | 10.2 | 6.2 | 5.2 |
| RA Castel Bolognese | 5.3 | 10.0 | 13.8 | 17.0 | 21.4 | 24.1 | 23.8 | 20.6 | 15.1 | 10.3 | 6.2 | 5.2 |

| | | gen | feb | mar | apr | mag | giu | lug | ago | set | ott | nov | dic |
|----|--------------------------|-----|------|------|------|------|------|------|------|------|------|-----|-----|
| RA | Cervia | 5.1 | 9.9 | 13.8 | 17.1 | 21.5 | 24.1 | 23.6 | 20.7 | 15.2 | 10.5 | 5.9 | 5.1 |
| RA | Conselice | 5.2 | 10.0 | 13.9 | 17.0 | 21.5 | 24.2 | 23.8 | 20.7 | 15.2 | 10.4 | 6.2 | 5.1 |
| RA | Faenza | 5.3 | 9.9 | 13.8 | 17.0 | 21.4 | 24.1 | 23.8 | 20.6 | 15.1 | 10.3 | 6.1 | 5.2 |
| RA | Fusignano | 5.2 | 10.0 | 13.9 | 17.0 | 21.5 | 24.2 | 23.7 | 20.7 | 15.2 | 10.4 | 6.1 | 5.1 |
| RA | Lugo | 5.2 | 10.0 | 13.9 | 17.0 | 21.5 | 24.2 | 23.8 | 20.7 | 15.2 | 10.4 | 6.1 | 5.1 |
| RA | Ravenna | 5.0 | 9.9 | 13.8 | 17.1 | 21.5 | 24.2 | 23.6 | 20.7 | 15.2 | 10.5 | 6.0 | 5.1 |
| RA | Riolo Terme | 5.4 | 10.0 | 13.8 | 17.0 | 21.4 | 24.1 | 23.8 | 20.6 | 15.1 | 10.3 | 6.2 | 5.2 |
| RA | Russi | 5.2 | 9.9 | 13.8 | 17.0 | 21.5 | 24.1 | 23.7 | 20.7 | 15.2 | 10.4 | 6.1 | 5.1 |
| RE | Albinea | 5.8 | 10.0 | 13.9 | 16.8 | 21.2 | 24.1 | 23.8 | 20.4 | 14.7 | 10.0 | 6.7 | 5.1 |
| RE | Casalgrande | 5.8 | 10.1 | 13.9 | 16.8 | 21.3 | 24.1 | 23.9 | 20.4 | 14.8 | 10.1 | 6.6 | 5.2 |
| RE | Castellarano | 5.8 | 10.0 | 13.9 | 16.8 | 21.2 | 24.1 | 23.9 | 20.4 | 14.8 | 10.0 | 6.6 | 5.2 |
| RE | Castelnovo di Sotto | 5.7 | 10.1 | 14.1 | 16.8 | 21.3 | 24.1 | 23.8 | 20.5 | 14.7 | 10.0 | 6.7 | 5.0 |
| RE | Castelnovo ne' Monti | 6.0 | 9.9 | 13.8 | 16.6 | 21.1 | 24.0 | 23.7 | 20.3 | 14.6 | 9.9 | 6.8 | 5.1 |
| RE | Cavriago | 5.8 | 10.1 | 14.0 | 16.8 | 21.3 | 24.1 | 23.8 | 20.4 | 14.7 | 10.0 | 6.7 | 5.0 |
| RE | Correggio | 5.7 | 10.1 | 14.0 | 16.9 | 21.3 | 24.1 | 23.9 | 20.5 | 14.8 | 10.1 | 6.7 | 5.1 |
| RE | Fabbrico | 5.6 | 10.2 | 14.1 | 16.9 | 21.3 | 24.1 | 23.8 | 20.5 | 14.8 | 10.1 | 6.7 | 5.1 |
| RE | Guastalla | 5.6 | 10.1 | 14.1 | 16.8 | 21.3 | 24.1 | 23.8 | 20.5 | 14.7 | 10.0 | 6.7 | 5.0 |
| RE | Novellara | 5.6 | 10.2 | 14.1 | 16.9 | 21.3 | 24.1 | 23.8 | 20.5 | 14.8 | 10.1 | 6.7 | 5.1 |
| RE | Quattro Castella | 5.8 | 10.0 | 13.9 | 16.8 | 21.2 | 24.1 | 23.8 | 20.4 | 14.7 | 10.0 | 6.7 | 5.0 |
| RE | Reggio nell'Emilia | 5.7 | 10.1 | 14.0 | 16.8 | 21.3 | 24.1 | 23.9 | 20.4 | 14.8 | 10.1 | 6.7 | 5.1 |
| RE | Reggiolo | 5.6 | 10.2 | 14.1 | 16.8 | 21.3 | 24.1 | 23.8 | 20.5 | 14.8 | 10.1 | 6.7 | 5.1 |
| RE | Rubiera | 5.7 | 10.1 | 14.0 | 16.9 | 21.3 | 24.1 | 23.9 | 20.5 | 14.8 | 10.1 | 6.6 | 5.2 |
| RE | Sant'Ilario d'Enza | 5.7 | 10.0 | 14.0 | 16.8 | 21.3 | 24.1 | 23.8 | 20.4 | 14.7 | 10.0 | 6.8 | 5.0 |
| RE | Scandiano | 5.8 | 10.1 | 13.9 | 16.8 | 21.3 | 24.1 | 23.9 | 20.4 | 14.8 | 10.1 | 6.7 | 5.1 |
| RN | Bellaria-Igea Marina | 5.2 | 9.9 | 13.7 | 17.2 | 21.5 | 24.0 | 23.6 | 20.7 | 15.2 | 10.5 | 5.8 | 5.2 |
| RN | Cattolica | 5.3 | 9.9 | 13.7 | 17.4 | 21.5 | 23.9 | 23.7 | 20.8 | 15.2 | 10.6 | 5.7 | 5.3 |
| RN | Coriano | 5.3 | 9.9 | 13.7 | 17.3 | 21.5 | 23.9 | 23.7 | 20.7 | 15.2 | 10.5 | 5.8 | 5.3 |
| RN | Riccione | 5.3 | 9.9 | 13.7 | 17.3 | 21.5 | 24.0 | 23.7 | 20.7 | 15.2 | 10.6 | 5.7 | 5.3 |
| RN | Rimini | 5.2 | 9.9 | 13.7 | 17.3 | 21.5 | 24.0 | 23.6 | 20.7 | 15.2 | 10.6 | 5.7 | 5.2 |
| RN | Santarcangelo di Romagna | 5.2 | 9.9 | 13.7 | 17.2 | 21.5 | 24.0 | 23.6 | 20.7 | 15.2 | 10.5 | 5.8 | 5.2 |

TOSCANA

| | | | | | | | | | | | | | |
|----|----------------------------|-----|------|------|------|------|------|------|------|------|------|-----|-----|
| AR | Anghiari | 5.9 | 9.9 | 13.8 | 17.0 | 21.3 | 23.6 | 23.8 | 20.7 | 15.0 | 10.1 | 6.4 | 5.5 |
| AR | Arezzo | 6.0 | 9.9 | 13.9 | 17.0 | 21.3 | 23.6 | 23.8 | 20.7 | 15.0 | 10.1 | 6.6 | 5.6 |
| AR | Bibbiena | 5.8 | 9.9 | 13.8 | 16.9 | 21.2 | 23.7 | 23.7 | 20.6 | 15.0 | 10.0 | 6.4 | 5.4 |
| AR | Castiglion Fiorentino | 6.2 | 9.9 | 14.0 | 17.1 | 21.3 | 23.6 | 23.9 | 20.7 | 15.1 | 10.1 | 6.7 | 5.7 |
| AR | Cavriglia | 6.1 | 9.9 | 14.0 | 16.9 | 21.2 | 23.8 | 23.9 | 20.7 | 15.0 | 10.0 | 6.8 | 5.5 |
| AR | Civitella in Val di Chiana | 6.1 | 9.9 | 14.0 | 17.0 | 21.3 | 23.7 | 23.9 | 20.7 | 15.0 | 10.1 | 6.8 | 5.6 |
| AR | Cortona | 6.2 | 10.0 | 14.0 | 17.2 | 21.4 | 23.6 | 24.0 | 20.7 | 15.1 | 10.1 | 6.7 | 5.7 |
| AR | Foiano della Chiana | 6.3 | 10.0 | 14.1 | 17.1 | 21.4 | 23.7 | 24.0 | 20.7 | 15.1 | 10.2 | 6.8 | 5.7 |
| AR | Monte San Savino | 6.2 | 9.9 | 14.0 | 17.0 | 21.3 | 23.7 | 23.9 | 20.7 | 15.1 | 10.1 | 6.8 | 5.7 |
| AR | Montevarchi | 6.1 | 9.9 | 13.9 | 16.9 | 21.2 | 23.8 | 23.9 | 20.7 | 15.0 | 10.0 | 6.8 | 5.5 |
| AR | Poppi | 5.8 | 9.9 | 13.8 | 16.9 | 21.2 | 23.7 | 23.8 | 20.6 | 15.0 | 10.0 | 6.5 | 5.4 |
| AR | San Giovanni Valdarno | 6.1 | 9.9 | 13.9 | 16.8 | 21.2 | 23.8 | 23.8 | 20.6 | 15.0 | 10.0 | 6.8 | 5.5 |
| AR | Sansepolcro | 5.8 | 9.9 | 13.8 | 17.1 | 21.3 | 23.6 | 23.8 | 20.7 | 15.0 | 10.1 | 6.3 | 5.5 |
| AR | Terranuova Bracciolini | 6.1 | 9.9 | 13.9 | 16.9 | 21.2 | 23.8 | 23.8 | 20.6 | 15.0 | 10.0 | 6.7 | 5.5 |

| | | gen | feb | mar | apr | mag | giu | lug | ago | set | ott | nov | dic |
|----|-----------------------------|-----|------|------|------|------|------|------|------|------|------|-----|-----|
| FI | Bagno a Ripoli | 6.0 | 9.9 | 13.9 | 16.7 | 21.2 | 23.9 | 23.8 | 20.6 | 15.0 | 9.9 | 6.8 | 5.4 |
| FI | Barberino di Mugello | 5.9 | 9.9 | 13.8 | 16.7 | 21.1 | 24.0 | 23.8 | 20.5 | 15.0 | 9.9 | 6.6 | 5.4 |
| FI | Borgo San Lorenzo | 5.8 | 9.9 | 13.8 | 16.7 | 21.2 | 23.9 | 23.8 | 20.6 | 15.0 | 9.9 | 6.6 | 5.4 |
| FI | Calenzano | 6.0 | 9.9 | 13.8 | 16.7 | 21.1 | 24.0 | 23.8 | 20.5 | 15.0 | 9.9 | 6.8 | 5.4 |
| FI | Campi Bisenzio | 6.1 | 9.9 | 13.8 | 16.7 | 21.2 | 24.0 | 23.9 | 20.5 | 15.0 | 9.9 | 6.8 | 5.4 |
| FI | Castelfiorentino | 6.2 | 9.9 | 14.0 | 16.8 | 21.3 | 24.1 | 24.0 | 20.6 | 15.0 | 10.0 | 7.0 | 5.4 |
| FI | Certaldo | 6.2 | 9.9 | 14.0 | 16.8 | 21.3 | 24.1 | 24.0 | 20.6 | 15.0 | 10.0 | 7.0 | 5.5 |
| FI | Empoli | 6.2 | 9.9 | 13.9 | 16.7 | 21.2 | 24.1 | 23.9 | 20.6 | 15.0 | 9.9 | 6.9 | 5.4 |
| FI | Fiesole | 6.0 | 9.9 | 13.8 | 16.7 | 21.1 | 23.9 | 23.8 | 20.6 | 15.0 | 9.9 | 6.7 | 5.4 |
| FI | Figline Valdarno | 6.0 | 9.9 | 13.9 | 16.8 | 21.2 | 23.8 | 23.8 | 20.6 | 15.0 | 10.0 | 6.8 | 5.5 |
| FI | Firenze | 6.0 | 9.9 | 13.9 | 16.7 | 21.2 | 24.0 | 23.9 | 20.6 | 15.0 | 9.9 | 6.8 | 5.4 |
| FI | Fucecchio | 6.2 | 9.9 | 13.9 | 16.7 | 21.3 | 24.1 | 23.9 | 20.5 | 14.9 | 10.0 | 6.9 | 5.4 |
| FI | Greve in Chianti | 6.1 | 9.9 | 14.0 | 16.8 | 21.2 | 23.9 | 23.9 | 20.6 | 15.0 | 10.0 | 6.9 | 5.5 |
| FI | Impruneta | 6.1 | 9.9 | 13.9 | 16.8 | 21.2 | 24.0 | 23.9 | 20.6 | 15.0 | 9.9 | 6.9 | 5.5 |
| FI | Incisa in Val d'Arno | 6.0 | 9.9 | 13.9 | 16.8 | 21.2 | 23.8 | 23.8 | 20.6 | 15.0 | 9.9 | 6.7 | 5.5 |
| FI | Lastra a Signa | 6.1 | 9.9 | 13.9 | 16.7 | 21.2 | 24.0 | 23.9 | 20.6 | 15.0 | 9.9 | 6.8 | 5.4 |
| FI | Montelupo Fiorentino | 6.1 | 9.9 | 13.9 | 16.7 | 21.2 | 24.1 | 23.9 | 20.6 | 15.0 | 9.9 | 6.9 | 5.4 |
| FI | Montespertoli | 6.2 | 9.9 | 14.0 | 16.8 | 21.2 | 24.0 | 23.9 | 20.6 | 15.0 | 10.0 | 6.9 | 5.4 |
| FI | Pelago | 5.9 | 9.9 | 13.8 | 16.8 | 21.2 | 23.8 | 23.8 | 20.6 | 15.0 | 9.9 | 6.6 | 5.4 |
| FI | Pontassieve | 5.9 | 9.9 | 13.8 | 16.7 | 21.2 | 23.9 | 23.8 | 20.6 | 15.0 | 9.9 | 6.7 | 5.4 |
| FI | Reggello | 6.0 | 9.9 | 13.9 | 16.8 | 21.2 | 23.8 | 23.8 | 20.6 | 15.0 | 10.0 | 6.7 | 5.5 |
| FI | Rufina | 5.9 | 9.9 | 13.8 | 16.8 | 21.2 | 23.9 | 23.8 | 20.6 | 15.0 | 9.9 | 6.6 | 5.4 |
| FI | San Casciano in Val di Pesa | 6.1 | 9.9 | 13.9 | 16.8 | 21.2 | 24.0 | 23.9 | 20.6 | 15.0 | 9.9 | 6.9 | 5.5 |
| FI | Scandicci | 6.1 | 9.9 | 13.9 | 16.7 | 21.2 | 24.0 | 23.9 | 20.6 | 15.0 | 9.9 | 6.8 | 5.4 |
| FI | Scarperia | 5.8 | 9.9 | 13.7 | 16.7 | 21.2 | 24.0 | 23.8 | 20.5 | 15.0 | 9.9 | 6.6 | 5.4 |
| FI | Sesto Fiorentino | 6.0 | 9.9 | 13.8 | 16.7 | 21.1 | 24.0 | 23.8 | 20.6 | 15.0 | 9.9 | 6.8 | 5.4 |
| FI | Signa | 6.1 | 9.9 | 13.9 | 16.7 | 21.2 | 24.0 | 23.9 | 20.6 | 15.0 | 9.9 | 6.9 | 5.4 |
| FI | Tavarnelle Val di Pesa | 6.2 | 9.9 | 14.0 | 16.8 | 21.3 | 24.0 | 23.9 | 20.6 | 15.0 | 10.0 | 7.0 | 5.5 |
| FI | Vinci | 6.1 | 9.9 | 13.9 | 16.7 | 21.2 | 24.1 | 23.9 | 20.5 | 14.9 | 9.9 | 6.9 | 5.4 |
| GR | Castiglione della Pescaia | 6.8 | 10.1 | 14.4 | 17.8 | 21.7 | 24.4 | 24.3 | 20.9 | 15.6 | 11.0 | 7.2 | 5.9 |
| GR | Follonica | 6.7 | 10.0 | 14.4 | 17.6 | 21.8 | 24.4 | 24.2 | 20.8 | 15.5 | 10.9 | 7.1 | 5.8 |
| GR | Gavorrano | 6.7 | 10.0 | 14.4 | 17.6 | 21.7 | 24.4 | 24.2 | 20.8 | 15.4 | 10.8 | 7.2 | 5.8 |
| GR | Grosseto | 6.8 | 10.2 | 14.4 | 17.7 | 21.7 | 24.3 | 24.2 | 21.0 | 15.5 | 10.9 | 7.2 | 6.0 |
| GR | Manciano | 6.9 | 10.4 | 14.4 | 17.9 | 21.7 | 24.1 | 24.3 | 21.2 | 15.5 | 10.8 | 7.2 | 6.2 |
| GR | Massa Marittima | 6.6 | 10.0 | 14.3 | 17.4 | 21.7 | 24.4 | 24.2 | 20.8 | 15.3 | 10.7 | 7.1 | 5.7 |
| GR | Monte Argentario | 7.0 | 10.4 | 14.5 | 18.2 | 21.7 | 24.3 | 24.3 | 21.1 | 15.8 | 11.3 | 7.3 | 6.2 |
| GR | Orbetello | 7.0 | 10.4 | 14.5 | 18.2 | 21.7 | 24.3 | 24.3 | 21.1 | 15.7 | 11.2 | 7.3 | 6.2 |
| GR | Roccastrada | 6.6 | 10.0 | 14.3 | 17.4 | 21.6 | 24.2 | 24.2 | 20.9 | 15.3 | 10.5 | 7.1 | 5.9 |
| LI | Campiglia Marittima | 6.6 | 9.9 | 14.3 | 17.5 | 21.8 | 24.4 | 24.2 | 20.7 | 15.4 | 10.8 | 7.1 | 5.6 |
| LI | Castagneto Carducci | 6.5 | 9.9 | 14.3 | 17.4 | 21.8 | 24.4 | 24.2 | 20.7 | 15.3 | 10.7 | 7.1 | 5.6 |
| LI | Cecina | 6.4 | 9.9 | 14.2 | 17.3 | 21.8 | 24.4 | 24.1 | 20.6 | 15.2 | 10.5 | 7.1 | 5.4 |
| LI | Collesalveti | 6.3 | 9.9 | 14.1 | 16.9 | 21.6 | 24.2 | 23.9 | 20.5 | 15.0 | 10.2 | 7.0 | 5.3 |
| LI | Livorno | 6.3 | 9.8 | 14.1 | 17.0 | 21.8 | 24.2 | 23.9 | 20.5 | 15.1 | 10.4 | 7.0 | 5.3 |
| LI | Piombino | 6.7 | 10.0 | 14.4 | 17.8 | 21.9 | 24.5 | 24.3 | 20.8 | 15.6 | 11.0 | 7.1 | 5.7 |
| LI | Portoferraio | 6.8 | 10.0 | 14.4 | 18.0 | 22.0 | 24.4 | 24.3 | 20.7 | 15.7 | 11.3 | 7.1 | 5.7 |
| LI | Rosignano Marittimo | 6.4 | 9.9 | 14.2 | 17.1 | 21.8 | 24.3 | 24.1 | 20.6 | 15.2 | 10.4 | 7.0 | 5.4 |

| | | gen | feb | mar | apr | mag | giu | lug | ago | set | ott | nov | dic |
|----|------------------------|-----|------|------|------|------|------|------|------|------|------|-----|-----|
| LU | Altopascio | 6.2 | 9.9 | 13.9 | 16.6 | 21.3 | 24.1 | 23.8 | 20.5 | 14.9 | 9.9 | 6.9 | 5.3 |
| LU | Barga | 6.1 | 9.9 | 13.7 | 16.5 | 21.1 | 24.0 | 23.7 | 20.3 | 14.7 | 9.8 | 6.8 | 5.2 |
| LU | Borgo a Mozzano | 6.2 | 9.9 | 13.8 | 16.5 | 21.2 | 24.0 | 23.7 | 20.3 | 14.7 | 9.9 | 6.9 | 5.2 |
| LU | Camaiore | 6.2 | 9.8 | 13.8 | 16.5 | 21.3 | 24.0 | 23.7 | 20.3 | 14.7 | 9.9 | 6.9 | 5.1 |
| LU | Capannori | 6.2 | 9.9 | 13.8 | 16.6 | 21.3 | 24.1 | 23.8 | 20.4 | 14.8 | 9.9 | 6.9 | 5.3 |
| LU | Lucca | 6.2 | 9.9 | 13.8 | 16.6 | 21.3 | 24.1 | 23.8 | 20.4 | 14.8 | 9.9 | 6.9 | 5.2 |
| LU | Massarosa | 6.2 | 9.8 | 13.8 | 16.6 | 21.3 | 24.1 | 23.7 | 20.4 | 14.8 | 10.0 | 6.9 | 5.2 |
| LU | Pietrasanta | 6.2 | 9.8 | 13.8 | 16.5 | 21.3 | 24.0 | 23.7 | 20.3 | 14.7 | 9.9 | 6.9 | 5.1 |
| LU | Seravezza | 6.2 | 9.8 | 13.8 | 16.5 | 21.2 | 24.0 | 23.6 | 20.3 | 14.7 | 9.9 | 6.9 | 5.1 |
| LU | Viareggio | 6.2 | 9.8 | 13.8 | 16.6 | 21.4 | 24.1 | 23.7 | 20.3 | 14.8 | 10.0 | 6.9 | 5.1 |
| MS | Aulla | 6.1 | 9.8 | 13.7 | 16.4 | 21.1 | 24.0 | 23.5 | 20.2 | 14.5 | 9.8 | 6.9 | 4.9 |
| MS | Carrara | 6.2 | 9.8 | 13.7 | 16.5 | 21.2 | 24.0 | 23.6 | 20.2 | 14.6 | 9.9 | 6.9 | 5.0 |
| MS | Fivizzano | 6.1 | 9.8 | 13.7 | 16.4 | 21.1 | 24.0 | 23.6 | 20.2 | 14.5 | 9.8 | 6.9 | 5.0 |
| MS | Massa | 6.2 | 9.8 | 13.8 | 16.5 | 21.2 | 24.0 | 23.6 | 20.2 | 14.7 | 9.9 | 6.9 | 5.0 |
| MS | Pontremoli | 6.1 | 9.8 | 13.7 | 16.4 | 21.1 | 24.0 | 23.5 | 20.2 | 14.5 | 9.8 | 6.9 | 4.8 |
| PI | Calci | 6.2 | 9.9 | 13.9 | 16.7 | 21.4 | 24.1 | 23.9 | 20.5 | 14.9 | 10.0 | 7.0 | 5.3 |
| PI | Cascina | 6.3 | 9.9 | 14.0 | 16.8 | 21.5 | 24.2 | 23.9 | 20.5 | 14.9 | 10.1 | 7.0 | 5.3 |
| PI | Castelfranco di Sotto | 6.2 | 9.9 | 14.0 | 16.7 | 21.3 | 24.1 | 23.9 | 20.5 | 15.0 | 10.0 | 7.0 | 5.4 |
| PI | Lari | 6.3 | 9.9 | 14.1 | 16.9 | 21.6 | 24.2 | 24.0 | 20.6 | 15.0 | 10.2 | 7.0 | 5.4 |
| PI | Pisa | 6.3 | 9.8 | 13.9 | 16.8 | 21.5 | 24.2 | 23.8 | 20.4 | 14.9 | 10.1 | 7.0 | 5.2 |
| PI | Pomarance | 6.4 | 9.9 | 14.2 | 17.1 | 21.6 | 24.3 | 24.1 | 20.7 | 15.2 | 10.3 | 7.1 | 5.6 |
| PI | Ponsacco | 6.3 | 9.9 | 14.0 | 16.8 | 21.5 | 24.2 | 23.9 | 20.5 | 15.0 | 10.1 | 7.0 | 5.3 |
| PI | Pontedera | 6.3 | 9.9 | 14.0 | 16.8 | 21.4 | 24.2 | 23.9 | 20.5 | 15.0 | 10.1 | 7.0 | 5.3 |
| PI | San Giuliano Terme | 6.2 | 9.8 | 13.9 | 16.7 | 21.4 | 24.1 | 23.8 | 20.4 | 14.9 | 10.0 | 7.0 | 5.2 |
| PI | San Miniato | 6.2 | 9.9 | 14.0 | 16.7 | 21.3 | 24.1 | 23.9 | 20.6 | 15.0 | 10.0 | 7.0 | 5.4 |
| PI | Santa Croce sull'Arno | 6.2 | 9.9 | 13.9 | 16.7 | 21.3 | 24.1 | 23.9 | 20.5 | 14.9 | 10.0 | 7.0 | 5.4 |
| PI | Santa Maria a Monte | 6.2 | 9.9 | 14.0 | 16.7 | 21.4 | 24.1 | 23.9 | 20.5 | 14.9 | 10.0 | 7.0 | 5.3 |
| PI | Vecchiano | 6.2 | 9.8 | 13.9 | 16.7 | 21.4 | 24.1 | 23.8 | 20.4 | 14.8 | 10.0 | 7.0 | 5.2 |
| PI | Volterra | 6.4 | 9.9 | 14.2 | 17.0 | 21.5 | 24.2 | 24.1 | 20.7 | 15.1 | 10.2 | 7.1 | 5.5 |
| PO | Montemurlo | 6.0 | 9.9 | 13.8 | 16.6 | 21.1 | 24.0 | 23.8 | 20.5 | 14.9 | 9.9 | 6.8 | 5.4 |
| PO | Prato | 6.0 | 9.9 | 13.8 | 16.7 | 21.1 | 24.0 | 23.8 | 20.5 | 14.9 | 9.9 | 6.8 | 5.4 |
| PT | Agliana | 6.1 | 9.9 | 13.8 | 16.6 | 21.1 | 24.0 | 23.8 | 20.5 | 14.9 | 9.9 | 6.8 | 5.4 |
| PT | Monsummano Terme | 6.1 | 9.9 | 13.8 | 16.6 | 21.2 | 24.1 | 23.8 | 20.5 | 14.9 | 9.9 | 6.9 | 5.3 |
| PT | Montecatini Terme | 6.1 | 9.9 | 13.8 | 16.6 | 21.2 | 24.1 | 23.8 | 20.4 | 14.9 | 9.9 | 6.9 | 5.3 |
| PT | Pescia | 6.2 | 9.9 | 13.8 | 16.6 | 21.2 | 24.1 | 23.8 | 20.4 | 14.8 | 9.9 | 6.9 | 5.3 |
| PT | Pistoia | 6.1 | 9.9 | 13.8 | 16.6 | 21.1 | 24.0 | 23.8 | 20.5 | 14.9 | 9.9 | 6.8 | 5.4 |
| PT | Quarrata | 6.1 | 9.9 | 13.8 | 16.6 | 21.2 | 24.0 | 23.9 | 20.5 | 14.9 | 9.9 | 6.8 | 5.4 |
| PT | San Marcello Pistoiese | 6.1 | 9.9 | 13.8 | 16.6 | 21.1 | 24.0 | 23.8 | 20.4 | 14.8 | 9.9 | 6.8 | 5.3 |
| PT | Serravalle Pistoiese | 6.1 | 9.9 | 13.8 | 16.6 | 21.2 | 24.1 | 23.8 | 20.5 | 14.9 | 9.9 | 6.8 | 5.3 |
| SI | Abbadia San Salvatore | 6.6 | 10.1 | 14.3 | 17.5 | 21.6 | 23.9 | 24.2 | 21.0 | 15.3 | 10.5 | 7.1 | 6.0 |
| SI | Asciano | 6.3 | 10.0 | 14.1 | 17.1 | 21.4 | 23.8 | 24.0 | 20.8 | 15.1 | 10.2 | 7.0 | 5.8 |
| SI | Castelnuovo Berardenga | 6.3 | 9.9 | 14.1 | 17.0 | 21.3 | 23.9 | 24.0 | 20.7 | 15.1 | 10.1 | 6.9 | 5.7 |
| SI | Chianciano Terme | 6.4 | 10.0 | 14.2 | 17.3 | 21.5 | 23.7 | 24.1 | 20.8 | 15.2 | 10.3 | 7.0 | 5.9 |
| SI | Chiusi | 6.5 | 10.1 | 14.2 | 17.4 | 21.5 | 23.7 | 24.1 | 20.9 | 15.2 | 10.3 | 7.0 | 5.9 |
| SI | Colle di Val d'Elsa | 6.3 | 9.9 | 14.1 | 16.9 | 21.4 | 24.1 | 24.0 | 20.7 | 15.1 | 10.1 | 7.0 | 5.6 |
| SI | Montalcino | 6.5 | 10.0 | 14.3 | 17.3 | 21.5 | 24.0 | 24.1 | 20.9 | 15.2 | 10.4 | 7.1 | 5.9 |

| | | gen | feb | mar | apr | mag | giu | lug | ago | set | ott | nov | dic |
|----|-------------------|-----|------|------|------|------|------|------|------|------|------|-----|-----|
| SI | Montepulciano | 6.4 | 10.0 | 14.2 | 17.3 | 21.4 | 23.7 | 24.1 | 20.8 | 15.2 | 10.3 | 7.0 | 5.9 |
| SI | Monteriggioni | 6.3 | 9.9 | 14.1 | 17.0 | 21.4 | 24.1 | 24.0 | 20.7 | 15.1 | 10.1 | 7.0 | 5.6 |
| SI | Monteroni d'Arbia | 6.4 | 10.0 | 14.2 | 17.1 | 21.4 | 24.0 | 24.0 | 20.8 | 15.1 | 10.2 | 7.0 | 5.7 |
| SI | Poggibonsi | 6.3 | 9.9 | 14.1 | 16.9 | 21.3 | 24.1 | 24.0 | 20.7 | 15.1 | 10.1 | 7.0 | 5.5 |
| SI | San Gimignano | 6.3 | 9.9 | 14.1 | 16.9 | 21.4 | 24.1 | 24.0 | 20.7 | 15.1 | 10.1 | 7.0 | 5.5 |
| SI | Siena | 6.3 | 9.9 | 14.1 | 17.0 | 21.4 | 24.0 | 24.0 | 20.7 | 15.1 | 10.2 | 7.0 | 5.7 |
| SI | Sinalunga | 6.3 | 10.0 | 14.1 | 17.1 | 21.4 | 23.7 | 24.0 | 20.8 | 15.1 | 10.2 | 6.9 | 5.8 |
| SI | Sovicille | 6.4 | 9.9 | 14.2 | 17.1 | 21.4 | 24.1 | 24.1 | 20.7 | 15.1 | 10.2 | 7.1 | 5.7 |

UMBRIA

| | | | | | | | | | | | | | |
|----|----------------------|-----|------|------|------|------|------|------|------|------|------|-----|-----|
| PG | Assisi | 6.3 | 10.0 | 13.8 | 17.4 | 21.3 | 23.5 | 24.0 | 20.7 | 15.1 | 10.4 | 6.6 | 5.8 |
| PG | Bastia | 6.3 | 10.0 | 13.9 | 17.4 | 21.3 | 23.5 | 24.0 | 20.8 | 15.1 | 10.3 | 6.7 | 5.8 |
| PG | Castiglione del Lago | 6.4 | 10.0 | 14.1 | 17.3 | 21.4 | 23.6 | 24.1 | 20.8 | 15.2 | 10.2 | 6.8 | 5.8 |
| PG | Città della Pieve | 6.5 | 10.1 | 14.2 | 17.4 | 21.5 | 23.7 | 24.2 | 20.9 | 15.2 | 10.3 | 7.0 | 6.0 |
| PG | Città di Castello | 6.0 | 9.9 | 13.8 | 17.2 | 21.3 | 23.6 | 23.8 | 20.7 | 15.0 | 10.2 | 6.4 | 5.5 |
| PG | Corciano | 6.3 | 10.0 | 14.0 | 17.3 | 21.4 | 23.5 | 24.0 | 20.8 | 15.1 | 10.2 | 6.7 | 5.8 |
| PG | Deruta | 6.5 | 10.1 | 14.0 | 17.4 | 21.4 | 23.5 | 24.1 | 20.8 | 15.2 | 10.3 | 6.8 | 5.9 |
| PG | Foligno | 6.4 | 10.1 | 13.8 | 17.4 | 21.2 | 23.4 | 24.0 | 20.8 | 15.1 | 10.4 | 6.7 | 5.9 |
| PG | Gualdo Cattaneo | 6.5 | 10.1 | 13.9 | 17.4 | 21.3 | 23.5 | 24.1 | 20.8 | 15.2 | 10.4 | 6.8 | 5.9 |
| PG | Gualdo Tadino | 6.1 | 10.0 | 13.7 | 17.5 | 21.2 | 23.5 | 23.9 | 20.7 | 15.1 | 10.4 | 6.4 | 5.6 |
| PG | Gubbio | 6.0 | 9.9 | 13.7 | 17.4 | 21.3 | 23.5 | 23.9 | 20.7 | 15.1 | 10.3 | 6.3 | 5.6 |
| PG | Magione | 6.3 | 10.0 | 14.0 | 17.3 | 21.4 | 23.5 | 24.0 | 20.8 | 15.1 | 10.2 | 6.8 | 5.8 |
| PG | Marsciano | 6.5 | 10.1 | 14.1 | 17.4 | 21.4 | 23.6 | 24.1 | 20.9 | 15.2 | 10.3 | 6.9 | 6.0 |
| PG | Montefalco | 6.5 | 10.1 | 13.9 | 17.4 | 21.2 | 23.5 | 24.1 | 20.8 | 15.1 | 10.4 | 6.8 | 5.9 |
| PG | Nocera Umbra | 6.2 | 10.0 | 13.7 | 17.5 | 21.2 | 23.5 | 23.9 | 20.7 | 15.1 | 10.4 | 6.5 | 5.7 |
| PG | Panicale | 6.5 | 10.1 | 14.1 | 17.4 | 21.5 | 23.6 | 24.1 | 20.8 | 15.2 | 10.3 | 6.9 | 5.9 |
| PG | Perugia | 6.3 | 10.0 | 13.9 | 17.3 | 21.4 | 23.5 | 24.0 | 20.8 | 15.1 | 10.3 | 6.7 | 5.8 |
| PG | Spoleto | 6.6 | 10.2 | 13.9 | 17.4 | 21.1 | 23.5 | 24.1 | 20.8 | 15.2 | 10.5 | 6.9 | 6.0 |
| PG | Todi | 6.7 | 10.2 | 14.1 | 17.5 | 21.4 | 23.6 | 24.2 | 20.9 | 15.2 | 10.4 | 7.0 | 6.1 |
| PG | Torgiano | 6.4 | 10.1 | 14.0 | 17.4 | 21.4 | 23.5 | 24.1 | 20.8 | 15.2 | 10.3 | 6.8 | 5.9 |
| PG | Trevi | 6.5 | 10.1 | 13.8 | 17.4 | 21.1 | 23.4 | 24.0 | 20.8 | 15.1 | 10.5 | 6.8 | 5.9 |
| PG | Umbertide | 6.1 | 10.0 | 13.8 | 17.3 | 21.4 | 23.5 | 23.9 | 20.7 | 15.1 | 10.2 | 6.5 | 5.7 |

| | | | | | | | | | | | | | |
|----|---------|-----|------|------|------|------|------|------|------|------|------|-----|-----|
| TR | Amelia | 6.9 | 10.4 | 14.2 | 17.6 | 21.4 | 23.7 | 24.2 | 21.0 | 15.3 | 10.6 | 7.1 | 6.2 |
| TR | Narni | 6.9 | 10.4 | 14.2 | 17.5 | 21.3 | 23.7 | 24.2 | 21.0 | 15.3 | 10.6 | 7.1 | 6.2 |
| TR | Orvieto | 6.8 | 10.3 | 14.3 | 17.6 | 21.5 | 23.8 | 24.2 | 21.0 | 15.3 | 10.5 | 7.1 | 6.1 |
| TR | Terni | 6.8 | 10.3 | 14.0 | 17.5 | 21.2 | 23.6 | 24.2 | 20.9 | 15.3 | 10.5 | 7.0 | 6.1 |

MARCHE

| | | | | | | | | | | | | | |
|----|---------------------|-----|-----|------|------|------|------|------|------|------|------|-----|-----|
| AN | Ancona | 5.6 | 9.9 | 13.7 | 18.0 | 21.5 | 24.0 | 24.1 | 20.9 | 15.5 | 10.7 | 5.9 | 5.3 |
| AN | Arcevia | 5.7 | 9.9 | 13.6 | 17.7 | 21.4 | 23.6 | 23.9 | 20.7 | 15.1 | 10.5 | 6.0 | 5.4 |
| AN | Camerano | 5.6 | 9.9 | 13.6 | 18.0 | 21.5 | 24.0 | 24.2 | 20.9 | 15.5 | 10.8 | 5.9 | 5.4 |
| AN | Castelfidardo | 5.7 | 9.9 | 13.6 | 18.0 | 21.5 | 23.9 | 24.2 | 20.8 | 15.5 | 10.8 | 6.0 | 5.4 |
| AN | Chiaravalle | 5.6 | 9.9 | 13.6 | 17.9 | 21.5 | 23.9 | 24.1 | 20.8 | 15.4 | 10.7 | 5.9 | 5.4 |
| AN | Corinaldo | 5.6 | 9.9 | 13.6 | 17.7 | 21.5 | 23.8 | 23.9 | 20.8 | 15.2 | 10.6 | 5.8 | 5.3 |
| AN | Fabriano | 5.9 | 9.9 | 13.6 | 17.6 | 21.3 | 23.5 | 23.9 | 20.7 | 15.1 | 10.5 | 6.2 | 5.5 |
| AN | Falconara Marittima | 5.6 | 9.9 | 13.6 | 17.9 | 21.5 | 23.9 | 24.1 | 20.9 | 15.4 | 10.7 | 5.9 | 5.3 |

| | | gen | feb | mar | apr | mag | giu | lug | ago | set | ott | nov | dic |
|----|--------------------------|-----|------|------|------|------|------|------|------|------|------|-----|-----|
| AN | Jesi | 5.7 | 9.9 | 13.6 | 17.9 | 21.4 | 23.8 | 24.0 | 20.8 | 15.3 | 10.7 | 5.9 | 5.4 |
| AN | Loreto | 5.7 | 9.9 | 13.6 | 18.1 | 21.5 | 23.9 | 24.2 | 20.8 | 15.5 | 10.8 | 6.0 | 5.4 |
| AN | Maiolati Spontini | 5.7 | 9.9 | 13.6 | 17.8 | 21.4 | 23.7 | 24.0 | 20.7 | 15.2 | 10.6 | 6.0 | 5.4 |
| AN | Montemarciano | 5.6 | 9.9 | 13.6 | 17.9 | 21.5 | 23.9 | 24.1 | 20.8 | 15.4 | 10.7 | 5.8 | 5.3 |
| AN | Osimo | 5.7 | 9.9 | 13.6 | 18.0 | 21.5 | 23.9 | 24.1 | 20.8 | 15.4 | 10.8 | 6.0 | 5.4 |
| AN | Ostra | 5.6 | 9.9 | 13.6 | 17.8 | 21.5 | 23.8 | 24.0 | 20.8 | 15.3 | 10.7 | 5.9 | 5.3 |
| AN | Sassoferrato | 5.8 | 9.9 | 13.6 | 17.6 | 21.3 | 23.6 | 23.9 | 20.7 | 15.1 | 10.5 | 6.1 | 5.5 |
| AN | Senigallia | 5.5 | 9.9 | 13.6 | 17.8 | 21.5 | 23.9 | 24.0 | 20.9 | 15.3 | 10.7 | 5.8 | 5.3 |
| AP | Ascoli Piceno | 6.2 | 9.9 | 13.5 | 18.0 | 21.1 | 23.6 | 24.1 | 20.6 | 15.3 | 10.8 | 6.4 | 5.7 |
| AP | Fermo | 5.9 | 9.9 | 13.6 | 18.1 | 21.5 | 23.9 | 24.2 | 20.7 | 15.5 | 10.8 | 6.2 | 5.5 |
| AP | Folignano | 6.2 | 10.0 | 13.5 | 18.0 | 21.1 | 23.6 | 24.1 | 20.6 | 15.4 | 10.8 | 6.4 | 5.7 |
| AP | Grottammare | 6.1 | 9.9 | 13.6 | 18.1 | 21.5 | 23.9 | 24.2 | 20.7 | 15.6 | 10.9 | 6.3 | 5.6 |
| AP | Montegiorgio | 6.0 | 9.9 | 13.5 | 18.0 | 21.3 | 23.7 | 24.1 | 20.7 | 15.4 | 10.8 | 6.2 | 5.5 |
| AP | Montegranaro | 5.9 | 9.9 | 13.6 | 18.1 | 21.4 | 23.9 | 24.2 | 20.7 | 15.5 | 10.8 | 6.1 | 5.5 |
| AP | Monteprandone | 6.1 | 9.9 | 13.6 | 18.1 | 21.4 | 23.8 | 24.2 | 20.7 | 15.5 | 10.9 | 6.3 | 5.6 |
| AP | Offida | 6.1 | 9.9 | 13.5 | 18.1 | 21.3 | 23.7 | 24.1 | 20.7 | 15.4 | 10.8 | 6.3 | 5.6 |
| AP | Porto San Giorgio | 5.9 | 9.9 | 13.6 | 18.1 | 21.5 | 23.9 | 24.2 | 20.8 | 15.6 | 10.8 | 6.2 | 5.5 |
| AP | Porto Sant'Elpidio | 5.9 | 9.9 | 13.6 | 18.1 | 21.5 | 24.0 | 24.2 | 20.8 | 15.6 | 10.8 | 6.1 | 5.5 |
| AP | San Benedetto del Tronto | 6.1 | 9.9 | 13.6 | 18.1 | 21.5 | 23.9 | 24.2 | 20.7 | 15.6 | 10.9 | 6.3 | 5.6 |
| AP | Sant'Elpidio a Mare | 5.9 | 9.9 | 13.6 | 18.1 | 21.5 | 23.9 | 24.2 | 20.8 | 15.5 | 10.8 | 6.1 | 5.5 |
| MC | Camerino | 6.1 | 9.9 | 13.6 | 17.7 | 21.1 | 23.5 | 23.9 | 20.7 | 15.1 | 10.6 | 6.3 | 5.6 |
| MC | Cingoli | 5.8 | 9.9 | 13.6 | 17.9 | 21.3 | 23.7 | 24.0 | 20.7 | 15.2 | 10.7 | 6.0 | 5.4 |
| MC | Civitanova Marche | 5.8 | 9.9 | 13.6 | 18.1 | 21.5 | 24.0 | 24.2 | 20.8 | 15.6 | 10.8 | 6.1 | 5.5 |
| MC | Corridonia | 5.9 | 9.9 | 13.6 | 18.0 | 21.4 | 23.8 | 24.1 | 20.7 | 15.4 | 10.8 | 6.1 | 5.5 |
| MC | Macerata | 5.8 | 9.9 | 13.6 | 18.0 | 21.4 | 23.8 | 24.1 | 20.7 | 15.3 | 10.7 | 6.1 | 5.5 |
| MC | Matelica | 6.0 | 9.9 | 13.6 | 17.7 | 21.2 | 23.5 | 23.9 | 20.7 | 15.1 | 10.6 | 6.2 | 5.5 |
| MC | Montecassiano | 5.8 | 9.9 | 13.6 | 18.0 | 21.4 | 23.8 | 24.1 | 20.8 | 15.4 | 10.7 | 6.0 | 5.4 |
| MC | Morrovalle | 5.8 | 9.9 | 13.6 | 18.1 | 21.5 | 23.9 | 24.2 | 20.8 | 15.5 | 10.8 | 6.1 | 5.4 |
| MC | Potenza Picena | 5.8 | 9.9 | 13.6 | 18.1 | 21.5 | 23.9 | 24.2 | 20.8 | 15.5 | 10.8 | 6.0 | 5.4 |
| MC | Recanati | 5.7 | 9.9 | 13.6 | 18.0 | 21.5 | 23.9 | 24.1 | 20.8 | 15.5 | 10.8 | 6.0 | 5.4 |
| MC | San Severino Marche | 6.0 | 9.9 | 13.6 | 17.8 | 21.2 | 23.6 | 24.0 | 20.7 | 15.2 | 10.6 | 6.2 | 5.5 |
| MC | Tolentino | 5.9 | 9.9 | 13.6 | 17.9 | 21.2 | 23.6 | 24.0 | 20.7 | 15.2 | 10.7 | 6.2 | 5.5 |
| MC | Treia | 5.8 | 9.9 | 13.6 | 17.9 | 21.3 | 23.7 | 24.0 | 20.7 | 15.3 | 10.7 | 6.1 | 5.5 |
| PS | Cagli | 5.7 | 9.9 | 13.7 | 17.4 | 21.4 | 23.6 | 23.8 | 20.7 | 15.1 | 10.4 | 6.1 | 5.4 |
| PS | Cartoceto | 5.5 | 9.9 | 13.6 | 17.6 | 21.5 | 23.8 | 23.8 | 20.8 | 15.2 | 10.6 | 5.8 | 5.3 |
| PS | Fano | 5.4 | 9.9 | 13.7 | 17.6 | 21.5 | 23.9 | 23.9 | 20.8 | 15.3 | 10.7 | 5.7 | 5.3 |
| PS | Fermignano | 5.6 | 9.9 | 13.7 | 17.4 | 21.4 | 23.7 | 23.8 | 20.7 | 15.1 | 10.4 | 5.9 | 5.4 |
| PS | Fossombrone | 5.6 | 9.9 | 13.6 | 17.5 | 21.4 | 23.7 | 23.8 | 20.7 | 15.1 | 10.5 | 5.9 | 5.3 |
| PS | Gabicce Mare | 5.3 | 9.9 | 13.7 | 17.4 | 21.5 | 23.9 | 23.7 | 20.8 | 15.2 | 10.6 | 5.7 | 5.3 |
| PS | Mondolfo | 5.5 | 9.9 | 13.6 | 17.7 | 21.5 | 23.9 | 23.9 | 20.8 | 15.3 | 10.7 | 5.8 | 5.3 |
| PS | Novafeltria | 5.4 | 9.9 | 13.7 | 17.1 | 21.4 | 23.8 | 23.7 | 20.7 | 15.1 | 10.3 | 5.9 | 5.3 |
| PS | Pergola | 5.7 | 9.9 | 13.6 | 17.6 | 21.4 | 23.7 | 23.8 | 20.7 | 15.1 | 10.5 | 6.0 | 5.4 |
| PS | Pesaro | 5.4 | 9.9 | 13.7 | 17.5 | 21.5 | 23.9 | 23.8 | 20.8 | 15.2 | 10.6 | 5.7 | 5.3 |
| PS | Sant'Angelo in Lizzola | 5.4 | 9.9 | 13.7 | 17.5 | 21.5 | 23.8 | 23.8 | 20.8 | 15.2 | 10.6 | 5.8 | 5.3 |
| PS | Urbania | 5.6 | 9.9 | 13.7 | 17.3 | 21.4 | 23.7 | 23.7 | 20.7 | 15.1 | 10.3 | 6.0 | 5.4 |
| PS | Urbino | 5.5 | 9.9 | 13.7 | 17.4 | 21.4 | 23.7 | 23.7 | 20.7 | 15.1 | 10.4 | 5.9 | 5.3 |

| | | gen | feb | mar | apr | mag | giu | lug | ago | set | ott | nov | dic |
|--------------|----------------------------|-----|------|------|------|------|------|------|------|------|------|-----|-----|
| LAZIO | | | | | | | | | | | | | |
| FR | Alatri | 7.1 | 10.6 | 13.9 | 17.7 | 21.0 | 23.7 | 24.3 | 20.9 | 15.5 | 10.9 | 7.1 | 6.5 |
| FR | Anagni | 7.1 | 10.6 | 14.0 | 17.7 | 21.1 | 23.7 | 24.3 | 21.0 | 15.5 | 10.9 | 7.1 | 6.4 |
| FR | Aquino | 7.1 | 10.7 | 13.9 | 17.9 | 21.0 | 23.9 | 24.2 | 21.0 | 15.6 | 11.0 | 7.1 | 6.6 |
| FR | Cassino | 7.0 | 10.7 | 13.9 | 18.0 | 21.0 | 23.9 | 24.2 | 20.9 | 15.6 | 11.0 | 7.1 | 6.6 |
| FR | Castro dei Volsci | 7.1 | 10.7 | 14.1 | 17.9 | 21.1 | 23.8 | 24.3 | 21.1 | 15.7 | 11.0 | 7.2 | 6.6 |
| FR | Ceccano | 7.1 | 10.7 | 14.1 | 17.8 | 21.1 | 23.8 | 24.3 | 21.1 | 15.6 | 11.0 | 7.2 | 6.6 |
| FR | Ceprano | 7.1 | 10.7 | 14.0 | 17.8 | 21.0 | 23.8 | 24.3 | 21.0 | 15.6 | 11.0 | 7.1 | 6.6 |
| FR | Ferentino | 7.1 | 10.7 | 14.0 | 17.7 | 21.1 | 23.7 | 24.3 | 21.0 | 15.5 | 10.9 | 7.1 | 6.5 |
| FR | Fiuggi | 7.1 | 10.6 | 13.9 | 17.6 | 21.0 | 23.6 | 24.3 | 21.0 | 15.5 | 10.9 | 7.1 | 6.4 |
| FR | Frosinone | 7.1 | 10.7 | 14.0 | 17.8 | 21.1 | 23.8 | 24.3 | 21.0 | 15.6 | 11.0 | 7.1 | 6.5 |
| FR | Isola del Liri | 7.0 | 10.6 | 13.8 | 17.7 | 20.9 | 23.7 | 24.2 | 20.9 | 15.5 | 10.9 | 7.0 | 6.5 |
| FR | Monte San Giovanni Campano | 7.1 | 10.6 | 13.9 | 17.8 | 21.0 | 23.7 | 24.2 | 21.0 | 15.5 | 10.9 | 7.1 | 6.5 |
| FR | Pontecorvo | 7.1 | 10.7 | 14.0 | 17.9 | 21.1 | 23.9 | 24.2 | 21.1 | 15.7 | 11.0 | 7.1 | 6.7 |
| FR | Roccasecca | 7.1 | 10.7 | 13.9 | 17.9 | 21.0 | 23.8 | 24.2 | 21.0 | 15.6 | 11.0 | 7.1 | 6.6 |
| FR | Sant'Elia Fiumerapido | 7.0 | 10.7 | 13.8 | 18.0 | 21.0 | 23.9 | 24.2 | 20.9 | 15.6 | 10.9 | 7.1 | 6.6 |
| FR | Sora | 7.0 | 10.6 | 13.8 | 17.7 | 20.9 | 23.7 | 24.2 | 20.8 | 15.5 | 10.9 | 7.0 | 6.4 |
| FR | Veroli | 7.1 | 10.6 | 13.9 | 17.7 | 21.0 | 23.7 | 24.2 | 20.9 | 15.5 | 10.9 | 7.1 | 6.5 |
| | | | | | | | | | | | | | |
| LT | Aprilia | 7.2 | 10.8 | 14.5 | 18.3 | 21.6 | 24.0 | 24.4 | 21.3 | 15.9 | 11.2 | 7.4 | 6.4 |
| LT | Castelforte | 7.1 | 10.7 | 14.1 | 18.1 | 21.2 | 24.0 | 24.3 | 21.1 | 15.8 | 11.1 | 7.2 | 6.8 |
| LT | Cisterna di Latina | 7.2 | 10.7 | 14.4 | 18.1 | 21.4 | 24.0 | 24.4 | 21.3 | 15.8 | 11.1 | 7.3 | 6.5 |
| LT | Cori | 7.2 | 10.7 | 14.3 | 18.0 | 21.4 | 23.9 | 24.4 | 21.2 | 15.7 | 11.1 | 7.3 | 6.5 |
| LT | Fondi | 7.2 | 10.7 | 14.2 | 18.0 | 21.2 | 24.0 | 24.3 | 21.2 | 15.8 | 11.2 | 7.2 | 6.7 |
| LT | Formia | 7.2 | 10.7 | 14.3 | 18.2 | 21.3 | 24.1 | 24.3 | 21.2 | 15.9 | 11.2 | 7.2 | 6.8 |
| LT | Gaeta | 7.2 | 10.8 | 14.3 | 18.2 | 21.3 | 24.1 | 24.3 | 21.3 | 15.9 | 11.3 | 7.3 | 6.8 |
| LT | Itri | 7.2 | 10.7 | 14.3 | 18.1 | 21.3 | 24.0 | 24.3 | 21.2 | 15.9 | 11.2 | 7.2 | 6.8 |
| LT | Latina | 7.2 | 10.7 | 14.4 | 18.2 | 21.5 | 24.0 | 24.5 | 21.3 | 15.9 | 11.2 | 7.3 | 6.5 |
| LT | Minturno | 7.1 | 10.7 | 14.2 | 18.1 | 21.2 | 24.1 | 24.3 | 21.2 | 15.8 | 11.1 | 7.2 | 6.8 |
| LT | Pontinia | 7.2 | 10.7 | 14.4 | 18.1 | 21.4 | 24.0 | 24.4 | 21.3 | 15.9 | 11.2 | 7.3 | 6.6 |
| LT | Priverno | 7.2 | 10.7 | 14.2 | 18.0 | 21.3 | 23.9 | 24.4 | 21.2 | 15.8 | 11.1 | 7.2 | 6.6 |
| LT | Sabaudia | 7.2 | 10.7 | 14.5 | 18.3 | 21.5 | 24.1 | 24.5 | 21.4 | 16.1 | 11.3 | 7.3 | 6.7 |
| LT | San Felice Circeo | 7.2 | 10.7 | 14.5 | 18.4 | 21.5 | 24.1 | 24.5 | 21.4 | 16.1 | 11.4 | 7.3 | 6.7 |
| LT | Sermoneta | 7.2 | 10.7 | 14.3 | 18.0 | 21.4 | 23.9 | 24.4 | 21.2 | 15.8 | 11.1 | 7.3 | 6.5 |
| LT | Sezze | 7.2 | 10.7 | 14.3 | 18.0 | 21.3 | 23.9 | 24.4 | 21.2 | 15.8 | 11.1 | 7.3 | 6.6 |
| LT | Sonnino | 7.2 | 10.7 | 14.2 | 18.0 | 21.3 | 24.0 | 24.4 | 21.2 | 15.8 | 11.2 | 7.2 | 6.7 |
| LT | Terracina | 7.2 | 10.7 | 14.4 | 18.2 | 21.4 | 24.1 | 24.4 | 21.3 | 16.0 | 11.3 | 7.3 | 6.8 |
| | | | | | | | | | | | | | |
| RI | Fara in Sabina | 7.0 | 10.6 | 14.1 | 17.6 | 21.2 | 23.7 | 24.2 | 21.0 | 15.4 | 10.7 | 7.1 | 6.2 |
| RI | Rieti | 6.9 | 10.4 | 13.9 | 17.4 | 21.0 | 23.5 | 24.2 | 20.8 | 15.3 | 10.6 | 7.0 | 6.2 |
| | | | | | | | | | | | | | |
| RM | Albano Laziale | 7.2 | 10.7 | 14.4 | 18.1 | 21.5 | 24.0 | 24.4 | 21.3 | 15.7 | 11.1 | 7.3 | 6.4 |
| RM | Anguillara Sabazia | 7.1 | 10.7 | 14.5 | 18.1 | 21.6 | 24.0 | 24.3 | 21.3 | 15.6 | 10.9 | 7.3 | 6.3 |
| RM | Anzio | 7.2 | 10.8 | 14.7 | 18.4 | 21.6 | 24.1 | 24.5 | 21.4 | 16.0 | 11.4 | 7.4 | 6.4 |
| RM | Ardea | 7.2 | 10.8 | 14.6 | 18.3 | 21.6 | 24.1 | 24.4 | 21.4 | 15.9 | 11.3 | 7.4 | 6.4 |
| RM | Ariccia | 7.2 | 10.7 | 14.4 | 18.1 | 21.5 | 24.0 | 24.4 | 21.3 | 15.8 | 11.1 | 7.3 | 6.4 |
| RM | Artena | 7.2 | 10.7 | 14.2 | 17.9 | 21.3 | 23.8 | 24.4 | 21.1 | 15.6 | 11.0 | 7.2 | 6.4 |
| RM | Bracciano | 7.1 | 10.7 | 14.5 | 18.1 | 21.7 | 24.1 | 24.3 | 21.4 | 15.7 | 11.0 | 7.3 | 6.3 |
| RM | Campagnano di Roma | 7.1 | 10.7 | 14.4 | 17.9 | 21.6 | 24.0 | 24.3 | 21.3 | 15.6 | 10.9 | 7.3 | 6.3 |
| RM | Carpineto Romano | 7.2 | 10.7 | 14.2 | 17.9 | 21.3 | 23.9 | 24.4 | 21.2 | 15.7 | 11.1 | 7.2 | 6.5 |

| | gen | feb | mar | apr | mag | giu | lug | ago | set | ott | nov | dic |
|------------------------|-----|------|------|------|------|------|------|------|------|------|-----|-----|
| RM Castel Madama | 7.1 | 10.6 | 14.1 | 17.6 | 21.2 | 23.7 | 24.3 | 21.0 | 15.5 | 10.8 | 7.2 | 6.3 |
| RM Cerveteri | 7.1 | 10.7 | 14.6 | 18.3 | 21.7 | 24.2 | 24.3 | 21.4 | 15.8 | 11.1 | 7.3 | 6.3 |
| RM Ciampino | 7.2 | 10.7 | 14.4 | 18.1 | 21.5 | 24.0 | 24.4 | 21.3 | 15.7 | 11.1 | 7.3 | 6.3 |
| RM Civitavecchia | 7.1 | 10.7 | 14.6 | 18.3 | 21.7 | 24.2 | 24.3 | 21.4 | 15.8 | 11.2 | 7.4 | 6.3 |
| RM Colferro | 7.1 | 10.7 | 14.2 | 17.8 | 21.2 | 23.8 | 24.4 | 21.1 | 15.6 | 11.0 | 7.2 | 6.4 |
| RM Fiano Romano | 7.1 | 10.6 | 14.3 | 17.7 | 21.4 | 23.8 | 24.3 | 21.1 | 15.5 | 10.8 | 7.2 | 6.3 |
| RM Fiumicino | 7.2 | 10.8 | 14.7 | 18.4 | 21.7 | 24.2 | 24.4 | 21.4 | 15.9 | 11.3 | 7.4 | 6.3 |
| RM Formello | 7.1 | 10.7 | 14.4 | 18.0 | 21.6 | 24.0 | 24.3 | 21.3 | 15.6 | 10.9 | 7.3 | 6.3 |
| RM Frascati | 7.2 | 10.7 | 14.4 | 18.0 | 21.5 | 23.9 | 24.4 | 21.2 | 15.7 | 11.0 | 7.3 | 6.4 |
| RM Genzano di Roma | 7.2 | 10.7 | 14.4 | 18.1 | 21.5 | 24.0 | 24.4 | 21.3 | 15.8 | 11.1 | 7.3 | 6.4 |
| RM Grottaferrata | 7.2 | 10.7 | 14.4 | 18.0 | 21.5 | 23.9 | 24.4 | 21.2 | 15.7 | 11.0 | 7.3 | 6.4 |
| RM Guidonia Montecelio | 7.1 | 10.7 | 14.2 | 17.7 | 21.3 | 23.8 | 24.3 | 21.1 | 15.5 | 10.9 | 7.2 | 6.3 |
| RM Ladispoli | 7.1 | 10.8 | 14.7 | 18.4 | 21.7 | 24.2 | 24.3 | 21.4 | 15.8 | 11.2 | 7.4 | 6.3 |
| RM Marino | 7.2 | 10.7 | 14.4 | 18.1 | 21.5 | 23.9 | 24.4 | 21.3 | 15.7 | 11.1 | 7.3 | 6.4 |
| RM Mentana | 7.1 | 10.7 | 14.3 | 17.8 | 21.4 | 23.8 | 24.3 | 21.2 | 15.5 | 10.9 | 7.2 | 6.3 |
| RM Monterotondo | 7.1 | 10.7 | 14.3 | 17.8 | 21.4 | 23.8 | 24.3 | 21.2 | 15.5 | 10.8 | 7.2 | 6.3 |
| RM Nettuno | 7.2 | 10.8 | 14.6 | 18.4 | 21.6 | 24.1 | 24.5 | 21.4 | 16.0 | 11.3 | 7.4 | 6.5 |
| RM Olevano Romano | 7.1 | 10.6 | 14.1 | 17.6 | 21.1 | 23.7 | 24.3 | 21.0 | 15.5 | 10.9 | 7.1 | 6.4 |
| RM Palestrina | 7.1 | 10.7 | 14.2 | 17.8 | 21.3 | 23.8 | 24.3 | 21.1 | 15.6 | 10.9 | 7.2 | 6.4 |
| RM Palombara Sabina | 7.1 | 10.6 | 14.2 | 17.7 | 21.3 | 23.7 | 24.3 | 21.0 | 15.5 | 10.8 | 7.2 | 6.3 |
| RM Pomezia | 7.2 | 10.8 | 14.6 | 18.3 | 21.6 | 24.1 | 24.4 | 21.4 | 15.9 | 11.2 | 7.4 | 6.4 |
| RM Rignano Flaminio | 7.1 | 10.6 | 14.3 | 17.8 | 21.5 | 23.8 | 24.3 | 21.2 | 15.5 | 10.8 | 7.2 | 6.3 |
| RM Rocca di Papa | 7.2 | 10.7 | 14.4 | 18.0 | 21.5 | 23.9 | 24.4 | 21.2 | 15.7 | 11.0 | 7.3 | 6.4 |
| RM Rocca Priora | 7.1 | 10.7 | 14.3 | 17.9 | 21.4 | 23.9 | 24.4 | 21.2 | 15.6 | 11.0 | 7.3 | 6.4 |
| RM Roma | 7.1 | 10.7 | 14.5 | 18.1 | 21.6 | 24.0 | 24.4 | 21.3 | 15.7 | 11.0 | 7.3 | 6.3 |
| RM Santa Marinella | 7.1 | 10.7 | 14.7 | 18.4 | 21.7 | 24.2 | 24.3 | 21.4 | 15.8 | 11.2 | 7.4 | 6.3 |
| RM Segni | 7.1 | 10.7 | 14.2 | 17.8 | 21.2 | 23.8 | 24.4 | 21.1 | 15.6 | 11.0 | 7.2 | 6.4 |
| RM Subiaco | 7.1 | 10.6 | 14.0 | 17.6 | 21.0 | 23.6 | 24.3 | 20.9 | 15.4 | 10.8 | 7.1 | 6.3 |
| RM Tivoli | 7.1 | 10.7 | 14.2 | 17.7 | 21.3 | 23.7 | 24.3 | 21.1 | 15.5 | 10.9 | 7.2 | 6.3 |
| RM Valmontone | 7.1 | 10.7 | 14.2 | 17.8 | 21.3 | 23.8 | 24.4 | 21.1 | 15.6 | 11.0 | 7.2 | 6.4 |
| RM Velletri | 7.2 | 10.7 | 14.4 | 18.0 | 21.4 | 23.9 | 24.4 | 21.2 | 15.7 | 11.1 | 7.3 | 6.4 |
| RM Zagarolo | 7.1 | 10.7 | 14.2 | 17.8 | 21.3 | 23.8 | 24.4 | 21.1 | 15.6 | 11.0 | 7.2 | 6.4 |
| VT Acquapendente | 6.8 | 10.3 | 14.3 | 17.6 | 21.6 | 23.9 | 24.2 | 21.1 | 15.3 | 10.5 | 7.1 | 6.1 |
| VT Canino | 7.0 | 10.5 | 14.4 | 17.9 | 21.7 | 24.1 | 24.3 | 21.2 | 15.5 | 10.8 | 7.3 | 6.2 |
| VT Civita Castellana | 7.1 | 10.6 | 14.3 | 17.8 | 21.5 | 23.9 | 24.3 | 21.2 | 15.5 | 10.7 | 7.2 | 6.3 |
| VT Fabrica di Roma | 7.0 | 10.6 | 14.4 | 17.8 | 21.6 | 23.9 | 24.3 | 21.2 | 15.5 | 10.7 | 7.2 | 6.3 |
| VT Montalto di Castro | 7.1 | 10.6 | 14.5 | 18.1 | 21.7 | 24.2 | 24.3 | 21.3 | 15.7 | 11.0 | 7.3 | 6.2 |
| VT Montefiascone | 6.9 | 10.5 | 14.4 | 17.8 | 21.6 | 23.9 | 24.3 | 21.2 | 15.4 | 10.6 | 7.2 | 6.2 |
| VT Nepi | 7.1 | 10.6 | 14.4 | 17.8 | 21.5 | 23.9 | 24.3 | 21.2 | 15.5 | 10.8 | 7.2 | 6.3 |
| VT Orte | 7.0 | 10.5 | 14.3 | 17.6 | 21.5 | 23.8 | 24.3 | 21.1 | 15.4 | 10.6 | 7.2 | 6.2 |
| VT Ronciglione | 7.1 | 10.6 | 14.4 | 17.9 | 21.6 | 24.0 | 24.3 | 21.3 | 15.5 | 10.8 | 7.2 | 6.3 |
| VT Soriano nel Cimino | 7.0 | 10.5 | 14.4 | 17.8 | 21.6 | 23.9 | 24.3 | 21.2 | 15.4 | 10.7 | 7.2 | 6.2 |
| VT Tarquinia | 7.1 | 10.6 | 14.6 | 18.2 | 21.7 | 24.2 | 24.3 | 21.3 | 15.7 | 11.1 | 7.3 | 6.2 |
| VT Tuscania | 7.0 | 10.5 | 14.5 | 18.0 | 21.7 | 24.1 | 24.3 | 21.3 | 15.5 | 10.8 | 7.3 | 6.2 |
| VT Vetralla | 7.1 | 10.6 | 14.5 | 18.0 | 21.7 | 24.0 | 24.3 | 21.3 | 15.5 | 10.8 | 7.3 | 6.3 |
| VT Viterbo | 7.0 | 10.5 | 14.4 | 17.8 | 21.6 | 24.0 | 24.3 | 21.2 | 15.5 | 10.7 | 7.2 | 6.2 |

| | | gen | feb | mar | apr | mag | giu | lug | ago | set | ott | nov | dic |
|----------------|--------------------------|-----|------|------|------|------|------|------|------|------|------|-----|-----|
| ABRUZZO | | | | | | | | | | | | | |
| AQ | Avezzano | 6.9 | 10.4 | 13.7 | 17.6 | 20.8 | 23.5 | 24.2 | 20.7 | 15.3 | 10.8 | 6.9 | 6.2 |
| AQ | Capistrello | 7.0 | 10.5 | 13.7 | 17.5 | 20.8 | 23.5 | 24.2 | 20.8 | 15.4 | 10.8 | 7.0 | 6.3 |
| AQ | Carsoli | 7.0 | 10.5 | 13.9 | 17.5 | 20.9 | 23.5 | 24.2 | 20.8 | 15.4 | 10.8 | 7.0 | 6.2 |
| AQ | Castel di Sangro | 6.8 | 10.5 | 13.6 | 18.2 | 20.8 | 23.8 | 24.2 | 20.7 | 15.6 | 10.8 | 6.9 | 6.3 |
| AQ | Celano | 6.8 | 10.4 | 13.6 | 17.6 | 20.7 | 23.5 | 24.1 | 20.7 | 15.3 | 10.8 | 6.8 | 6.2 |
| AQ | L'Aquila | 6.7 | 10.2 | 13.6 | 17.6 | 20.8 | 23.4 | 24.1 | 20.6 | 15.3 | 10.8 | 6.8 | 6.0 |
| AQ | Pratola Peligna | 6.7 | 10.3 | 13.5 | 18.0 | 20.8 | 23.6 | 24.1 | 20.6 | 15.5 | 10.8 | 6.7 | 6.1 |
| AQ | Sulmona | 6.7 | 10.4 | 13.5 | 18.0 | 20.8 | 23.6 | 24.1 | 20.6 | 15.5 | 10.8 | 6.7 | 6.1 |
| AQ | Tagliacozzo | 6.9 | 10.5 | 13.8 | 17.5 | 20.8 | 23.5 | 24.2 | 20.8 | 15.3 | 10.8 | 7.0 | 6.2 |
| AQ | Trasacco | 6.9 | 10.4 | 13.6 | 17.6 | 20.8 | 23.5 | 24.1 | 20.7 | 15.4 | 10.8 | 6.9 | 6.2 |
| CH | Atessa | 6.6 | 10.4 | 13.7 | 18.6 | 21.1 | 24.1 | 24.2 | 20.7 | 15.9 | 10.9 | 6.6 | 6.0 |
| CH | Casalbordino | 6.5 | 10.3 | 13.8 | 18.6 | 21.3 | 24.1 | 24.3 | 20.7 | 16.1 | 10.9 | 6.5 | 6.0 |
| CH | Casoli | 6.5 | 10.3 | 13.6 | 18.4 | 21.1 | 23.9 | 24.2 | 20.6 | 15.8 | 10.9 | 6.6 | 6.0 |
| CH | Chieti | 6.4 | 10.2 | 13.6 | 18.4 | 21.2 | 23.9 | 24.2 | 20.6 | 15.7 | 10.9 | 6.5 | 5.9 |
| CH | Francavilla al Mare | 6.4 | 10.1 | 13.7 | 18.4 | 21.3 | 24.0 | 24.2 | 20.7 | 15.9 | 10.9 | 6.4 | 5.9 |
| CH | Guardiagrele | 6.5 | 10.3 | 13.6 | 18.4 | 21.1 | 23.9 | 24.2 | 20.6 | 15.8 | 10.9 | 6.5 | 6.0 |
| CH | Lanciano | 6.5 | 10.3 | 13.7 | 18.5 | 21.2 | 24.0 | 24.2 | 20.7 | 15.9 | 10.9 | 6.5 | 5.9 |
| CH | Ortona | 6.4 | 10.2 | 13.7 | 18.5 | 21.4 | 24.1 | 24.2 | 20.7 | 16.0 | 10.9 | 6.4 | 5.9 |
| CH | San Salvo | 6.6 | 10.4 | 13.9 | 18.7 | 21.3 | 24.2 | 24.3 | 20.7 | 16.2 | 10.9 | 6.6 | 6.0 |
| CH | San Vito Chietino | 6.4 | 10.2 | 13.8 | 18.5 | 21.3 | 24.1 | 24.2 | 20.7 | 16.0 | 10.9 | 6.4 | 5.9 |
| CH | Vasto | 6.5 | 10.3 | 14.0 | 18.7 | 21.3 | 24.2 | 24.3 | 20.7 | 16.2 | 11.0 | 6.5 | 6.0 |
| PE | Città Sant'Angelo | 6.4 | 10.1 | 13.6 | 18.3 | 21.3 | 23.9 | 24.2 | 20.7 | 15.7 | 10.9 | 6.4 | 5.8 |
| PE | Loreto Aprutino | 6.4 | 10.1 | 13.5 | 18.2 | 21.1 | 23.8 | 24.2 | 20.6 | 15.6 | 10.9 | 6.5 | 5.9 |
| PE | Manoppello | 6.5 | 10.2 | 13.5 | 18.3 | 21.0 | 23.8 | 24.2 | 20.6 | 15.6 | 10.9 | 6.5 | 5.9 |
| PE | Montesilvano | 6.3 | 10.1 | 13.6 | 18.3 | 21.3 | 23.9 | 24.2 | 20.7 | 15.8 | 10.9 | 6.4 | 5.8 |
| PE | Penne | 6.4 | 10.1 | 13.5 | 18.2 | 21.1 | 23.7 | 24.2 | 20.6 | 15.5 | 10.9 | 6.5 | 5.9 |
| PE | Pescara | 6.4 | 10.1 | 13.6 | 18.4 | 21.4 | 24.0 | 24.2 | 20.7 | 15.8 | 10.9 | 6.4 | 5.8 |
| PE | Popoli | 6.6 | 10.3 | 13.5 | 18.0 | 20.8 | 23.6 | 24.1 | 20.6 | 15.4 | 10.8 | 6.7 | 6.0 |
| PE | Spoltore | 6.4 | 10.1 | 13.6 | 18.3 | 21.3 | 23.9 | 24.2 | 20.7 | 15.7 | 10.9 | 6.4 | 5.9 |
| TE | Atri | 6.3 | 10.0 | 13.5 | 18.2 | 21.2 | 23.8 | 24.2 | 20.7 | 15.6 | 10.9 | 6.4 | 5.8 |
| TE | Bellante | 6.3 | 10.0 | 13.5 | 18.1 | 21.2 | 23.7 | 24.2 | 20.7 | 15.5 | 10.9 | 6.4 | 5.7 |
| TE | Campoli | 6.3 | 10.0 | 13.5 | 18.0 | 21.1 | 23.6 | 24.1 | 20.6 | 15.4 | 10.8 | 6.4 | 5.8 |
| TE | Castellalto | 6.3 | 10.0 | 13.5 | 18.1 | 21.2 | 23.7 | 24.2 | 20.6 | 15.5 | 10.9 | 6.4 | 5.8 |
| TE | Giulianova | 6.3 | 10.0 | 13.6 | 18.2 | 21.4 | 23.9 | 24.2 | 20.7 | 15.6 | 10.9 | 6.3 | 5.7 |
| TE | Martinsicuro | 6.2 | 9.9 | 13.6 | 18.2 | 21.4 | 23.9 | 24.2 | 20.7 | 15.6 | 10.9 | 6.3 | 5.7 |
| TE | Montorio al Vomano | 6.4 | 10.0 | 13.5 | 17.9 | 20.9 | 23.5 | 24.1 | 20.6 | 15.3 | 10.8 | 6.5 | 5.9 |
| TE | Mosciano Sant'Angelo | 6.3 | 10.0 | 13.5 | 18.2 | 21.3 | 23.8 | 24.2 | 20.7 | 15.6 | 10.9 | 6.3 | 5.7 |
| TE | Notaresco | 6.3 | 10.0 | 13.5 | 18.2 | 21.3 | 23.8 | 24.2 | 20.7 | 15.6 | 10.9 | 6.4 | 5.8 |
| TE | Pineto | 6.3 | 10.0 | 13.6 | 18.3 | 21.4 | 23.9 | 24.2 | 20.7 | 15.7 | 10.9 | 6.4 | 5.8 |
| TE | Roseto degli Abruzzi | 6.3 | 10.0 | 13.6 | 18.2 | 21.4 | 23.9 | 24.2 | 20.7 | 15.7 | 10.9 | 6.3 | 5.8 |
| TE | Sant'Egidio alla Vibrata | 6.2 | 10.0 | 13.5 | 18.1 | 21.2 | 23.7 | 24.1 | 20.7 | 15.4 | 10.8 | 6.3 | 5.7 |
| TE | Silvi | 6.3 | 10.1 | 13.6 | 18.3 | 21.4 | 23.9 | 24.2 | 20.7 | 15.7 | 10.9 | 6.4 | 5.8 |
| TE | Teramo | 6.3 | 10.0 | 13.5 | 18.0 | 21.1 | 23.6 | 24.1 | 20.6 | 15.4 | 10.8 | 6.4 | 5.8 |

| | | gen | feb | mar | apr | mag | giu | lug | ago | set | ott | nov | dic |
|-----------------|-------------------------|-----|------|------|------|------|------|------|------|------|------|-----|-----|
| MOLISE | | | | | | | | | | | | | |
| CB | Bojano | 6.9 | 10.7 | 13.8 | 18.4 | 21.0 | 24.2 | 24.2 | 20.8 | 15.9 | 10.9 | 7.1 | 6.4 |
| CB | Campobasso | 6.9 | 10.6 | 13.8 | 18.6 | 21.1 | 24.2 | 24.3 | 20.7 | 16.0 | 10.9 | 7.0 | 6.3 |
| CB | Campomarino | 6.6 | 10.4 | 14.2 | 18.8 | 21.4 | 24.3 | 24.3 | 20.8 | 16.4 | 11.1 | 6.6 | 6.1 |
| CB | Guglionesi | 6.7 | 10.4 | 14.1 | 18.8 | 21.3 | 24.3 | 24.3 | 20.8 | 16.3 | 11.0 | 6.7 | 6.1 |
| CB | Larino | 6.7 | 10.5 | 14.0 | 18.8 | 21.3 | 24.3 | 24.3 | 20.7 | 16.2 | 11.0 | 6.8 | 6.1 |
| CB | Montenero di Bisaccia | 6.6 | 10.4 | 14.0 | 18.7 | 21.2 | 24.2 | 24.3 | 20.7 | 16.2 | 11.0 | 6.7 | 6.1 |
| CB | Riccia | 6.9 | 10.6 | 13.9 | 18.6 | 21.2 | 24.3 | 24.3 | 20.7 | 16.1 | 10.9 | 7.0 | 6.3 |
| CB | Santa Croce di Magliano | 6.8 | 10.5 | 14.1 | 18.8 | 21.3 | 24.3 | 24.3 | 20.7 | 16.2 | 11.0 | 6.9 | 6.1 |
| CB | Termoli | 6.6 | 10.3 | 14.1 | 18.8 | 21.4 | 24.3 | 24.3 | 20.8 | 16.4 | 11.1 | 6.6 | 6.1 |
| CB | Trivento | 6.7 | 10.6 | 13.8 | 18.6 | 21.0 | 24.1 | 24.2 | 20.7 | 16.0 | 10.9 | 6.8 | 6.2 |
| IS | Agnone | 6.7 | 10.5 | 13.7 | 18.4 | 21.0 | 24.0 | 24.2 | 20.7 | 15.8 | 10.9 | 6.8 | 6.2 |
| IS | Isernia | 6.9 | 10.6 | 13.7 | 18.2 | 20.9 | 24.0 | 24.2 | 20.8 | 15.7 | 10.9 | 7.0 | 6.4 |
| IS | Venafro | 7.0 | 10.7 | 13.8 | 18.1 | 21.0 | 24.0 | 24.2 | 20.9 | 15.7 | 10.9 | 7.1 | 6.6 |
| CAMPANIA | | | | | | | | | | | | | |
| AV | Ariano Irpino | 7.0 | 10.6 | 13.9 | 18.6 | 21.1 | 24.3 | 24.3 | 20.8 | 16.0 | 11.0 | 7.2 | 6.4 |
| AV | Atripalda | 7.1 | 10.7 | 13.9 | 18.4 | 21.1 | 24.3 | 24.3 | 20.9 | 16.0 | 11.0 | 7.4 | 6.7 |
| AV | Avellino | 7.1 | 10.7 | 13.9 | 18.4 | 21.1 | 24.3 | 24.3 | 20.9 | 16.0 | 11.0 | 7.4 | 6.7 |
| AV | Calitri | 7.0 | 10.6 | 14.0 | 18.6 | 21.0 | 24.3 | 24.3 | 20.8 | 16.1 | 11.1 | 7.2 | 6.5 |
| AV | Cervinara | 7.1 | 10.8 | 13.9 | 18.3 | 21.2 | 24.3 | 24.3 | 20.9 | 16.0 | 11.0 | 7.3 | 6.7 |
| AV | Grottaminarda | 7.0 | 10.6 | 13.9 | 18.5 | 21.1 | 24.3 | 24.3 | 20.8 | 16.0 | 11.0 | 7.2 | 6.5 |
| AV | Lioni | 7.1 | 10.6 | 13.9 | 18.5 | 21.0 | 24.3 | 24.3 | 20.8 | 16.0 | 11.0 | 7.3 | 6.6 |
| AV | Mirabella Eclano | 7.1 | 10.6 | 13.9 | 18.5 | 21.1 | 24.3 | 24.3 | 20.8 | 16.0 | 11.0 | 7.3 | 6.5 |
| AV | Monteforte Irpino | 7.1 | 10.7 | 14.0 | 18.3 | 21.2 | 24.3 | 24.3 | 20.9 | 16.0 | 11.0 | 7.4 | 6.7 |
| AV | Montella | 7.1 | 10.7 | 13.9 | 18.4 | 21.0 | 24.3 | 24.3 | 20.8 | 16.0 | 11.0 | 7.4 | 6.7 |
| AV | Montemiletto | 7.1 | 10.7 | 13.9 | 18.4 | 21.1 | 24.3 | 24.3 | 20.8 | 16.0 | 11.0 | 7.3 | 6.6 |
| AV | Montoro Inferiore | 7.1 | 10.7 | 14.0 | 18.3 | 21.1 | 24.3 | 24.3 | 21.0 | 16.0 | 11.1 | 7.4 | 6.8 |
| AV | Nusco | 7.1 | 10.6 | 13.9 | 18.4 | 21.0 | 24.3 | 24.3 | 20.8 | 16.0 | 11.0 | 7.3 | 6.6 |
| AV | Solofra | 7.1 | 10.7 | 14.0 | 18.3 | 21.1 | 24.3 | 24.3 | 20.9 | 16.0 | 11.0 | 7.4 | 6.7 |
| BN | Airola | 7.1 | 10.8 | 13.9 | 18.3 | 21.2 | 24.3 | 24.3 | 21.0 | 15.9 | 11.0 | 7.3 | 6.7 |
| BN | Apice | 7.1 | 10.7 | 13.9 | 18.5 | 21.1 | 24.3 | 24.3 | 20.8 | 16.0 | 11.0 | 7.2 | 6.5 |
| BN | Benevento | 7.1 | 10.7 | 13.9 | 18.4 | 21.1 | 24.3 | 24.3 | 20.8 | 16.0 | 11.0 | 7.3 | 6.5 |
| BN | Guardia Sanframondi | 7.0 | 10.7 | 13.8 | 18.4 | 21.1 | 24.2 | 24.3 | 20.8 | 15.9 | 10.9 | 7.2 | 6.5 |
| BN | Montesarchio | 7.1 | 10.7 | 13.9 | 18.4 | 21.2 | 24.3 | 24.3 | 20.9 | 15.9 | 11.0 | 7.3 | 6.7 |
| BN | Morcone | 7.0 | 10.7 | 13.8 | 18.5 | 21.1 | 24.3 | 24.3 | 20.8 | 15.9 | 10.9 | 7.2 | 6.4 |
| BN | San Bartolomeo in Galdo | 6.9 | 10.6 | 14.0 | 18.7 | 21.2 | 24.3 | 24.3 | 20.7 | 16.1 | 11.0 | 7.1 | 6.3 |
| BN | San Giorgio del Sannio | 7.1 | 10.7 | 13.9 | 18.4 | 21.1 | 24.3 | 24.3 | 20.8 | 16.0 | 11.0 | 7.3 | 6.6 |
| BN | Sant'Agata de' Goti | 7.1 | 10.8 | 13.9 | 18.3 | 21.2 | 24.3 | 24.3 | 21.0 | 15.9 | 11.0 | 7.3 | 6.7 |
| CE | Alife | 7.0 | 10.7 | 13.8 | 18.3 | 21.1 | 24.2 | 24.2 | 20.9 | 15.8 | 10.9 | 7.2 | 6.6 |
| CE | Aversa | 7.2 | 10.8 | 14.2 | 18.4 | 21.3 | 24.3 | 24.3 | 21.2 | 16.0 | 11.2 | 7.4 | 6.9 |
| CE | Caiazzo | 7.1 | 10.8 | 13.9 | 18.3 | 21.2 | 24.2 | 24.3 | 21.0 | 15.9 | 11.0 | 7.3 | 6.7 |
| CE | Capua | 7.1 | 10.8 | 14.1 | 18.3 | 21.2 | 24.2 | 24.3 | 21.1 | 15.9 | 11.1 | 7.3 | 6.8 |
| CE | Casagiove | 7.1 | 10.8 | 14.1 | 18.3 | 21.2 | 24.2 | 24.3 | 21.1 | 15.9 | 11.1 | 7.3 | 6.8 |
| CE | Casal di Principe | 7.2 | 10.8 | 14.2 | 18.3 | 21.3 | 24.2 | 24.3 | 21.2 | 16.0 | 11.2 | 7.4 | 6.9 |

| | | gen | feb | mar | apr | mag | giu | lug | ago | set | ott | nov | dic |
|----|--------------------------|-----|------|------|------|------|------|------|------|------|------|-----|-----|
| CE | Casaluce | 7.1 | 10.8 | 14.2 | 18.3 | 21.3 | 24.2 | 24.3 | 21.2 | 16.0 | 11.2 | 7.4 | 6.9 |
| CE | Caserta | 7.1 | 10.8 | 14.1 | 18.3 | 21.2 | 24.2 | 24.3 | 21.1 | 15.9 | 11.1 | 7.3 | 6.8 |
| CE | Castel Volturno | 7.2 | 10.8 | 14.4 | 18.4 | 21.4 | 24.2 | 24.3 | 21.3 | 16.1 | 11.3 | 7.4 | 6.9 |
| CE | Cellole | 7.1 | 10.8 | 14.2 | 18.2 | 21.3 | 24.1 | 24.3 | 21.2 | 15.9 | 11.2 | 7.3 | 6.8 |
| CE | Grazzanise | 7.1 | 10.8 | 14.2 | 18.3 | 21.3 | 24.2 | 24.3 | 21.2 | 16.0 | 11.1 | 7.3 | 6.8 |
| CE | Lusciano | 7.2 | 10.8 | 14.3 | 18.4 | 21.3 | 24.3 | 24.3 | 21.2 | 16.0 | 11.2 | 7.4 | 6.9 |
| CE | Maddaloni | 7.1 | 10.8 | 14.1 | 18.3 | 21.2 | 24.3 | 24.3 | 21.1 | 16.0 | 11.1 | 7.4 | 6.8 |
| CE | Marcianise | 7.1 | 10.8 | 14.1 | 18.3 | 21.3 | 24.2 | 24.3 | 21.1 | 16.0 | 11.1 | 7.4 | 6.8 |
| CE | Mondragone | 7.1 | 10.8 | 14.3 | 18.3 | 21.3 | 24.2 | 24.3 | 21.2 | 16.0 | 11.2 | 7.3 | 6.9 |
| CE | Orta di Atella | 7.2 | 10.8 | 14.2 | 18.4 | 21.3 | 24.3 | 24.3 | 21.2 | 16.0 | 11.2 | 7.4 | 6.9 |
| CE | Piedimonte Matese | 7.0 | 10.7 | 13.8 | 18.3 | 21.1 | 24.2 | 24.2 | 20.9 | 15.8 | 10.9 | 7.1 | 6.5 |
| CE | Pignataro Maggiore | 7.1 | 10.8 | 14.0 | 18.2 | 21.2 | 24.2 | 24.3 | 21.1 | 15.9 | 11.0 | 7.3 | 6.8 |
| CE | San Cipriano d'Aversa | 7.2 | 10.8 | 14.3 | 18.4 | 21.4 | 24.2 | 24.3 | 21.2 | 16.0 | 11.2 | 7.4 | 6.9 |
| CE | San Felice a Cancellò | 7.1 | 10.8 | 14.0 | 18.3 | 21.2 | 24.3 | 24.3 | 21.0 | 16.0 | 11.0 | 7.4 | 6.7 |
| CE | San Marcellino | 7.2 | 10.8 | 14.3 | 18.4 | 21.4 | 24.2 | 24.3 | 21.2 | 16.0 | 11.2 | 7.4 | 6.9 |
| CE | San Nicola la Strada | 7.1 | 10.8 | 14.1 | 18.3 | 21.3 | 24.2 | 24.3 | 21.1 | 16.0 | 11.1 | 7.4 | 6.8 |
| CE | San Prisco | 7.1 | 10.8 | 14.1 | 18.3 | 21.2 | 24.2 | 24.3 | 21.1 | 15.9 | 11.1 | 7.3 | 6.8 |
| CE | Santa Maria a Vico | 7.1 | 10.8 | 14.0 | 18.3 | 21.2 | 24.3 | 24.3 | 21.0 | 16.0 | 11.0 | 7.4 | 6.7 |
| CE | Santa Maria Capua Vetere | 7.1 | 10.8 | 14.1 | 18.3 | 21.3 | 24.2 | 24.3 | 21.1 | 15.9 | 11.1 | 7.3 | 6.8 |
| CE | Sant'Arpino | 7.2 | 10.8 | 14.2 | 18.4 | 21.3 | 24.3 | 24.3 | 21.2 | 16.0 | 11.2 | 7.4 | 6.9 |
| CE | Sessa Aurunca | 7.1 | 10.8 | 14.1 | 18.2 | 21.2 | 24.1 | 24.3 | 21.1 | 15.9 | 11.1 | 7.2 | 6.8 |
| CE | Teano | 7.1 | 10.8 | 14.0 | 18.2 | 21.2 | 24.1 | 24.3 | 21.1 | 15.8 | 11.0 | 7.2 | 6.7 |
| CE | Trentola-Ducenta | 7.2 | 10.8 | 14.3 | 18.4 | 21.3 | 24.2 | 24.3 | 21.2 | 16.0 | 11.2 | 7.4 | 6.9 |
| CE | Vairano Patenora | 7.0 | 10.7 | 13.9 | 18.2 | 21.1 | 24.1 | 24.2 | 21.0 | 15.8 | 11.0 | 7.2 | 6.7 |
| CE | Villa Literno | 7.2 | 10.8 | 14.3 | 18.4 | 21.4 | 24.2 | 24.3 | 21.2 | 16.0 | 11.2 | 7.4 | 6.9 |
| NA | Acerra | 7.1 | 10.8 | 14.1 | 18.3 | 21.3 | 24.3 | 24.3 | 21.1 | 16.0 | 11.1 | 7.4 | 6.8 |
| NA | Afragola | 7.2 | 10.8 | 14.2 | 18.4 | 21.3 | 24.3 | 24.3 | 21.2 | 16.0 | 11.2 | 7.4 | 6.9 |
| NA | Arzano | 7.2 | 10.8 | 14.3 | 18.4 | 21.4 | 24.3 | 24.3 | 21.2 | 16.1 | 11.2 | 7.5 | 6.9 |
| NA | Bacoli | 7.2 | 10.9 | 14.5 | 18.5 | 21.5 | 24.3 | 24.3 | 21.4 | 16.2 | 11.4 | 7.5 | 7.0 |
| NA | Barano d'Ischia | 7.2 | 10.9 | 14.8 | 18.7 | 21.6 | 24.3 | 24.3 | 21.5 | 16.4 | 11.6 | 7.6 | 7.0 |
| NA | Boscoreale | 7.2 | 10.9 | 14.3 | 18.4 | 21.3 | 24.3 | 24.3 | 21.2 | 16.1 | 11.2 | 7.5 | 6.9 |
| NA | Boscotrecase | 7.2 | 10.9 | 14.2 | 18.4 | 21.3 | 24.3 | 24.3 | 21.2 | 16.1 | 11.2 | 7.5 | 6.9 |
| NA | Brusciano | 7.2 | 10.8 | 14.1 | 18.4 | 21.3 | 24.3 | 24.3 | 21.1 | 16.0 | 11.1 | 7.4 | 6.8 |
| NA | Caivano | 7.2 | 10.8 | 14.2 | 18.4 | 21.3 | 24.3 | 24.3 | 21.2 | 16.0 | 11.2 | 7.4 | 6.9 |
| NA | Calvizzano | 7.2 | 10.8 | 14.3 | 18.4 | 21.4 | 24.3 | 24.3 | 21.2 | 16.1 | 11.3 | 7.5 | 6.9 |
| NA | Capri | 7.3 | 11.0 | 14.7 | 18.6 | 21.6 | 24.3 | 24.3 | 21.4 | 16.4 | 11.6 | 7.7 | 7.0 |
| NA | Cardito | 7.2 | 10.8 | 14.2 | 18.4 | 21.3 | 24.3 | 24.3 | 21.2 | 16.0 | 11.2 | 7.4 | 6.9 |
| NA | Casalnuovo di Napoli | 7.2 | 10.8 | 14.2 | 18.4 | 21.3 | 24.3 | 24.3 | 21.2 | 16.0 | 11.2 | 7.4 | 6.9 |
| NA | Casandrino | 7.2 | 10.8 | 14.3 | 18.4 | 21.4 | 24.3 | 24.3 | 21.2 | 16.1 | 11.2 | 7.4 | 6.9 |
| NA | Casavatore | 7.2 | 10.8 | 14.3 | 18.4 | 21.4 | 24.3 | 24.3 | 21.2 | 16.1 | 11.2 | 7.5 | 6.9 |
| NA | Casoria | 7.2 | 10.8 | 14.3 | 18.4 | 21.4 | 24.3 | 24.3 | 21.2 | 16.1 | 11.2 | 7.5 | 6.9 |
| NA | Castellammare di Stabia | 7.2 | 10.9 | 14.3 | 18.4 | 21.4 | 24.3 | 24.3 | 21.2 | 16.2 | 11.3 | 7.6 | 6.9 |
| NA | Cercola | 7.2 | 10.8 | 14.2 | 18.4 | 21.3 | 24.3 | 24.3 | 21.2 | 16.1 | 11.2 | 7.5 | 6.9 |
| NA | Cicciano | 7.1 | 10.8 | 14.0 | 18.3 | 21.2 | 24.3 | 24.3 | 21.0 | 16.0 | 11.1 | 7.4 | 6.8 |
| NA | Crispano | 7.2 | 10.8 | 14.2 | 18.4 | 21.3 | 24.3 | 24.3 | 21.2 | 16.0 | 11.2 | 7.4 | 6.9 |
| NA | Ercolano | 7.2 | 10.9 | 14.3 | 18.4 | 21.4 | 24.3 | 24.3 | 21.2 | 16.1 | 11.3 | 7.5 | 6.9 |
| NA | Forio | 7.2 | 10.9 | 14.8 | 18.7 | 21.6 | 24.3 | 24.3 | 21.5 | 16.4 | 11.6 | 7.6 | 7.0 |
| NA | Frattamaggiore | 7.2 | 10.8 | 14.2 | 18.4 | 21.3 | 24.3 | 24.3 | 21.2 | 16.0 | 11.2 | 7.4 | 6.9 |
| NA | Frattaminore | 7.2 | 10.8 | 14.2 | 18.4 | 21.3 | 24.3 | 24.3 | 21.2 | 16.0 | 11.2 | 7.4 | 6.9 |
| NA | Giugliano in Campania | 7.2 | 10.8 | 14.3 | 18.4 | 21.4 | 24.3 | 24.3 | 21.2 | 16.1 | 11.2 | 7.4 | 6.9 |

| | gen | feb | mar | apr | mag | giu | lug | ago | set | ott | nov | dic |
|---------------------------|-----|------|------|------|------|------|------|------|------|------|-----|-----|
| NA Gragnano | 7.2 | 10.9 | 14.3 | 18.4 | 21.3 | 24.3 | 24.3 | 21.2 | 16.2 | 11.3 | 7.6 | 6.9 |
| NA Grumo Nevano | 7.2 | 10.8 | 14.2 | 18.4 | 21.3 | 24.3 | 24.3 | 21.2 | 16.1 | 11.2 | 7.4 | 6.9 |
| NA Ischia | 7.2 | 10.9 | 14.7 | 18.6 | 21.6 | 24.3 | 24.3 | 21.4 | 16.3 | 11.6 | 7.6 | 7.0 |
| NA Marano di Napoli | 7.2 | 10.8 | 14.3 | 18.4 | 21.4 | 24.3 | 24.3 | 21.3 | 16.1 | 11.3 | 7.5 | 6.9 |
| NA Marigliano | 7.1 | 10.8 | 14.1 | 18.3 | 21.3 | 24.3 | 24.3 | 21.1 | 16.0 | 11.1 | 7.4 | 6.8 |
| NA Massa Lubrese | 7.2 | 11.0 | 14.5 | 18.5 | 21.5 | 24.3 | 24.3 | 21.3 | 16.3 | 11.4 | 7.7 | 7.0 |
| NA Melito di Napoli | 7.2 | 10.8 | 14.3 | 18.4 | 21.4 | 24.3 | 24.3 | 21.2 | 16.1 | 11.2 | 7.5 | 6.9 |
| NA Monte di Procida | 7.2 | 10.9 | 14.6 | 18.5 | 21.5 | 24.3 | 24.3 | 21.4 | 16.3 | 11.4 | 7.5 | 7.0 |
| NA Mugnano di Napoli | 7.2 | 10.8 | 14.3 | 18.4 | 21.4 | 24.3 | 24.3 | 21.2 | 16.1 | 11.2 | 7.5 | 6.9 |
| NA Napoli | 7.2 | 10.9 | 14.4 | 18.4 | 21.4 | 24.3 | 24.3 | 21.2 | 16.1 | 11.3 | 7.5 | 6.9 |
| NA Nola | 7.1 | 10.8 | 14.1 | 18.3 | 21.2 | 24.3 | 24.3 | 21.0 | 16.0 | 11.1 | 7.4 | 6.8 |
| NA Ottaviano | 7.2 | 10.8 | 14.2 | 18.4 | 21.3 | 24.3 | 24.3 | 21.1 | 16.1 | 11.2 | 7.5 | 6.9 |
| NA Palma Campania | 7.2 | 10.8 | 14.1 | 18.3 | 21.2 | 24.3 | 24.3 | 21.1 | 16.0 | 11.1 | 7.5 | 6.8 |
| NA Piano di Sorrento | 7.2 | 10.9 | 14.5 | 18.5 | 21.4 | 24.3 | 24.3 | 21.3 | 16.3 | 11.4 | 7.7 | 7.0 |
| NA Poggioreale | 7.2 | 10.8 | 14.2 | 18.4 | 21.3 | 24.3 | 24.3 | 21.1 | 16.1 | 11.2 | 7.5 | 6.9 |
| NA Pollena Trocchia | 7.2 | 10.8 | 14.2 | 18.4 | 21.3 | 24.3 | 24.3 | 21.2 | 16.1 | 11.2 | 7.5 | 6.9 |
| NA Pomigliano d'Arco | 7.2 | 10.8 | 14.2 | 18.4 | 21.3 | 24.3 | 24.3 | 21.1 | 16.0 | 11.2 | 7.4 | 6.8 |
| NA Pompei | 7.2 | 10.9 | 14.3 | 18.4 | 21.3 | 24.3 | 24.3 | 21.2 | 16.1 | 11.2 | 7.6 | 6.9 |
| NA Portici | 7.2 | 10.9 | 14.3 | 18.4 | 21.4 | 24.3 | 24.3 | 21.2 | 16.1 | 11.3 | 7.5 | 6.9 |
| NA Pozzuoli | 7.2 | 10.9 | 14.5 | 18.5 | 21.5 | 24.3 | 24.3 | 21.3 | 16.2 | 11.4 | 7.5 | 7.0 |
| NA Procida | 7.2 | 10.9 | 14.6 | 18.6 | 21.5 | 24.3 | 24.3 | 21.4 | 16.3 | 11.5 | 7.6 | 7.0 |
| NA Qualiano | 7.2 | 10.8 | 14.3 | 18.4 | 21.4 | 24.3 | 24.3 | 21.3 | 16.1 | 11.3 | 7.5 | 6.9 |
| NA Quarto | 7.2 | 10.9 | 14.4 | 18.4 | 21.4 | 24.3 | 24.3 | 21.3 | 16.1 | 11.3 | 7.5 | 6.9 |
| NA San Giorgio a Cremano | 7.2 | 10.9 | 14.3 | 18.4 | 21.4 | 24.3 | 24.3 | 21.2 | 16.1 | 11.3 | 7.5 | 6.9 |
| NA San Giuseppe Vesuviano | 7.2 | 10.8 | 14.2 | 18.4 | 21.3 | 24.3 | 24.3 | 21.1 | 16.1 | 11.2 | 7.5 | 6.9 |
| NA Santa Maria la Carità | 7.2 | 10.9 | 14.3 | 18.4 | 21.3 | 24.3 | 24.3 | 21.2 | 16.1 | 11.2 | 7.6 | 6.9 |
| NA Sant'Anastasia | 7.2 | 10.8 | 14.2 | 18.4 | 21.3 | 24.3 | 24.3 | 21.2 | 16.1 | 11.2 | 7.5 | 6.9 |
| NA Sant'Antimo | 7.2 | 10.8 | 14.3 | 18.4 | 21.3 | 24.3 | 24.3 | 21.2 | 16.0 | 11.2 | 7.4 | 6.9 |
| NA Sant'Antonio Abate | 7.2 | 10.8 | 14.2 | 18.4 | 21.3 | 24.3 | 24.3 | 21.1 | 16.1 | 11.2 | 7.6 | 6.9 |
| NA Saviano | 7.1 | 10.8 | 14.1 | 18.3 | 21.2 | 24.3 | 24.3 | 21.0 | 16.0 | 11.1 | 7.4 | 6.8 |
| NA Somma Vesuviana | 7.2 | 10.8 | 14.2 | 18.4 | 21.3 | 24.3 | 24.3 | 21.1 | 16.1 | 11.2 | 7.5 | 6.9 |
| NA Sorrento | 7.2 | 10.9 | 14.5 | 18.5 | 21.5 | 24.3 | 24.3 | 21.3 | 16.3 | 11.4 | 7.7 | 7.0 |
| NA Terzigno | 7.2 | 10.8 | 14.2 | 18.4 | 21.3 | 24.3 | 24.3 | 21.1 | 16.1 | 11.2 | 7.5 | 6.9 |
| NA Torre Annunziata | 7.2 | 10.9 | 14.3 | 18.4 | 21.4 | 24.3 | 24.3 | 21.2 | 16.1 | 11.3 | 7.6 | 6.9 |
| NA Torre del Greco | 7.2 | 10.9 | 14.3 | 18.4 | 21.4 | 24.3 | 24.3 | 21.2 | 16.1 | 11.3 | 7.5 | 6.9 |
| NA Vico Equense | 7.2 | 10.9 | 14.4 | 18.5 | 21.4 | 24.3 | 24.3 | 21.2 | 16.2 | 11.3 | 7.6 | 7.0 |
| NA Villaricca | 7.2 | 10.8 | 14.3 | 18.4 | 21.4 | 24.3 | 24.3 | 21.2 | 16.1 | 11.2 | 7.5 | 6.9 |
| NA Volla | 7.2 | 10.8 | 14.2 | 18.4 | 21.3 | 24.3 | 24.3 | 21.2 | 16.1 | 11.2 | 7.5 | 6.9 |
| SA Agropoli | 7.3 | 10.9 | 14.4 | 18.3 | 21.1 | 24.3 | 24.3 | 21.1 | 16.2 | 11.3 | 7.7 | 7.0 |
| SA Albanella | 7.2 | 10.7 | 14.1 | 18.2 | 21.0 | 24.3 | 24.3 | 21.0 | 16.1 | 11.2 | 7.5 | 6.9 |
| SA Altavilla Silentina | 7.2 | 10.7 | 14.1 | 18.3 | 21.0 | 24.3 | 24.3 | 20.9 | 16.0 | 11.1 | 7.5 | 6.9 |
| SA Angri | 7.2 | 10.8 | 14.2 | 18.4 | 21.3 | 24.3 | 24.3 | 21.1 | 16.1 | 11.2 | 7.6 | 6.9 |
| SA Ascea | 7.4 | 10.9 | 14.5 | 18.2 | 21.1 | 24.4 | 24.3 | 21.2 | 16.3 | 11.4 | 7.7 | 7.0 |
| SA Baronissi | 7.2 | 10.8 | 14.1 | 18.3 | 21.2 | 24.3 | 24.3 | 21.0 | 16.0 | 11.1 | 7.5 | 6.8 |
| SA Battipaglia | 7.2 | 10.7 | 14.1 | 18.3 | 21.0 | 24.3 | 24.3 | 20.9 | 16.0 | 11.1 | 7.5 | 6.8 |
| SA Bellizzi | 7.2 | 10.7 | 14.1 | 18.3 | 21.1 | 24.3 | 24.3 | 21.0 | 16.0 | 11.1 | 7.5 | 6.8 |
| SA Buccino | 7.1 | 10.6 | 14.0 | 18.4 | 20.8 | 24.3 | 24.3 | 20.8 | 16.0 | 11.1 | 7.4 | 6.7 |
| SA Camerota | 7.5 | 11.0 | 14.5 | 18.2 | 21.0 | 24.4 | 24.3 | 21.2 | 16.3 | 11.4 | 7.7 | 7.1 |
| SA Campagna | 7.1 | 10.7 | 14.0 | 18.3 | 21.0 | 24.3 | 24.3 | 20.9 | 16.0 | 11.1 | 7.4 | 6.8 |
| SA Capaccio | 7.2 | 10.8 | 14.2 | 18.2 | 21.0 | 24.3 | 24.3 | 21.0 | 16.1 | 11.2 | 7.6 | 6.9 |

| | gen | feb | mar | apr | mag | giu | lug | ago | set | ott | nov | dic |
|-------------------------------|-----|------|------|------|------|------|------|------|------|------|-----|-----|
| SA Castel San Giorgio | 7.2 | 10.8 | 14.1 | 18.3 | 21.2 | 24.3 | 24.3 | 21.0 | 16.0 | 11.1 | 7.5 | 6.8 |
| SA Castellabate | 7.4 | 10.9 | 14.5 | 18.3 | 21.2 | 24.3 | 24.3 | 21.2 | 16.3 | 11.4 | 7.8 | 7.0 |
| SA Cava de' Tirreni | 7.2 | 10.8 | 14.2 | 18.3 | 21.2 | 24.3 | 24.3 | 21.1 | 16.1 | 11.2 | 7.5 | 6.9 |
| SA Eboli | 7.2 | 10.7 | 14.1 | 18.3 | 21.0 | 24.3 | 24.3 | 20.9 | 16.0 | 11.1 | 7.5 | 6.8 |
| SA Fisciano | 7.2 | 10.7 | 14.0 | 18.3 | 21.1 | 24.3 | 24.3 | 21.0 | 16.0 | 11.1 | 7.5 | 6.8 |
| SA Giffoni Valle Piana | 7.1 | 10.7 | 14.0 | 18.3 | 21.1 | 24.3 | 24.3 | 20.9 | 16.0 | 11.1 | 7.5 | 6.8 |
| SA Mercato San Severino | 7.2 | 10.8 | 14.1 | 18.3 | 21.2 | 24.3 | 24.3 | 21.0 | 16.0 | 11.1 | 7.5 | 6.8 |
| SA Montecorvino Rovella | 7.1 | 10.7 | 14.0 | 18.3 | 21.0 | 24.3 | 24.3 | 20.9 | 16.0 | 11.1 | 7.5 | 6.8 |
| SA Montesano sulla Marcellana | 7.2 | 10.8 | 14.2 | 18.3 | 20.7 | 24.4 | 24.3 | 20.9 | 16.1 | 11.3 | 7.4 | 7.0 |
| SA Nocera Inferiore | 7.2 | 10.8 | 14.1 | 18.3 | 21.2 | 24.3 | 24.3 | 21.1 | 16.1 | 11.2 | 7.5 | 6.8 |
| SA Nocera Superiore | 7.2 | 10.8 | 14.1 | 18.3 | 21.2 | 24.3 | 24.3 | 21.0 | 16.1 | 11.1 | 7.5 | 6.8 |
| SA Padula | 7.2 | 10.7 | 14.2 | 18.3 | 20.7 | 24.3 | 24.3 | 20.9 | 16.1 | 11.3 | 7.4 | 6.9 |
| SA Pagani | 7.2 | 10.8 | 14.2 | 18.4 | 21.2 | 24.3 | 24.3 | 21.1 | 16.1 | 11.2 | 7.5 | 6.9 |
| SA Polla | 7.1 | 10.6 | 14.1 | 18.3 | 20.8 | 24.3 | 24.3 | 20.8 | 16.0 | 11.2 | 7.4 | 6.8 |
| SA Pontecagnano Faiano | 7.2 | 10.8 | 14.1 | 18.3 | 21.1 | 24.3 | 24.3 | 21.0 | 16.0 | 11.1 | 7.5 | 6.8 |
| SA Roccadaspide | 7.2 | 10.7 | 14.2 | 18.2 | 20.9 | 24.3 | 24.3 | 20.9 | 16.1 | 11.2 | 7.5 | 6.9 |
| SA Sala Consilina | 7.2 | 10.7 | 14.1 | 18.3 | 20.7 | 24.3 | 24.3 | 20.8 | 16.1 | 11.2 | 7.4 | 6.9 |
| SA Salerno | 7.2 | 10.8 | 14.1 | 18.3 | 21.2 | 24.3 | 24.3 | 21.0 | 16.1 | 11.2 | 7.5 | 6.9 |
| SA Sapri | 7.4 | 10.9 | 14.4 | 18.2 | 20.8 | 24.4 | 24.3 | 21.0 | 16.2 | 11.4 | 7.5 | 7.1 |
| SA Sarno | 7.2 | 10.8 | 14.1 | 18.3 | 21.2 | 24.3 | 24.3 | 21.0 | 16.0 | 11.1 | 7.5 | 6.8 |
| SA Scafati | 7.2 | 10.8 | 14.2 | 18.4 | 21.3 | 24.3 | 24.3 | 21.1 | 16.1 | 11.2 | 7.5 | 6.9 |
| SA Vallo della Lucania | 7.3 | 10.9 | 14.3 | 18.2 | 20.9 | 24.3 | 24.3 | 21.0 | 16.2 | 11.3 | 7.6 | 7.0 |

PUGLIA

| | | | | | | | | | | | | |
|--------------------------|-----|------|------|------|------|------|------|------|------|------|-----|-----|
| BA Acquaviva delle Fonti | 7.1 | 10.8 | 14.5 | 18.3 | 21.3 | 24.6 | 24.3 | 21.4 | 16.9 | 11.7 | 6.8 | 6.5 |
| BA Adelfia | 7.0 | 10.8 | 14.5 | 18.3 | 21.4 | 24.7 | 24.3 | 21.4 | 16.9 | 11.7 | 6.8 | 6.4 |
| BA Alberobello | 7.2 | 10.8 | 14.6 | 18.1 | 21.4 | 24.7 | 24.3 | 21.5 | 17.0 | 11.7 | 6.9 | 6.4 |
| BA Altamura | 7.1 | 10.8 | 14.5 | 18.5 | 21.2 | 24.5 | 24.3 | 21.2 | 16.7 | 11.7 | 7.0 | 6.6 |
| BA Andria | 6.8 | 10.7 | 14.4 | 18.7 | 21.3 | 24.5 | 24.3 | 21.2 | 16.6 | 11.6 | 6.7 | 6.4 |
| BA Bari | 6.9 | 10.8 | 14.5 | 18.3 | 21.4 | 24.7 | 24.3 | 21.5 | 16.9 | 11.7 | 6.7 | 6.4 |
| BA Barletta | 6.8 | 10.7 | 14.4 | 18.7 | 21.4 | 24.6 | 24.3 | 21.3 | 16.6 | 11.6 | 6.7 | 6.3 |
| BA Bisceglie | 6.8 | 10.8 | 14.4 | 18.6 | 21.4 | 24.6 | 24.3 | 21.3 | 16.8 | 11.7 | 6.7 | 6.4 |
| BA Bitonto | 6.9 | 10.8 | 14.5 | 18.4 | 21.4 | 24.7 | 24.3 | 21.4 | 16.9 | 11.7 | 6.7 | 6.4 |
| BA Canosa di Puglia | 6.9 | 10.7 | 14.4 | 18.8 | 21.3 | 24.4 | 24.3 | 21.1 | 16.4 | 11.6 | 6.8 | 6.4 |
| BA Capurso | 6.9 | 10.8 | 14.5 | 18.3 | 21.4 | 24.7 | 24.3 | 21.5 | 17.0 | 11.7 | 6.7 | 6.4 |
| BA Casamassima | 7.0 | 10.8 | 14.5 | 18.3 | 21.4 | 24.7 | 24.3 | 21.4 | 16.9 | 11.7 | 6.8 | 6.4 |
| BA Cassano delle Murge | 7.1 | 10.8 | 14.5 | 18.4 | 21.3 | 24.6 | 24.3 | 21.3 | 16.9 | 11.7 | 6.9 | 6.5 |
| BA Castellana Grotte | 7.1 | 10.8 | 14.6 | 18.2 | 21.4 | 24.7 | 24.3 | 21.5 | 17.0 | 11.7 | 6.8 | 6.4 |
| BA Conversano | 7.0 | 10.8 | 14.5 | 18.2 | 21.4 | 24.7 | 24.3 | 21.5 | 17.0 | 11.7 | 6.8 | 6.4 |
| BA Corato | 6.9 | 10.8 | 14.4 | 18.6 | 21.3 | 24.6 | 24.3 | 21.3 | 16.7 | 11.7 | 6.8 | 6.4 |
| BA Gioia del Colle | 7.1 | 10.8 | 14.6 | 18.3 | 21.3 | 24.6 | 24.3 | 21.4 | 16.9 | 11.7 | 6.9 | 6.5 |
| BA Giovinazzo | 6.8 | 10.8 | 14.5 | 18.5 | 21.4 | 24.7 | 24.3 | 21.4 | 16.9 | 11.7 | 6.7 | 6.4 |
| BA Gravina in Puglia | 7.1 | 10.8 | 14.5 | 18.6 | 21.1 | 24.5 | 24.3 | 21.1 | 16.6 | 11.7 | 7.0 | 6.6 |
| BA Grumo Appula | 7.0 | 10.8 | 14.5 | 18.4 | 21.3 | 24.6 | 24.3 | 21.4 | 16.9 | 11.7 | 6.8 | 6.4 |
| BA Locorotondo | 7.2 | 10.8 | 14.6 | 18.1 | 21.4 | 24.7 | 24.3 | 21.5 | 17.0 | 11.7 | 6.9 | 6.4 |
| BA Minervino Murge | 6.9 | 10.7 | 14.4 | 18.8 | 21.2 | 24.4 | 24.3 | 21.0 | 16.4 | 11.6 | 6.9 | 6.5 |
| BA Modugno | 6.9 | 10.8 | 14.5 | 18.4 | 21.4 | 24.7 | 24.3 | 21.4 | 16.9 | 11.7 | 6.7 | 6.4 |
| BA Mola di Bari | 6.9 | 10.8 | 14.5 | 18.2 | 21.4 | 24.8 | 24.3 | 21.5 | 17.0 | 11.7 | 6.7 | 6.3 |
| BA Molfetta | 6.8 | 10.8 | 14.5 | 18.5 | 21.4 | 24.7 | 24.3 | 21.4 | 16.8 | 11.7 | 6.7 | 6.4 |

| | | gen | feb | mar | apr | mag | giu | lug | ago | set | ott | nov | dic |
|----|--------------------------|-----|------|------|------|------|------|------|------|------|------|-----|-----|
| BA | Monopoli | 7.0 | 10.8 | 14.6 | 18.1 | 21.5 | 24.8 | 24.3 | 21.6 | 17.0 | 11.7 | 6.8 | 6.4 |
| BA | Noci | 7.1 | 10.8 | 14.6 | 18.2 | 21.4 | 24.7 | 24.3 | 21.5 | 17.0 | 11.7 | 6.9 | 6.4 |
| BA | Noicattaro | 6.9 | 10.8 | 14.5 | 18.2 | 21.4 | 24.7 | 24.3 | 21.5 | 17.0 | 11.7 | 6.7 | 6.4 |
| BA | Palo del Colle | 6.9 | 10.8 | 14.5 | 18.4 | 21.3 | 24.6 | 24.3 | 21.4 | 16.9 | 11.7 | 6.7 | 6.4 |
| BA | Polignano a Mare | 7.0 | 10.8 | 14.6 | 18.1 | 21.5 | 24.8 | 24.3 | 21.5 | 17.0 | 11.7 | 6.7 | 6.3 |
| BA | Putignano | 7.1 | 10.8 | 14.6 | 18.2 | 21.4 | 24.7 | 24.3 | 21.5 | 17.0 | 11.7 | 6.9 | 6.4 |
| BA | Rutigliano | 7.0 | 10.8 | 14.5 | 18.2 | 21.4 | 24.7 | 24.3 | 21.5 | 17.0 | 11.7 | 6.7 | 6.4 |
| BA | Ruvo di Puglia | 6.9 | 10.8 | 14.4 | 18.6 | 21.3 | 24.6 | 24.3 | 21.3 | 16.7 | 11.7 | 6.8 | 6.4 |
| BA | Sammichele di Bari | 7.1 | 10.8 | 14.5 | 18.3 | 21.3 | 24.7 | 24.3 | 21.4 | 17.0 | 11.7 | 6.9 | 6.4 |
| BA | Sannicandro di Bari | 7.0 | 10.8 | 14.5 | 18.4 | 21.3 | 24.6 | 24.3 | 21.4 | 16.9 | 11.7 | 6.8 | 6.4 |
| BA | Santeramo in Colle | 7.1 | 10.8 | 14.5 | 18.4 | 21.2 | 24.6 | 24.3 | 21.3 | 16.9 | 11.7 | 6.9 | 6.6 |
| BA | Spinazzola | 7.0 | 10.7 | 14.4 | 18.7 | 21.1 | 24.4 | 24.3 | 21.0 | 16.4 | 11.5 | 7.0 | 6.5 |
| BA | Terlizzi | 6.9 | 10.8 | 14.5 | 18.5 | 21.3 | 24.6 | 24.3 | 21.3 | 16.8 | 11.7 | 6.7 | 6.4 |
| BA | Toritto | 7.0 | 10.8 | 14.5 | 18.4 | 21.3 | 24.6 | 24.3 | 21.3 | 16.8 | 11.7 | 6.8 | 6.5 |
| BA | Trani | 6.8 | 10.8 | 14.4 | 18.6 | 21.4 | 24.6 | 24.3 | 21.3 | 16.7 | 11.7 | 6.6 | 6.4 |
| BA | Triggiano | 6.9 | 10.8 | 14.5 | 18.3 | 21.4 | 24.7 | 24.3 | 21.5 | 17.0 | 11.7 | 6.7 | 6.4 |
| BA | Turi | 7.0 | 10.8 | 14.5 | 18.2 | 21.4 | 24.7 | 24.3 | 21.5 | 17.0 | 11.7 | 6.8 | 6.4 |
| BA | Valenzano | 6.9 | 10.8 | 14.5 | 18.3 | 21.4 | 24.7 | 24.3 | 21.4 | 16.9 | 11.7 | 6.7 | 6.4 |
| BR | Brindisi | 7.3 | 10.9 | 14.6 | 18.1 | 21.6 | 24.8 | 24.3 | 21.6 | 17.1 | 11.7 | 7.1 | 6.5 |
| BR | Carovigno | 7.2 | 10.9 | 14.6 | 18.1 | 21.5 | 24.8 | 24.3 | 21.6 | 17.1 | 11.7 | 7.0 | 6.4 |
| BR | Ceglie Messapica | 7.2 | 10.8 | 14.6 | 18.1 | 21.5 | 24.8 | 24.3 | 21.6 | 17.1 | 11.7 | 7.0 | 6.5 |
| BR | Cisternino | 7.2 | 10.8 | 14.6 | 18.1 | 21.5 | 24.7 | 24.3 | 21.6 | 17.1 | 11.7 | 7.0 | 6.4 |
| BR | Fasano | 7.1 | 10.8 | 14.6 | 18.1 | 21.5 | 24.7 | 24.3 | 21.6 | 17.0 | 11.7 | 6.9 | 6.4 |
| BR | Francavilla Fontana | 7.3 | 10.9 | 14.6 | 18.2 | 21.5 | 24.8 | 24.3 | 21.6 | 17.1 | 11.7 | 7.1 | 6.5 |
| BR | Latiano | 7.3 | 10.9 | 14.6 | 18.2 | 21.6 | 24.8 | 24.3 | 21.6 | 17.1 | 11.7 | 7.1 | 6.5 |
| BR | Mesagne | 7.3 | 10.9 | 14.6 | 18.2 | 21.6 | 24.8 | 24.3 | 21.6 | 17.1 | 11.7 | 7.1 | 6.5 |
| BR | Oria | 7.3 | 10.9 | 14.6 | 18.2 | 21.6 | 24.8 | 24.3 | 21.6 | 17.1 | 11.7 | 7.1 | 6.5 |
| BR | Ostuni | 7.2 | 10.8 | 14.6 | 18.1 | 21.5 | 24.8 | 24.3 | 21.6 | 17.1 | 11.7 | 7.0 | 6.4 |
| BR | San Michele Salentino | 7.3 | 10.9 | 14.6 | 18.1 | 21.5 | 24.8 | 24.3 | 21.6 | 17.1 | 11.7 | 7.1 | 6.5 |
| BR | San Pancrazio Salentino | 7.4 | 11.0 | 14.6 | 18.2 | 21.6 | 24.8 | 24.3 | 21.6 | 17.1 | 11.7 | 7.2 | 6.6 |
| BR | San Pietro Vernotico | 7.4 | 11.0 | 14.6 | 18.2 | 21.6 | 24.8 | 24.3 | 21.6 | 17.1 | 11.7 | 7.2 | 6.5 |
| BR | San Vito dei Normanni | 7.3 | 10.9 | 14.6 | 18.1 | 21.5 | 24.8 | 24.3 | 21.6 | 17.1 | 11.7 | 7.1 | 6.4 |
| BR | Torre Santa Susanna | 7.4 | 10.9 | 14.6 | 18.2 | 21.6 | 24.8 | 24.3 | 21.6 | 17.1 | 11.7 | 7.2 | 6.5 |
| BR | Villa Castelli | 7.3 | 10.9 | 14.6 | 18.1 | 21.5 | 24.8 | 24.3 | 21.6 | 17.1 | 11.7 | 7.1 | 6.5 |
| FG | Apricena | 6.7 | 10.4 | 14.3 | 18.9 | 21.5 | 24.4 | 24.3 | 20.9 | 16.4 | 11.3 | 6.7 | 6.1 |
| FG | Ascoli Satriano | 6.9 | 10.6 | 14.2 | 18.8 | 21.2 | 24.3 | 24.3 | 20.8 | 16.2 | 11.3 | 7.0 | 6.3 |
| FG | Cagnano Varano | 6.6 | 10.5 | 14.4 | 18.8 | 21.5 | 24.5 | 24.3 | 21.1 | 16.5 | 11.5 | 6.5 | 6.1 |
| FG | Carapelle | 6.9 | 10.6 | 14.3 | 18.8 | 21.3 | 24.4 | 24.3 | 20.9 | 16.3 | 11.4 | 6.9 | 6.2 |
| FG | Cerignola | 6.9 | 10.7 | 14.3 | 18.8 | 21.3 | 24.4 | 24.3 | 21.0 | 16.3 | 11.5 | 6.9 | 6.3 |
| FG | Foggia | 6.9 | 10.6 | 14.3 | 18.9 | 21.4 | 24.4 | 24.3 | 20.9 | 16.3 | 11.3 | 6.9 | 6.2 |
| FG | Lesina | 6.6 | 10.4 | 14.3 | 18.9 | 21.5 | 24.4 | 24.3 | 20.9 | 16.5 | 11.3 | 6.7 | 6.1 |
| FG | Lucera | 6.9 | 10.5 | 14.2 | 18.8 | 21.4 | 24.3 | 24.3 | 20.8 | 16.3 | 11.2 | 6.9 | 6.2 |
| FG | Manfredonia | 6.7 | 10.6 | 14.4 | 18.8 | 21.5 | 24.5 | 24.3 | 21.1 | 16.5 | 11.5 | 6.6 | 6.2 |
| FG | Margherita di Savoia | 6.8 | 10.7 | 14.4 | 18.8 | 21.4 | 24.5 | 24.3 | 21.2 | 16.5 | 11.6 | 6.7 | 6.3 |
| FG | Mattinata | 6.6 | 10.6 | 14.4 | 18.8 | 21.5 | 24.6 | 24.3 | 21.2 | 16.6 | 11.6 | 6.5 | 6.2 |
| FG | Monte Sant'Angelo | 6.6 | 10.6 | 14.4 | 18.8 | 21.5 | 24.6 | 24.3 | 21.2 | 16.5 | 11.5 | 6.6 | 6.2 |
| FG | Orta Nova | 6.9 | 10.6 | 14.3 | 18.8 | 21.3 | 24.4 | 24.3 | 20.9 | 16.3 | 11.4 | 6.9 | 6.3 |
| FG | San Ferdinando di Puglia | 6.8 | 10.7 | 14.4 | 18.8 | 21.4 | 24.5 | 24.3 | 21.1 | 16.5 | 11.6 | 6.8 | 6.3 |
| FG | San Giovanni Rotondo | 6.7 | 10.5 | 14.3 | 18.9 | 21.5 | 24.5 | 24.3 | 21.0 | 16.5 | 11.5 | 6.6 | 6.1 |

| | | gen | feb | mar | apr | mag | giu | lug | ago | set | ott | nov | dic |
|----|-----------------------|-----|------|------|------|------|------|------|------|------|------|-----|-----|
| FG | San Marco in Lamis | 6.7 | 10.5 | 14.3 | 18.9 | 21.5 | 24.4 | 24.3 | 21.0 | 16.4 | 11.4 | 6.7 | 6.1 |
| FG | San Severo | 6.8 | 10.5 | 14.3 | 18.9 | 21.4 | 24.4 | 24.3 | 20.8 | 16.4 | 11.3 | 6.8 | 6.1 |
| FG | Sannicandro Garganico | 6.6 | 10.4 | 14.3 | 18.9 | 21.5 | 24.5 | 24.3 | 21.0 | 16.5 | 11.4 | 6.6 | 6.1 |
| FG | Serracapriola | 6.7 | 10.4 | 14.2 | 18.8 | 21.4 | 24.3 | 24.3 | 20.8 | 16.4 | 11.2 | 6.8 | 6.1 |
| FG | Stornarella | 6.9 | 10.6 | 14.3 | 18.8 | 21.3 | 24.4 | 24.3 | 20.9 | 16.3 | 11.4 | 7.0 | 6.3 |
| FG | Torremaggiore | 6.8 | 10.5 | 14.2 | 18.9 | 21.4 | 24.3 | 24.3 | 20.8 | 16.3 | 11.2 | 6.8 | 6.1 |
| FG | Trinitapoli | 6.8 | 10.7 | 14.4 | 18.8 | 21.4 | 24.5 | 24.3 | 21.1 | 16.5 | 11.6 | 6.7 | 6.3 |
| FG | Troia | 6.9 | 10.6 | 14.1 | 18.8 | 21.3 | 24.3 | 24.3 | 20.8 | 16.2 | 11.2 | 7.0 | 6.3 |
| FG | Vico del Gargano | 6.6 | 10.5 | 14.4 | 18.8 | 21.6 | 24.7 | 24.3 | 21.2 | 16.6 | 11.5 | 6.4 | 6.2 |
| FG | Vieste | 6.6 | 10.6 | 14.4 | 18.8 | 21.6 | 24.8 | 24.3 | 21.3 | 16.7 | 11.6 | 6.4 | 6.2 |
| LE | Andrano | 7.7 | 11.4 | 14.6 | 18.3 | 21.8 | 24.8 | 24.3 | 21.7 | 17.2 | 12.0 | 7.6 | 6.8 |
| LE | Campi Salentina | 7.4 | 11.0 | 14.6 | 18.2 | 21.6 | 24.8 | 24.3 | 21.6 | 17.1 | 11.8 | 7.2 | 6.6 |
| LE | Carmiano | 7.5 | 11.1 | 14.6 | 18.2 | 21.7 | 24.8 | 24.3 | 21.6 | 17.1 | 11.8 | 7.3 | 6.6 |
| LE | Casarano | 7.7 | 11.3 | 14.6 | 18.3 | 21.8 | 24.8 | 24.3 | 21.6 | 17.2 | 11.9 | 7.5 | 6.8 |
| LE | Copertino | 7.5 | 11.1 | 14.6 | 18.2 | 21.7 | 24.8 | 24.3 | 21.6 | 17.1 | 11.8 | 7.3 | 6.6 |
| LE | Gagliano del Capo | 7.8 | 11.5 | 14.7 | 18.3 | 22.0 | 24.8 | 24.3 | 21.7 | 17.3 | 12.1 | 7.7 | 6.9 |
| LE | Galatina | 7.6 | 11.2 | 14.6 | 18.3 | 21.7 | 24.8 | 24.3 | 21.6 | 17.1 | 11.9 | 7.4 | 6.7 |
| LE | Galatone | 7.6 | 11.2 | 14.6 | 18.3 | 21.8 | 24.8 | 24.3 | 21.6 | 17.1 | 11.9 | 7.4 | 6.7 |
| LE | Gallipoli | 7.7 | 11.3 | 14.6 | 18.3 | 21.8 | 24.9 | 24.3 | 21.6 | 17.2 | 11.9 | 7.5 | 6.7 |
| LE | Lecce | 7.5 | 11.1 | 14.6 | 18.2 | 21.7 | 24.8 | 24.3 | 21.6 | 17.1 | 11.8 | 7.3 | 6.6 |
| LE | Lequile | 7.5 | 11.1 | 14.6 | 18.2 | 21.7 | 24.8 | 24.3 | 21.6 | 17.1 | 11.8 | 7.3 | 6.6 |
| LE | Leverano | 7.5 | 11.1 | 14.6 | 18.3 | 21.7 | 24.8 | 24.3 | 21.6 | 17.1 | 11.8 | 7.3 | 6.6 |
| LE | Maglie | 7.7 | 11.3 | 14.6 | 18.2 | 21.8 | 24.8 | 24.3 | 21.6 | 17.1 | 11.9 | 7.5 | 6.8 |
| LE | Matino | 7.7 | 11.3 | 14.6 | 18.3 | 21.8 | 24.8 | 24.3 | 21.6 | 17.2 | 11.9 | 7.5 | 6.7 |
| LE | Melendugno | 7.6 | 11.2 | 14.6 | 18.2 | 21.7 | 24.7 | 24.3 | 21.6 | 17.1 | 11.8 | 7.4 | 6.7 |
| LE | Monteroni di Lecce | 7.5 | 11.1 | 14.6 | 18.2 | 21.7 | 24.8 | 24.3 | 21.6 | 17.1 | 11.8 | 7.3 | 6.6 |
| LE | Nardò | 7.6 | 11.2 | 14.6 | 18.3 | 21.7 | 24.8 | 24.3 | 21.6 | 17.1 | 11.8 | 7.4 | 6.7 |
| LE | Otranto | 7.7 | 11.3 | 14.6 | 18.2 | 21.7 | 24.7 | 24.3 | 21.6 | 17.1 | 11.9 | 7.5 | 6.8 |
| LE | Parabita | 7.7 | 11.3 | 14.6 | 18.3 | 21.8 | 24.8 | 24.3 | 21.6 | 17.2 | 11.9 | 7.5 | 6.7 |
| LE | Poggiardo | 7.7 | 11.4 | 14.6 | 18.2 | 21.8 | 24.7 | 24.3 | 21.6 | 17.2 | 12.0 | 7.6 | 6.8 |
| LE | Presicce | 7.8 | 11.4 | 14.7 | 18.3 | 21.9 | 24.8 | 24.3 | 21.7 | 17.3 | 12.1 | 7.7 | 6.8 |
| LE | Ruffano | 7.7 | 11.4 | 14.6 | 18.3 | 21.9 | 24.8 | 24.3 | 21.7 | 17.2 | 12.0 | 7.6 | 6.8 |
| LE | Sannicola | 7.6 | 11.2 | 14.6 | 18.3 | 21.8 | 24.8 | 24.3 | 21.6 | 17.2 | 11.9 | 7.5 | 6.7 |
| LE | Scorrano | 7.7 | 11.3 | 14.6 | 18.3 | 21.8 | 24.8 | 24.3 | 21.6 | 17.2 | 11.9 | 7.5 | 6.8 |
| LE | Squinzano | 7.4 | 11.0 | 14.6 | 18.2 | 21.6 | 24.8 | 24.3 | 21.6 | 17.1 | 11.7 | 7.2 | 6.6 |
| LE | Surbo | 7.4 | 11.0 | 14.6 | 18.2 | 21.6 | 24.8 | 24.3 | 21.6 | 17.1 | 11.8 | 7.3 | 6.6 |
| LE | Taurisano | 7.7 | 11.4 | 14.6 | 18.3 | 21.9 | 24.8 | 24.3 | 21.7 | 17.2 | 12.0 | 7.6 | 6.8 |
| LE | Taviano | 7.7 | 11.3 | 14.6 | 18.4 | 21.9 | 24.9 | 24.3 | 21.7 | 17.2 | 12.0 | 7.6 | 6.8 |
| LE | Trepuzzi | 7.4 | 11.0 | 14.6 | 18.2 | 21.6 | 24.8 | 24.3 | 21.6 | 17.1 | 11.8 | 7.2 | 6.6 |
| LE | Tricase | 7.8 | 11.4 | 14.7 | 18.3 | 21.9 | 24.8 | 24.3 | 21.7 | 17.2 | 12.1 | 7.7 | 6.8 |
| LE | Ugento | 7.7 | 11.4 | 14.7 | 18.4 | 21.9 | 24.9 | 24.3 | 21.7 | 17.2 | 12.0 | 7.6 | 6.8 |
| LE | Veglie | 7.5 | 11.1 | 14.6 | 18.2 | 21.7 | 24.8 | 24.3 | 21.6 | 17.1 | 11.8 | 7.3 | 6.6 |
| TA | Avetrana | 7.4 | 11.0 | 14.6 | 18.2 | 21.6 | 24.8 | 24.3 | 21.6 | 17.1 | 11.7 | 7.3 | 6.6 |
| TA | Castellaneta | 7.3 | 10.8 | 14.6 | 18.3 | 21.3 | 24.6 | 24.3 | 21.4 | 16.9 | 11.7 | 7.0 | 6.6 |
| TA | Crispiano | 7.3 | 10.8 | 14.6 | 18.2 | 21.4 | 24.7 | 24.3 | 21.5 | 17.0 | 11.7 | 7.1 | 6.5 |
| TA | Ginosa | 7.3 | 10.8 | 14.6 | 18.4 | 21.2 | 24.6 | 24.3 | 21.3 | 16.9 | 11.7 | 7.1 | 6.7 |
| TA | Grottaglie | 7.3 | 10.9 | 14.6 | 18.1 | 21.5 | 24.8 | 24.3 | 21.6 | 17.1 | 11.7 | 7.1 | 6.6 |
| TA | Laterza | 7.3 | 10.8 | 14.6 | 18.4 | 21.2 | 24.6 | 24.3 | 21.3 | 16.9 | 11.7 | 7.1 | 6.7 |
| TA | Lizzano | 7.4 | 10.9 | 14.6 | 18.2 | 21.6 | 24.8 | 24.3 | 21.6 | 17.1 | 11.7 | 7.2 | 6.6 |

| | | gen | feb | mar | apr | mag | giu | lug | ago | set | ott | nov | dic |
|----|-----------------------------|-----|------|------|------|------|------|------|------|------|------|-----|-----|
| TA | Manduria | 7.4 | 10.9 | 14.6 | 18.2 | 21.6 | 24.8 | 24.3 | 21.6 | 17.1 | 11.7 | 7.2 | 6.6 |
| TA | Martina Franca | 7.2 | 10.8 | 14.6 | 18.1 | 21.4 | 24.7 | 24.3 | 21.5 | 17.0 | 11.7 | 7.0 | 6.5 |
| TA | Maruggio | 7.5 | 11.0 | 14.6 | 18.2 | 21.6 | 24.8 | 24.3 | 21.6 | 17.1 | 11.7 | 7.3 | 6.7 |
| TA | Massafra | 7.3 | 10.8 | 14.6 | 18.2 | 21.4 | 24.7 | 24.3 | 21.5 | 17.0 | 11.7 | 7.1 | 6.6 |
| TA | Mottola | 7.3 | 10.8 | 14.6 | 18.2 | 21.3 | 24.7 | 24.3 | 21.4 | 17.0 | 11.7 | 7.0 | 6.6 |
| TA | Palagianò | 7.3 | 10.8 | 14.6 | 18.2 | 21.3 | 24.7 | 24.3 | 21.4 | 17.0 | 11.7 | 7.1 | 6.6 |
| TA | Pulsano | 7.5 | 10.9 | 14.7 | 18.2 | 21.5 | 24.8 | 24.3 | 21.6 | 17.1 | 11.7 | 7.2 | 6.7 |
| TA | San Giorgio Jonico | 7.4 | 10.9 | 14.6 | 18.2 | 21.5 | 24.8 | 24.3 | 21.6 | 17.1 | 11.7 | 7.2 | 6.6 |
| TA | San Marzano di San Giuseppe | 7.4 | 10.9 | 14.6 | 18.2 | 21.6 | 24.8 | 24.3 | 21.6 | 17.1 | 11.7 | 7.2 | 6.6 |
| TA | Sava | 7.4 | 10.9 | 14.6 | 18.2 | 21.6 | 24.8 | 24.3 | 21.6 | 17.1 | 11.7 | 7.2 | 6.6 |
| TA | Taranto | 7.4 | 10.9 | 14.6 | 18.2 | 21.5 | 24.7 | 24.3 | 21.5 | 17.0 | 11.7 | 7.1 | 6.6 |

BASILICATA

| | | | | | | | | | | | | | |
|----|----------------------|-----|------|------|------|------|------|------|------|------|------|-----|-----|
| MT | Bernalda | 7.4 | 10.8 | 14.7 | 18.5 | 21.2 | 24.6 | 24.3 | 21.3 | 16.8 | 11.7 | 7.2 | 6.9 |
| MT | Ferrandina | 7.3 | 10.8 | 14.6 | 18.6 | 21.0 | 24.5 | 24.3 | 21.1 | 16.7 | 11.7 | 7.2 | 6.9 |
| MT | Grassano | 7.2 | 10.8 | 14.5 | 18.6 | 21.0 | 24.4 | 24.3 | 21.0 | 16.5 | 11.6 | 7.2 | 6.8 |
| MT | Irsina | 7.1 | 10.8 | 14.4 | 18.7 | 21.0 | 24.4 | 24.3 | 21.0 | 16.5 | 11.6 | 7.1 | 6.7 |
| MT | Matera | 7.2 | 10.8 | 14.6 | 18.5 | 21.1 | 24.5 | 24.3 | 21.2 | 16.8 | 11.7 | 7.1 | 6.7 |
| MT | Montalbano Jonico | 7.4 | 10.8 | 14.7 | 18.5 | 21.1 | 24.6 | 24.3 | 21.2 | 16.8 | 11.7 | 7.3 | 6.9 |
| MT | Montescaglioso | 7.3 | 10.8 | 14.6 | 18.5 | 21.2 | 24.6 | 24.3 | 21.2 | 16.8 | 11.7 | 7.1 | 6.8 |
| MT | Nova Siri | 7.5 | 10.9 | 14.7 | 18.5 | 21.1 | 24.6 | 24.3 | 21.2 | 16.8 | 11.8 | 7.3 | 7.0 |
| MT | Pisticci | 7.4 | 10.8 | 14.6 | 18.5 | 21.1 | 24.6 | 24.3 | 21.2 | 16.7 | 11.7 | 7.2 | 6.9 |
| MT | Policoro | 7.5 | 10.9 | 14.7 | 18.5 | 21.2 | 24.6 | 24.3 | 21.3 | 16.8 | 11.8 | 7.3 | 7.0 |
| MT | Pomarico | 7.3 | 10.8 | 14.6 | 18.5 | 21.1 | 24.5 | 24.3 | 21.1 | 16.7 | 11.7 | 7.2 | 6.8 |
| MT | Stigliano | 7.3 | 10.8 | 14.5 | 18.6 | 20.9 | 24.4 | 24.3 | 21.0 | 16.5 | 11.6 | 7.3 | 6.9 |
| MT | Tricarico | 7.1 | 10.7 | 14.4 | 18.6 | 20.9 | 24.4 | 24.3 | 20.9 | 16.4 | 11.5 | 7.2 | 6.8 |
| MT | Tursi | 7.4 | 10.8 | 14.6 | 18.5 | 21.1 | 24.6 | 24.3 | 21.1 | 16.7 | 11.7 | 7.3 | 7.0 |
| | | | | | | | | | | | | | |
| PZ | Avigliano | 7.1 | 10.6 | 14.1 | 18.6 | 20.8 | 24.3 | 24.3 | 20.8 | 16.1 | 11.3 | 7.2 | 6.7 |
| PZ | Genzano di Lucania | 7.0 | 10.7 | 14.3 | 18.7 | 21.0 | 24.4 | 24.3 | 20.9 | 16.3 | 11.5 | 7.1 | 6.6 |
| PZ | Latronico | 7.4 | 10.8 | 14.4 | 18.4 | 20.8 | 24.4 | 24.3 | 21.0 | 16.4 | 11.6 | 7.4 | 7.1 |
| PZ | Lauria | 7.4 | 10.9 | 14.4 | 18.3 | 20.8 | 24.4 | 24.3 | 21.0 | 16.3 | 11.5 | 7.5 | 7.1 |
| PZ | Lavello | 7.0 | 10.6 | 14.2 | 18.8 | 21.1 | 24.3 | 24.3 | 20.9 | 16.2 | 11.4 | 7.1 | 6.4 |
| PZ | Maratea | 7.4 | 10.9 | 14.4 | 18.2 | 20.9 | 24.4 | 24.3 | 21.1 | 16.3 | 11.5 | 7.5 | 7.1 |
| PZ | Marsico Nuovo | 7.2 | 10.7 | 14.2 | 18.4 | 20.7 | 24.3 | 24.3 | 20.8 | 16.1 | 11.3 | 7.4 | 6.9 |
| PZ | Melfi | 7.0 | 10.6 | 14.2 | 18.7 | 21.1 | 24.3 | 24.3 | 20.8 | 16.2 | 11.3 | 7.1 | 6.5 |
| PZ | Moliterno | 7.3 | 10.8 | 14.3 | 18.3 | 20.7 | 24.4 | 24.3 | 20.9 | 16.2 | 11.4 | 7.4 | 7.0 |
| PZ | Muro Lucano | 7.1 | 10.6 | 14.0 | 18.5 | 20.9 | 24.3 | 24.3 | 20.8 | 16.0 | 11.1 | 7.3 | 6.7 |
| PZ | Palazzo San Gervasio | 7.0 | 10.7 | 14.3 | 18.7 | 21.0 | 24.4 | 24.3 | 20.9 | 16.3 | 11.5 | 7.1 | 6.6 |
| PZ | Picerno | 7.1 | 10.6 | 14.1 | 18.5 | 20.8 | 24.3 | 24.3 | 20.8 | 16.1 | 11.2 | 7.3 | 6.7 |
| PZ | Potenza | 7.1 | 10.7 | 14.2 | 18.5 | 20.8 | 24.3 | 24.3 | 20.8 | 16.2 | 11.3 | 7.3 | 6.8 |
| PZ | Rionero in Vulture | 7.0 | 10.6 | 14.2 | 18.7 | 21.0 | 24.3 | 24.3 | 20.8 | 16.2 | 11.3 | 7.2 | 6.5 |
| PZ | Sant'Arcangelo | 7.3 | 10.8 | 14.5 | 18.5 | 20.9 | 24.5 | 24.3 | 21.0 | 16.5 | 11.7 | 7.3 | 7.0 |
| PZ | Senise | 7.4 | 10.8 | 14.5 | 18.5 | 20.9 | 24.5 | 24.3 | 21.1 | 16.5 | 11.7 | 7.3 | 7.0 |
| PZ | Tito | 7.1 | 10.6 | 14.1 | 18.4 | 20.8 | 24.3 | 24.3 | 20.8 | 16.1 | 11.2 | 7.3 | 6.8 |
| PZ | Venosa | 7.0 | 10.6 | 14.2 | 18.7 | 21.0 | 24.3 | 24.3 | 20.9 | 16.2 | 11.4 | 7.1 | 6.5 |

| | | gen | feb | mar | apr | mag | giu | lug | ago | set | ott | nov | dic |
|-----------------|-----------------------|-----|------|------|------|------|------|------|------|------|------|-----|-----|
| CALABRIA | | | | | | | | | | | | | |
| CS | Acri | 7.6 | 11.0 | 14.6 | 18.5 | 21.2 | 24.5 | 24.2 | 21.4 | 16.6 | 11.9 | 7.5 | 7.1 |
| CS | Amantea | 7.7 | 11.1 | 14.8 | 18.5 | 21.5 | 24.5 | 24.3 | 21.5 | 16.7 | 11.9 | 7.7 | 7.2 |
| CS | Belvedere Marittimo | 7.6 | 11.0 | 14.7 | 18.3 | 21.2 | 24.5 | 24.3 | 21.3 | 16.5 | 11.7 | 7.6 | 7.1 |
| CS | Bisignano | 7.6 | 11.0 | 14.6 | 18.5 | 21.2 | 24.5 | 24.3 | 21.3 | 16.6 | 11.9 | 7.5 | 7.1 |
| CS | Cariati | 7.8 | 11.2 | 14.6 | 18.6 | 21.7 | 24.6 | 24.2 | 21.6 | 16.8 | 12.0 | 7.6 | 7.1 |
| CS | Cassano allo Ionio | 7.5 | 10.9 | 14.6 | 18.5 | 21.1 | 24.5 | 24.3 | 21.2 | 16.6 | 11.8 | 7.4 | 7.1 |
| CS | Castrolibero | 7.6 | 11.1 | 14.6 | 18.5 | 21.3 | 24.5 | 24.3 | 21.4 | 16.6 | 11.9 | 7.6 | 7.1 |
| CS | Castrovillari | 7.5 | 10.9 | 14.5 | 18.4 | 21.0 | 24.5 | 24.3 | 21.2 | 16.5 | 11.8 | 7.4 | 7.1 |
| CS | Cetraro | 7.6 | 11.0 | 14.7 | 18.4 | 21.3 | 24.5 | 24.3 | 21.3 | 16.6 | 11.8 | 7.6 | 7.2 |
| CS | Corigliano Calabro | 7.6 | 11.0 | 14.6 | 18.6 | 21.3 | 24.5 | 24.3 | 21.4 | 16.6 | 11.9 | 7.4 | 7.1 |
| CS | Cosenza | 7.6 | 11.1 | 14.6 | 18.5 | 21.3 | 24.5 | 24.3 | 21.4 | 16.6 | 11.9 | 7.6 | 7.1 |
| CS | Crosia | 7.7 | 11.1 | 14.6 | 18.6 | 21.5 | 24.6 | 24.2 | 21.5 | 16.8 | 12.0 | 7.5 | 7.1 |
| CS | Fuscaldo | 7.6 | 11.0 | 14.7 | 18.4 | 21.3 | 24.5 | 24.3 | 21.4 | 16.6 | 11.8 | 7.6 | 7.2 |
| CS | Longobucco | 7.7 | 11.1 | 14.5 | 18.6 | 21.3 | 24.5 | 24.2 | 21.4 | 16.6 | 12.0 | 7.5 | 7.1 |
| CS | Luzzi | 7.6 | 11.0 | 14.6 | 18.5 | 21.2 | 24.5 | 24.3 | 21.4 | 16.6 | 11.9 | 7.5 | 7.1 |
| CS | Montalto Uffugo | 7.6 | 11.0 | 14.6 | 18.5 | 21.3 | 24.5 | 24.3 | 21.4 | 16.6 | 11.9 | 7.5 | 7.1 |
| CS | Paola | 7.6 | 11.0 | 14.7 | 18.4 | 21.3 | 24.5 | 24.3 | 21.4 | 16.6 | 11.9 | 7.6 | 7.2 |
| CS | Praia a Mare | 7.5 | 10.9 | 14.5 | 18.2 | 20.9 | 24.4 | 24.3 | 21.1 | 16.4 | 11.5 | 7.6 | 7.1 |
| CS | Rende | 7.6 | 11.0 | 14.6 | 18.5 | 21.3 | 24.5 | 24.3 | 21.4 | 16.6 | 11.9 | 7.6 | 7.1 |
| CS | Roggiano Gravina | 7.5 | 11.0 | 14.6 | 18.4 | 21.1 | 24.5 | 24.3 | 21.3 | 16.5 | 11.8 | 7.5 | 7.1 |
| CS | Rogliano | 7.6 | 11.1 | 14.6 | 18.6 | 21.3 | 24.5 | 24.2 | 21.5 | 16.6 | 11.9 | 7.6 | 7.2 |
| CS | Rossano | 7.7 | 11.1 | 14.6 | 18.6 | 21.3 | 24.6 | 24.2 | 21.4 | 16.7 | 11.9 | 7.4 | 7.1 |
| CS | San Giovanni in Fiore | 7.7 | 11.3 | 14.5 | 18.6 | 21.5 | 24.5 | 24.2 | 21.5 | 16.7 | 12.0 | 7.6 | 7.1 |
| CS | San Lucido | 7.6 | 11.1 | 14.7 | 18.5 | 21.4 | 24.5 | 24.3 | 21.4 | 16.7 | 11.9 | 7.6 | 7.2 |
| CS | San Marco Argentano | 7.6 | 11.0 | 14.6 | 18.4 | 21.2 | 24.5 | 24.3 | 21.3 | 16.5 | 11.8 | 7.5 | 7.1 |
| CS | Scalea | 7.5 | 11.0 | 14.6 | 18.2 | 21.0 | 24.4 | 24.3 | 21.2 | 16.4 | 11.6 | 7.6 | 7.1 |
| CS | Spezzano Albanese | 7.5 | 11.0 | 14.6 | 18.5 | 21.1 | 24.5 | 24.3 | 21.3 | 16.6 | 11.8 | 7.4 | 7.1 |
| CS | Spezzano della Sila | 7.6 | 11.1 | 14.6 | 18.5 | 21.3 | 24.5 | 24.2 | 21.4 | 16.6 | 11.9 | 7.5 | 7.1 |
| CS | Terranova da Sibari | 7.6 | 11.0 | 14.6 | 18.5 | 21.2 | 24.5 | 24.3 | 21.3 | 16.6 | 11.9 | 7.4 | 7.1 |
| CS | Trebisacce | 7.6 | 10.9 | 14.6 | 18.5 | 21.2 | 24.6 | 24.3 | 21.3 | 16.7 | 11.9 | 7.4 | 7.1 |
| | | | | | | | | | | | | | |
| CZ | Borgia | 7.7 | 11.4 | 14.7 | 18.7 | 21.7 | 24.6 | 24.3 | 21.7 | 16.8 | 12.1 | 7.9 | 7.3 |
| CZ | Botricello | 7.9 | 11.5 | 14.7 | 18.8 | 21.9 | 24.7 | 24.3 | 21.8 | 16.9 | 12.2 | 8.0 | 7.2 |
| CZ | Catanzaro | 7.8 | 11.4 | 14.6 | 18.7 | 21.6 | 24.6 | 24.2 | 21.7 | 16.7 | 12.1 | 7.9 | 7.2 |
| CZ | Chiaravalle Centrale | 7.8 | 11.5 | 14.7 | 18.8 | 21.8 | 24.6 | 24.3 | 21.8 | 16.9 | 12.2 | 8.0 | 7.3 |
| CZ | Girifalco | 7.7 | 11.4 | 14.7 | 18.7 | 21.6 | 24.5 | 24.3 | 21.7 | 16.8 | 12.1 | 7.9 | 7.2 |
| CZ | Guardavalle | 7.9 | 11.7 | 14.8 | 18.9 | 22.0 | 24.6 | 24.4 | 22.0 | 17.0 | 12.4 | 8.2 | 7.4 |
| CZ | Lamezia Terme | 7.7 | 11.2 | 14.7 | 18.6 | 21.5 | 24.5 | 24.3 | 21.6 | 16.7 | 12.0 | 7.7 | 7.2 |
| CZ | Nocera Tirinese | 7.7 | 11.2 | 14.7 | 18.6 | 21.5 | 24.5 | 24.3 | 21.5 | 16.7 | 12.0 | 7.7 | 7.2 |
| CZ | Sellia Marina | 7.8 | 11.5 | 14.7 | 18.8 | 21.8 | 24.6 | 24.3 | 21.8 | 16.8 | 12.2 | 8.0 | 7.2 |
| CZ | Sersale | 7.8 | 11.4 | 14.6 | 18.7 | 21.6 | 24.6 | 24.2 | 21.7 | 16.7 | 12.1 | 7.8 | 7.2 |
| CZ | Soverato | 7.8 | 11.5 | 14.7 | 18.8 | 21.8 | 24.6 | 24.3 | 21.9 | 16.9 | 12.3 | 8.1 | 7.3 |
| | | | | | | | | | | | | | |
| KR | Cirò | 7.9 | 11.4 | 14.6 | 18.6 | 21.8 | 24.7 | 24.3 | 21.7 | 16.9 | 12.1 | 7.7 | 7.0 |
| KR | Cirò Marina | 7.9 | 11.4 | 14.6 | 18.7 | 21.9 | 24.7 | 24.3 | 21.7 | 16.9 | 12.1 | 7.7 | 7.0 |
| KR | Crotone | 8.0 | 11.6 | 14.7 | 18.8 | 22.1 | 24.7 | 24.3 | 21.9 | 17.0 | 12.3 | 8.0 | 7.1 |
| KR | Cutro | 7.9 | 11.5 | 14.6 | 18.8 | 21.9 | 24.7 | 24.3 | 21.8 | 16.9 | 12.2 | 8.0 | 7.1 |
| KR | Isola di Capo Rizzuto | 8.0 | 11.6 | 14.7 | 18.8 | 22.1 | 24.8 | 24.3 | 22.0 | 17.0 | 12.3 | 8.1 | 7.1 |
| KR | Mesoraca | 7.8 | 11.4 | 14.6 | 18.7 | 21.6 | 24.6 | 24.2 | 21.7 | 16.7 | 12.1 | 7.8 | 7.2 |

| | | gen | feb | mar | apr | mag | giu | lug | ago | set | ott | nov | dic |
|----|-----------------------|-----|------|------|------|------|------|------|------|------|------|-----|-----|
| KR | Petilia Policastro | 7.8 | 11.4 | 14.6 | 18.7 | 21.6 | 24.6 | 24.2 | 21.6 | 16.7 | 12.1 | 7.8 | 7.1 |
| KR | Rocca di Neto | 7.9 | 11.5 | 14.6 | 18.7 | 21.8 | 24.6 | 24.2 | 21.7 | 16.9 | 12.2 | 7.8 | 7.1 |
| KR | Strongoli | 7.9 | 11.4 | 14.6 | 18.7 | 21.8 | 24.7 | 24.2 | 21.7 | 16.9 | 12.1 | 7.8 | 7.1 |
| RC | Bagnara Calabria | 7.9 | 11.8 | 14.9 | 19.0 | 22.1 | 24.5 | 24.4 | 21.8 | 17.1 | 12.5 | 8.2 | 7.2 |
| RC | Bovalino | 8.0 | 12.0 | 14.9 | 19.1 | 22.2 | 24.6 | 24.6 | 22.0 | 17.2 | 12.7 | 8.4 | 7.4 |
| RC | Caulonia | 7.9 | 11.8 | 14.8 | 19.0 | 22.1 | 24.6 | 24.4 | 22.0 | 17.0 | 12.5 | 8.3 | 7.4 |
| RC | Cinquefrondi | 7.8 | 11.6 | 14.8 | 18.9 | 22.0 | 24.5 | 24.4 | 21.8 | 17.0 | 12.4 | 8.1 | 7.2 |
| RC | Cittanova | 7.8 | 11.7 | 14.8 | 18.9 | 22.0 | 24.5 | 24.4 | 21.9 | 17.0 | 12.4 | 8.2 | 7.3 |
| RC | Gioia Tauro | 7.8 | 11.6 | 14.8 | 18.9 | 22.0 | 24.5 | 24.4 | 21.8 | 17.1 | 12.3 | 8.1 | 7.2 |
| RC | Gioiosa Ionica | 7.9 | 11.8 | 14.8 | 19.0 | 22.1 | 24.6 | 24.5 | 22.0 | 17.1 | 12.5 | 8.3 | 7.4 |
| RC | Locri | 7.9 | 11.9 | 14.9 | 19.1 | 22.1 | 24.6 | 24.5 | 22.0 | 17.1 | 12.6 | 8.4 | 7.4 |
| RC | Melito di Porto Salvo | 8.1 | 12.2 | 14.9 | 19.3 | 22.2 | 24.7 | 24.6 | 22.0 | 17.3 | 12.9 | 8.5 | 7.4 |
| RC | Montebello Ionico | 8.0 | 12.1 | 14.9 | 19.2 | 22.2 | 24.6 | 24.6 | 22.0 | 17.3 | 12.8 | 8.5 | 7.4 |
| RC | Motta San Giovanni | 8.0 | 12.1 | 14.9 | 19.2 | 22.2 | 24.6 | 24.6 | 22.0 | 17.3 | 12.8 | 8.4 | 7.3 |
| RC | Oppido Mamertina | 7.8 | 11.8 | 14.8 | 19.0 | 22.1 | 24.6 | 24.4 | 21.9 | 17.1 | 12.5 | 8.2 | 7.2 |
| RC | Palmi | 7.8 | 11.7 | 14.9 | 18.9 | 22.1 | 24.5 | 24.4 | 21.8 | 17.1 | 12.4 | 8.1 | 7.2 |
| RC | Polistena | 7.8 | 11.7 | 14.8 | 18.9 | 22.0 | 24.5 | 24.4 | 21.8 | 17.0 | 12.4 | 8.1 | 7.2 |
| RC | Reggio di Calabria | 8.0 | 11.9 | 14.9 | 19.1 | 22.2 | 24.6 | 24.5 | 21.9 | 17.2 | 12.6 | 8.3 | 7.3 |
| RC | Rizziconi | 7.8 | 11.6 | 14.8 | 18.9 | 22.0 | 24.5 | 24.4 | 21.8 | 17.0 | 12.4 | 8.1 | 7.2 |
| RC | Rosarno | 7.8 | 11.6 | 14.8 | 18.9 | 22.0 | 24.5 | 24.4 | 21.8 | 17.0 | 12.3 | 8.0 | 7.2 |
| RC | Scilla | 7.9 | 11.8 | 14.9 | 19.0 | 22.2 | 24.5 | 24.4 | 21.8 | 17.2 | 12.5 | 8.2 | 7.2 |
| RC | Siderno | 7.9 | 11.9 | 14.9 | 19.0 | 22.1 | 24.6 | 24.5 | 22.0 | 17.1 | 12.6 | 8.3 | 7.4 |
| RC | Taurianova | 7.8 | 11.7 | 14.8 | 18.9 | 22.0 | 24.5 | 24.4 | 21.8 | 17.1 | 12.4 | 8.2 | 7.2 |
| RC | Villa San Giovanni | 7.9 | 11.8 | 14.9 | 19.0 | 22.2 | 24.5 | 24.4 | 21.8 | 17.2 | 12.6 | 8.2 | 7.3 |
| VV | Filadelfia | 7.7 | 11.3 | 14.7 | 18.7 | 21.7 | 24.5 | 24.3 | 21.7 | 16.8 | 12.1 | 7.9 | 7.2 |
| VV | Nicotera | 7.8 | 11.5 | 14.9 | 18.8 | 22.0 | 24.5 | 24.3 | 21.7 | 17.0 | 12.2 | 8.0 | 7.2 |
| VV | Pizzo | 7.7 | 11.3 | 14.8 | 18.7 | 21.7 | 24.5 | 24.3 | 21.7 | 16.9 | 12.1 | 7.9 | 7.2 |
| VV | Serra San Bruno | 7.8 | 11.5 | 14.8 | 18.8 | 21.9 | 24.5 | 24.3 | 21.8 | 16.9 | 12.3 | 8.0 | 7.3 |
| VV | Tropea | 7.8 | 11.4 | 14.9 | 18.8 | 21.9 | 24.6 | 24.3 | 21.7 | 17.0 | 12.2 | 7.9 | 7.2 |
| VV | Vibo Valentia | 7.7 | 11.4 | 14.8 | 18.7 | 21.8 | 24.5 | 24.3 | 21.7 | 16.9 | 12.1 | 7.9 | 7.2 |

SICILIA

| | | | | | | | | | | | | | |
|----|-------------------------|-----|------|------|------|------|------|------|------|------|------|-----|-----|
| AG | Agrigento | 8.8 | 12.4 | 15.5 | 19.5 | 22.3 | 24.6 | 24.7 | 21.8 | 17.3 | 13.0 | 9.4 | 8.0 |
| AG | Alessandria della Rocca | 8.6 | 12.2 | 15.4 | 19.4 | 22.3 | 24.7 | 24.7 | 21.8 | 17.2 | 12.8 | 9.2 | 8.0 |
| AG | Aragona | 8.7 | 12.3 | 15.4 | 19.4 | 22.3 | 24.6 | 24.7 | 21.8 | 17.3 | 12.9 | 9.4 | 8.0 |
| AG | Bivona | 8.6 | 12.1 | 15.4 | 19.4 | 22.3 | 24.7 | 24.7 | 21.7 | 17.2 | 12.8 | 9.2 | 7.9 |
| AG | Caltabellotta | 8.6 | 12.2 | 15.5 | 19.5 | 22.4 | 24.7 | 24.7 | 21.9 | 17.3 | 12.8 | 9.3 | 8.0 |
| AG | Campobello di Licata | 8.8 | 12.5 | 15.4 | 19.5 | 22.3 | 24.6 | 24.7 | 21.8 | 17.3 | 13.1 | 9.4 | 8.0 |
| AG | Canicatti | 8.7 | 12.4 | 15.3 | 19.4 | 22.2 | 24.6 | 24.7 | 21.7 | 17.3 | 13.0 | 9.4 | 8.0 |
| AG | Casteltermini | 8.6 | 12.2 | 15.3 | 19.4 | 22.2 | 24.7 | 24.7 | 21.7 | 17.2 | 12.8 | 9.2 | 7.9 |
| AG | Cattolica Eraclea | 8.7 | 12.3 | 15.5 | 19.5 | 22.4 | 24.6 | 24.7 | 21.9 | 17.3 | 12.9 | 9.4 | 8.0 |
| AG | Favara | 8.8 | 12.4 | 15.4 | 19.4 | 22.3 | 24.6 | 24.7 | 21.8 | 17.3 | 13.0 | 9.4 | 8.0 |
| AG | Licata | 8.9 | 12.6 | 15.5 | 19.5 | 22.4 | 24.5 | 24.7 | 21.9 | 17.5 | 13.3 | 9.6 | 8.1 |
| AG | Menfi | 8.7 | 12.2 | 15.6 | 19.6 | 22.4 | 24.6 | 24.7 | 22.0 | 17.4 | 12.8 | 9.3 | 8.0 |
| AG | Naro | 8.8 | 12.4 | 15.4 | 19.4 | 22.3 | 24.6 | 24.7 | 21.8 | 17.3 | 13.1 | 9.4 | 8.0 |
| AG | Palma di Montechiaro | 8.8 | 12.5 | 15.5 | 19.5 | 22.4 | 24.6 | 24.7 | 21.9 | 17.4 | 13.2 | 9.5 | 8.0 |
| AG | Porto Empedocle | 8.8 | 12.4 | 15.5 | 19.5 | 22.4 | 24.6 | 24.7 | 21.9 | 17.4 | 13.0 | 9.5 | 8.0 |

| | | gen | feb | mar | apr | mag | giu | lug | ago | set | ott | nov | dic |
|----|-----------------------------|-----|------|------|------|------|------|------|------|------|------|-----|-----|
| AG | Racalmuto | 8.7 | 12.3 | 15.4 | 19.4 | 22.2 | 24.6 | 24.7 | 21.7 | 17.2 | 13.0 | 9.3 | 8.0 |
| AG | Raffadali | 8.7 | 12.3 | 15.4 | 19.4 | 22.3 | 24.6 | 24.7 | 21.8 | 17.3 | 12.9 | 9.4 | 8.0 |
| AG | Ravanusa | 8.8 | 12.5 | 15.3 | 19.5 | 22.2 | 24.6 | 24.7 | 21.8 | 17.3 | 13.1 | 9.4 | 8.0 |
| AG | Ribera | 8.7 | 12.2 | 15.5 | 19.5 | 22.4 | 24.7 | 24.8 | 21.9 | 17.3 | 12.8 | 9.3 | 8.0 |
| AG | Sambuca di Sicilia | 8.6 | 12.1 | 15.5 | 19.5 | 22.4 | 24.7 | 24.7 | 21.9 | 17.3 | 12.7 | 9.2 | 8.0 |
| AG | San Giovanni Gemini | 8.5 | 12.1 | 15.3 | 19.3 | 22.3 | 24.7 | 24.7 | 21.7 | 17.2 | 12.8 | 9.2 | 7.9 |
| AG | Santa Margherita di Belice | 8.6 | 12.1 | 15.5 | 19.5 | 22.4 | 24.7 | 24.7 | 21.9 | 17.3 | 12.7 | 9.2 | 7.9 |
| AG | Santo Stefano Quisquina | 8.6 | 12.1 | 15.3 | 19.4 | 22.3 | 24.7 | 24.7 | 21.7 | 17.2 | 12.8 | 9.2 | 7.9 |
| AG | Sciacca | 8.7 | 12.2 | 15.6 | 19.6 | 22.4 | 24.6 | 24.8 | 22.0 | 17.4 | 12.8 | 9.3 | 8.0 |
| AG | Siculiana | 8.8 | 12.4 | 15.6 | 19.5 | 22.4 | 24.6 | 24.8 | 21.9 | 17.4 | 13.0 | 9.4 | 8.0 |
| CL | Butera | 8.8 | 12.5 | 15.4 | 19.6 | 22.3 | 24.7 | 24.7 | 21.8 | 17.4 | 13.3 | 9.4 | 8.0 |
| CL | Caltanissetta | 8.6 | 12.3 | 15.2 | 19.4 | 22.1 | 24.7 | 24.7 | 21.6 | 17.2 | 13.0 | 9.2 | 7.9 |
| CL | Gela | 8.9 | 12.6 | 15.4 | 19.6 | 22.4 | 24.6 | 24.8 | 21.9 | 17.5 | 13.4 | 9.5 | 8.0 |
| CL | Mazzarino | 8.7 | 12.5 | 15.3 | 19.5 | 22.2 | 24.7 | 24.8 | 21.7 | 17.3 | 13.2 | 9.3 | 8.0 |
| CL | Mussomeli | 8.6 | 12.2 | 15.3 | 19.3 | 22.2 | 24.7 | 24.7 | 21.6 | 17.2 | 12.8 | 9.2 | 7.9 |
| CL | Niscemi | 8.8 | 12.6 | 15.3 | 19.6 | 22.3 | 24.7 | 24.8 | 21.9 | 17.4 | 13.4 | 9.4 | 8.0 |
| CL | Riesi | 8.8 | 12.5 | 15.3 | 19.5 | 22.2 | 24.6 | 24.7 | 21.7 | 17.3 | 13.2 | 9.4 | 8.0 |
| CL | San Cataldo | 8.6 | 12.3 | 15.2 | 19.4 | 22.2 | 24.7 | 24.7 | 21.6 | 17.2 | 12.9 | 9.2 | 7.9 |
| CL | Santa Caterina Villarmosa | 8.5 | 12.2 | 15.2 | 19.4 | 22.2 | 24.7 | 24.7 | 21.6 | 17.1 | 12.9 | 9.1 | 7.9 |
| CL | Serradifalco | 8.6 | 12.3 | 15.3 | 19.4 | 22.2 | 24.7 | 24.7 | 21.6 | 17.2 | 12.9 | 9.3 | 8.0 |
| CL | Sommatino | 8.7 | 12.4 | 15.3 | 19.5 | 22.2 | 24.6 | 24.7 | 21.7 | 17.3 | 13.1 | 9.4 | 8.0 |
| CT | Aci Castello | 8.5 | 12.4 | 15.0 | 19.5 | 22.2 | 24.8 | 24.8 | 21.9 | 17.4 | 13.1 | 8.8 | 7.7 |
| CT | Aci Catena | 8.4 | 12.4 | 15.0 | 19.5 | 22.2 | 24.8 | 24.8 | 21.9 | 17.3 | 13.0 | 8.8 | 7.7 |
| CT | Aci Sant'Antonio | 8.4 | 12.4 | 15.0 | 19.4 | 22.2 | 24.8 | 24.8 | 21.9 | 17.3 | 13.0 | 8.8 | 7.7 |
| CT | Acireale | 8.4 | 12.3 | 15.0 | 19.4 | 22.2 | 24.8 | 24.8 | 21.9 | 17.3 | 13.0 | 8.8 | 7.6 |
| CT | Adrano | 8.4 | 12.2 | 15.0 | 19.4 | 22.1 | 24.7 | 24.7 | 21.7 | 17.2 | 12.9 | 8.8 | 7.7 |
| CT | Belpasso | 8.5 | 12.3 | 15.0 | 19.4 | 22.1 | 24.8 | 24.8 | 21.8 | 17.3 | 13.0 | 8.8 | 7.7 |
| CT | Biancavilla | 8.4 | 12.3 | 15.0 | 19.4 | 22.1 | 24.7 | 24.8 | 21.7 | 17.2 | 12.9 | 8.8 | 7.7 |
| CT | Bronte | 8.3 | 12.1 | 15.0 | 19.3 | 22.1 | 24.7 | 24.7 | 21.7 | 17.2 | 12.8 | 8.7 | 7.6 |
| CT | Caltagirone | 8.8 | 12.5 | 15.2 | 19.6 | 22.2 | 24.8 | 24.8 | 21.8 | 17.4 | 13.3 | 9.3 | 8.0 |
| CT | Castel di Iudica | 8.6 | 12.4 | 15.1 | 19.5 | 22.1 | 24.8 | 24.8 | 21.7 | 17.2 | 13.0 | 9.0 | 7.8 |
| CT | Catania | 8.5 | 12.4 | 15.1 | 19.5 | 22.2 | 24.8 | 24.8 | 21.9 | 17.4 | 13.1 | 8.9 | 7.7 |
| CT | Giarre | 8.3 | 12.2 | 15.0 | 19.4 | 22.2 | 24.7 | 24.7 | 21.9 | 17.3 | 12.9 | 8.7 | 7.6 |
| CT | Grammichele | 8.8 | 12.6 | 15.2 | 19.6 | 22.2 | 24.8 | 24.8 | 21.9 | 17.4 | 13.3 | 9.2 | 8.0 |
| CT | Gravina di Catania | 8.5 | 12.4 | 15.0 | 19.5 | 22.2 | 24.8 | 24.8 | 21.9 | 17.3 | 13.0 | 8.8 | 7.7 |
| CT | Linguaglossa | 8.2 | 12.1 | 15.0 | 19.3 | 22.2 | 24.6 | 24.6 | 21.8 | 17.2 | 12.8 | 8.6 | 7.5 |
| CT | Mascalucia | 8.5 | 12.4 | 15.0 | 19.5 | 22.2 | 24.8 | 24.8 | 21.9 | 17.3 | 13.0 | 8.8 | 7.7 |
| CT | Militello in Val di Catania | 8.7 | 12.5 | 15.2 | 19.6 | 22.2 | 24.9 | 24.8 | 21.9 | 17.4 | 13.3 | 9.1 | 7.9 |
| CT | Mirabella Imbaccari | 8.7 | 12.5 | 15.2 | 19.6 | 22.1 | 24.8 | 24.8 | 21.8 | 17.3 | 13.2 | 9.2 | 7.9 |
| CT | Misterbianco | 8.5 | 12.4 | 15.1 | 19.5 | 22.2 | 24.8 | 24.8 | 21.9 | 17.3 | 13.1 | 8.9 | 7.7 |
| CT | Palagonia | 8.7 | 12.5 | 15.1 | 19.6 | 22.1 | 24.8 | 24.8 | 21.8 | 17.3 | 13.2 | 9.1 | 7.9 |
| CT | Paternò | 8.5 | 12.3 | 15.0 | 19.5 | 22.1 | 24.8 | 24.8 | 21.8 | 17.3 | 13.0 | 8.9 | 7.7 |
| CT | Ramacca | 8.7 | 12.5 | 15.1 | 19.6 | 22.1 | 24.8 | 24.8 | 21.8 | 17.3 | 13.2 | 9.1 | 7.9 |
| CT | Randazzo | 8.2 | 12.1 | 15.0 | 19.2 | 22.2 | 24.6 | 24.6 | 21.7 | 17.2 | 12.7 | 8.6 | 7.6 |
| CT | Riposto | 8.3 | 12.3 | 15.0 | 19.4 | 22.2 | 24.7 | 24.7 | 21.9 | 17.3 | 12.9 | 8.7 | 7.6 |
| CT | San Giovanni la Punta | 8.4 | 12.4 | 15.0 | 19.5 | 22.2 | 24.8 | 24.8 | 21.9 | 17.3 | 13.0 | 8.8 | 7.7 |
| CT | Sant'Agata li Battiati | 8.5 | 12.4 | 15.0 | 19.5 | 22.2 | 24.8 | 24.8 | 21.9 | 17.3 | 13.0 | 8.8 | 7.7 |
| CT | Scordia | 8.7 | 12.5 | 15.1 | 19.6 | 22.2 | 24.9 | 24.8 | 21.9 | 17.4 | 13.3 | 9.1 | 7.9 |
| CT | Tremestieri Etneo | 8.4 | 12.4 | 15.0 | 19.5 | 22.2 | 24.8 | 24.8 | 21.9 | 17.3 | 13.0 | 8.8 | 7.7 |

| | | gen | feb | mar | apr | mag | giu | lug | ago | set | ott | nov | dic |
|----|---------------------------|-----|------|------|------|------|------|------|------|------|------|-----|-----|
| CT | Vizzini | 8.8 | 12.6 | 15.2 | 19.7 | 22.2 | 24.8 | 24.8 | 21.9 | 17.4 | 13.4 | 9.2 | 8.0 |
| CT | Zafferana Etnea | 8.3 | 12.3 | 15.0 | 19.4 | 22.2 | 24.7 | 24.7 | 21.8 | 17.3 | 12.9 | 8.7 | 7.6 |
| EN | Agira | 8.5 | 12.2 | 15.1 | 19.4 | 22.1 | 24.7 | 24.8 | 21.6 | 17.1 | 12.9 | 8.9 | 7.8 |
| EN | Aidone | 8.7 | 12.4 | 15.1 | 19.5 | 22.1 | 24.8 | 24.8 | 21.7 | 17.2 | 13.1 | 9.1 | 7.9 |
| EN | Barrafranca | 8.7 | 12.4 | 15.2 | 19.5 | 22.1 | 24.7 | 24.7 | 21.7 | 17.3 | 13.1 | 9.3 | 8.0 |
| EN | Catenanuova | 8.5 | 12.3 | 15.1 | 19.4 | 22.1 | 24.8 | 24.8 | 21.7 | 17.2 | 13.0 | 8.9 | 7.8 |
| EN | Centuripe | 8.5 | 12.3 | 15.0 | 19.4 | 22.1 | 24.8 | 24.8 | 21.7 | 17.2 | 12.9 | 8.9 | 7.7 |
| EN | Enna | 8.5 | 12.3 | 15.1 | 19.4 | 22.1 | 24.7 | 24.7 | 21.6 | 17.2 | 12.9 | 9.1 | 7.9 |
| EN | Leonforte | 8.5 | 12.2 | 15.1 | 19.4 | 22.1 | 24.7 | 24.8 | 21.6 | 17.1 | 12.9 | 9.0 | 7.8 |
| EN | Nicosia | 8.4 | 12.1 | 15.1 | 19.3 | 22.1 | 24.7 | 24.7 | 21.6 | 17.1 | 12.8 | 8.9 | 7.8 |
| EN | Piazza Armerina | 8.7 | 12.4 | 15.2 | 19.5 | 22.1 | 24.8 | 24.8 | 21.7 | 17.3 | 13.1 | 9.2 | 7.9 |
| EN | Pietraperzia | 8.7 | 12.4 | 15.2 | 19.4 | 22.1 | 24.7 | 24.7 | 21.7 | 17.2 | 13.0 | 9.2 | 8.0 |
| EN | Regalbuto | 8.4 | 12.2 | 15.0 | 19.4 | 22.1 | 24.7 | 24.8 | 21.6 | 17.2 | 12.9 | 8.9 | 7.8 |
| EN | Troina | 8.3 | 12.1 | 15.0 | 19.3 | 22.1 | 24.7 | 24.7 | 21.6 | 17.1 | 12.8 | 8.8 | 7.7 |
| EN | Valguarnera Caropepe | 8.6 | 12.3 | 15.1 | 19.5 | 22.1 | 24.8 | 24.8 | 21.6 | 17.2 | 13.0 | 9.1 | 7.9 |
| EN | Villarosa | 8.5 | 12.2 | 15.1 | 19.4 | 22.1 | 24.7 | 24.7 | 21.6 | 17.1 | 12.9 | 9.1 | 7.9 |
| ME | Acquedolci | 8.2 | 11.9 | 15.0 | 19.2 | 22.2 | 24.6 | 24.5 | 21.6 | 17.2 | 12.6 | 8.6 | 7.7 |
| ME | Barcellona Pozzo di Gotto | 8.0 | 11.9 | 15.0 | 19.1 | 22.2 | 24.5 | 24.5 | 21.7 | 17.2 | 12.6 | 8.3 | 7.4 |
| ME | Capo d'Orlando | 8.1 | 11.9 | 15.0 | 19.1 | 22.3 | 24.6 | 24.5 | 21.6 | 17.2 | 12.6 | 8.5 | 7.7 |
| ME | Lipari | 8.0 | 11.7 | 15.2 | 19.0 | 22.4 | 24.6 | 24.4 | 21.8 | 17.4 | 12.5 | 8.3 | 7.7 |
| ME | Messina | 7.9 | 11.9 | 14.9 | 19.0 | 22.2 | 24.5 | 24.4 | 21.8 | 17.2 | 12.6 | 8.2 | 7.3 |
| ME | Milazzo | 8.0 | 11.8 | 15.0 | 19.0 | 22.3 | 24.5 | 24.4 | 21.7 | 17.2 | 12.6 | 8.3 | 7.4 |
| ME | Mistretta | 8.3 | 12.0 | 15.1 | 19.2 | 22.2 | 24.7 | 24.6 | 21.6 | 17.1 | 12.6 | 8.8 | 7.8 |
| ME | Patti | 8.1 | 11.9 | 15.0 | 19.1 | 22.2 | 24.5 | 24.5 | 21.7 | 17.2 | 12.6 | 8.4 | 7.6 |
| ME | Rometta | 8.0 | 11.9 | 14.9 | 19.1 | 22.2 | 24.5 | 24.5 | 21.8 | 17.2 | 12.6 | 8.3 | 7.3 |
| ME | Santa Teresa di Riva | 8.1 | 12.1 | 14.9 | 19.2 | 22.2 | 24.6 | 24.6 | 21.9 | 17.3 | 12.8 | 8.5 | 7.4 |
| ME | Sant'Agata di Militello | 8.2 | 11.9 | 15.0 | 19.1 | 22.2 | 24.6 | 24.5 | 21.6 | 17.2 | 12.6 | 8.6 | 7.7 |
| ME | Santo Stefano di Camastra | 8.2 | 11.9 | 15.1 | 19.2 | 22.3 | 24.6 | 24.6 | 21.6 | 17.2 | 12.6 | 8.8 | 7.8 |
| ME | Taormina | 8.2 | 12.2 | 15.0 | 19.3 | 22.2 | 24.6 | 24.6 | 21.9 | 17.3 | 12.8 | 8.6 | 7.5 |
| ME | Terme Vigliatore | 8.0 | 11.9 | 15.0 | 19.1 | 22.2 | 24.5 | 24.5 | 21.7 | 17.2 | 12.6 | 8.4 | 7.4 |
| ME | Tortorici | 8.2 | 11.9 | 15.0 | 19.1 | 22.2 | 24.6 | 24.5 | 21.6 | 17.2 | 12.6 | 8.5 | 7.6 |
| ME | Villafranca Tirrena | 8.0 | 11.8 | 15.0 | 19.0 | 22.2 | 24.5 | 24.4 | 21.8 | 17.2 | 12.5 | 8.2 | 7.3 |
| PA | Bagheria | 8.2 | 11.8 | 15.3 | 19.4 | 22.4 | 24.7 | 24.5 | 21.6 | 17.2 | 12.6 | 8.9 | 7.9 |
| PA | Balestrate | 8.4 | 11.9 | 15.5 | 19.6 | 22.4 | 24.7 | 24.5 | 21.7 | 17.3 | 12.6 | 9.0 | 7.9 |
| PA | Bisacchino | 8.5 | 12.1 | 15.4 | 19.4 | 22.4 | 24.7 | 24.7 | 21.8 | 17.2 | 12.7 | 9.2 | 7.9 |
| PA | Borgetto | 8.3 | 11.9 | 15.5 | 19.5 | 22.4 | 24.7 | 24.6 | 21.7 | 17.2 | 12.6 | 9.0 | 7.9 |
| PA | Caccamo | 8.3 | 11.9 | 15.2 | 19.3 | 22.3 | 24.7 | 24.6 | 21.6 | 17.1 | 12.6 | 9.0 | 7.9 |
| PA | Campofelice di Roccella | 8.3 | 11.9 | 15.2 | 19.3 | 22.3 | 24.7 | 24.5 | 21.6 | 17.2 | 12.6 | 8.9 | 7.9 |
| PA | Capaci | 8.2 | 11.8 | 15.5 | 19.5 | 22.4 | 24.8 | 24.5 | 21.6 | 17.2 | 12.6 | 9.0 | 7.9 |
| PA | Carini | 8.3 | 11.8 | 15.5 | 19.5 | 22.4 | 24.8 | 24.5 | 21.6 | 17.2 | 12.6 | 9.0 | 7.9 |
| PA | Castelbuono | 8.3 | 11.9 | 15.1 | 19.2 | 22.3 | 24.7 | 24.6 | 21.6 | 17.1 | 12.6 | 8.9 | 7.9 |
| PA | Cefalù | 8.2 | 11.9 | 15.2 | 19.2 | 22.3 | 24.7 | 24.5 | 21.6 | 17.2 | 12.6 | 8.9 | 7.9 |
| PA | Cerda | 8.3 | 11.9 | 15.2 | 19.3 | 22.3 | 24.7 | 24.6 | 21.6 | 17.1 | 12.6 | 9.0 | 7.9 |
| PA | Corleone | 8.4 | 12.0 | 15.4 | 19.4 | 22.4 | 24.7 | 24.7 | 21.7 | 17.2 | 12.7 | 9.1 | 7.9 |
| PA | Gangi | 8.4 | 12.0 | 15.1 | 19.3 | 22.2 | 24.7 | 24.7 | 21.6 | 17.1 | 12.7 | 8.9 | 7.8 |
| PA | Lercara Friddi | 8.4 | 12.0 | 15.3 | 19.3 | 22.3 | 24.7 | 24.6 | 21.6 | 17.1 | 12.7 | 9.1 | 7.9 |
| PA | Marineo | 8.3 | 11.9 | 15.3 | 19.4 | 22.4 | 24.7 | 24.6 | 21.6 | 17.2 | 12.6 | 9.0 | 7.9 |
| PA | Misilmeri | 8.3 | 11.8 | 15.4 | 19.4 | 22.4 | 24.7 | 24.6 | 21.6 | 17.2 | 12.6 | 9.0 | 7.9 |

| | | gen | feb | mar | apr | mag | giu | lug | ago | set | ott | nov | dic |
|----|-------------------------|-----|------|------|------|------|------|------|------|------|------|-----|-----|
| PA | Monreale | 8.3 | 11.8 | 15.4 | 19.5 | 22.4 | 24.7 | 24.5 | 21.6 | 17.2 | 12.6 | 9.0 | 7.9 |
| PA | Palermo | 8.2 | 11.8 | 15.4 | 19.4 | 22.4 | 24.7 | 24.5 | 21.6 | 17.2 | 12.6 | 9.0 | 7.9 |
| PA | Partinico | 8.3 | 11.9 | 15.5 | 19.5 | 22.4 | 24.7 | 24.6 | 21.7 | 17.2 | 12.6 | 9.0 | 7.9 |
| PA | Piana degli Albanesi | 8.3 | 11.9 | 15.4 | 19.4 | 22.4 | 24.7 | 24.6 | 21.7 | 17.2 | 12.6 | 9.0 | 7.9 |
| PA | Prizzi | 8.5 | 12.0 | 15.3 | 19.4 | 22.3 | 24.7 | 24.7 | 21.7 | 17.2 | 12.7 | 9.1 | 7.9 |
| PA | San Giuseppe Jato | 8.4 | 11.9 | 15.4 | 19.5 | 22.4 | 24.7 | 24.6 | 21.7 | 17.2 | 12.6 | 9.0 | 7.9 |
| PA | Termini Imerese | 8.3 | 11.9 | 15.2 | 19.3 | 22.4 | 24.7 | 24.6 | 21.6 | 17.2 | 12.6 | 9.0 | 7.9 |
| PA | Terrasini | 8.3 | 11.8 | 15.5 | 19.6 | 22.4 | 24.7 | 24.5 | 21.7 | 17.3 | 12.6 | 9.0 | 7.9 |
| PA | Villabate | 8.3 | 11.8 | 15.4 | 19.4 | 22.4 | 24.7 | 24.5 | 21.6 | 17.2 | 12.6 | 9.0 | 7.9 |
| RG | Acate | 8.9 | 12.7 | 15.3 | 19.7 | 22.4 | 24.7 | 24.8 | 22.0 | 17.5 | 13.5 | 9.4 | 8.0 |
| RG | Chiaromonte Gulfi | 8.9 | 12.7 | 15.3 | 19.7 | 22.3 | 24.8 | 24.8 | 22.0 | 17.5 | 13.5 | 9.4 | 8.0 |
| RG | Comiso | 8.9 | 12.7 | 15.4 | 19.7 | 22.4 | 24.8 | 24.8 | 22.0 | 17.6 | 13.6 | 9.5 | 8.1 |
| RG | Ispica | 9.0 | 12.9 | 15.4 | 19.8 | 22.6 | 24.8 | 24.8 | 22.2 | 17.7 | 13.7 | 9.5 | 8.1 |
| RG | Modica | 8.9 | 12.8 | 15.4 | 19.7 | 22.5 | 24.8 | 24.8 | 22.1 | 17.6 | 13.6 | 9.5 | 8.1 |
| RG | Pozzallo | 9.0 | 12.9 | 15.4 | 19.8 | 22.6 | 24.8 | 24.9 | 22.2 | 17.7 | 13.8 | 9.6 | 8.1 |
| RG | Ragusa | 8.9 | 12.7 | 15.3 | 19.7 | 22.4 | 24.8 | 24.8 | 22.1 | 17.6 | 13.6 | 9.4 | 8.1 |
| RG | Santa Croce Camerina | 8.9 | 12.8 | 15.5 | 19.7 | 22.6 | 24.7 | 24.8 | 22.1 | 17.7 | 13.7 | 9.6 | 8.1 |
| RG | Scicli | 9.0 | 12.8 | 15.4 | 19.8 | 22.6 | 24.7 | 24.8 | 22.2 | 17.7 | 13.7 | 9.5 | 8.1 |
| RG | Vittoria | 8.9 | 12.7 | 15.4 | 19.7 | 22.4 | 24.7 | 24.8 | 22.0 | 17.6 | 13.6 | 9.5 | 8.1 |
| SR | Augusta | 8.7 | 12.7 | 15.2 | 19.7 | 22.3 | 24.9 | 24.9 | 22.1 | 17.6 | 13.4 | 9.1 | 7.9 |
| SR | Avola | 8.9 | 12.9 | 15.3 | 19.8 | 22.5 | 24.9 | 24.9 | 22.2 | 17.7 | 13.6 | 9.4 | 8.0 |
| SR | Canicattini Bagni | 8.9 | 12.8 | 15.2 | 19.7 | 22.4 | 24.9 | 24.8 | 22.1 | 17.6 | 13.5 | 9.3 | 8.0 |
| SR | Carlentini | 8.7 | 12.6 | 15.1 | 19.6 | 22.2 | 24.9 | 24.8 | 22.0 | 17.5 | 13.3 | 9.1 | 7.9 |
| SR | Floridia | 8.8 | 12.7 | 15.2 | 19.7 | 22.4 | 24.9 | 24.9 | 22.1 | 17.6 | 13.5 | 9.3 | 8.0 |
| SR | Francofonte | 8.8 | 12.6 | 15.2 | 19.6 | 22.2 | 24.9 | 24.8 | 21.9 | 17.4 | 13.3 | 9.2 | 7.9 |
| SR | Lentini | 8.7 | 12.6 | 15.1 | 19.6 | 22.2 | 24.9 | 24.8 | 22.0 | 17.4 | 13.3 | 9.1 | 7.9 |
| SR | Melilli | 8.8 | 12.7 | 15.2 | 19.7 | 22.3 | 24.9 | 24.8 | 22.1 | 17.6 | 13.4 | 9.2 | 7.9 |
| SR | Noto | 8.9 | 12.9 | 15.3 | 19.8 | 22.5 | 24.9 | 24.8 | 22.2 | 17.7 | 13.6 | 9.4 | 8.0 |
| SR | Pachino | 9.0 | 13.0 | 15.4 | 19.8 | 22.7 | 24.9 | 24.9 | 22.3 | 17.8 | 13.8 | 9.6 | 8.1 |
| SR | Palazzolo Acreide | 8.9 | 12.7 | 15.2 | 19.7 | 22.3 | 24.9 | 24.8 | 22.0 | 17.5 | 13.5 | 9.3 | 8.0 |
| SR | Priolo Gargallo | 8.8 | 12.7 | 15.2 | 19.7 | 22.3 | 24.9 | 24.9 | 22.1 | 17.6 | 13.4 | 9.2 | 7.9 |
| SR | Rosolini | 8.9 | 12.9 | 15.3 | 19.8 | 22.5 | 24.8 | 24.8 | 22.2 | 17.7 | 13.7 | 9.5 | 8.1 |
| SR | Siracusa | 8.8 | 12.8 | 15.2 | 19.8 | 22.4 | 25.0 | 24.9 | 22.2 | 17.7 | 13.5 | 9.3 | 8.0 |
| SR | Sortino | 8.8 | 12.7 | 15.2 | 19.7 | 22.3 | 24.9 | 24.8 | 22.0 | 17.5 | 13.4 | 9.2 | 7.9 |
| TP | Alcamo | 8.4 | 11.9 | 15.5 | 19.6 | 22.4 | 24.7 | 24.6 | 21.7 | 17.3 | 12.6 | 9.1 | 7.9 |
| TP | Calatafimi | 8.5 | 12.0 | 15.6 | 19.6 | 22.4 | 24.7 | 24.6 | 21.8 | 17.3 | 12.6 | 9.1 | 7.9 |
| TP | Campobello di Mazara | 8.7 | 12.2 | 15.7 | 19.7 | 22.5 | 24.6 | 24.7 | 22.0 | 17.4 | 12.8 | 9.3 | 8.0 |
| TP | Castellammare del Golfo | 8.4 | 11.9 | 15.6 | 19.6 | 22.4 | 24.7 | 24.6 | 21.7 | 17.3 | 12.6 | 9.1 | 7.9 |
| TP | Castelvetrano | 8.6 | 12.2 | 15.6 | 19.6 | 22.4 | 24.6 | 24.7 | 22.0 | 17.4 | 12.7 | 9.3 | 7.9 |
| TP | Erice | 8.5 | 12.0 | 15.7 | 19.7 | 22.5 | 24.6 | 24.5 | 21.8 | 17.4 | 12.6 | 9.1 | 7.8 |
| TP | Marsala | 8.7 | 12.2 | 15.7 | 19.7 | 22.5 | 24.5 | 24.6 | 22.0 | 17.5 | 12.7 | 9.3 | 7.9 |
| TP | Mazara del Vallo | 8.7 | 12.3 | 15.7 | 19.7 | 22.5 | 24.5 | 24.7 | 22.1 | 17.5 | 12.7 | 9.3 | 7.9 |
| TP | Paceco | 8.5 | 12.0 | 15.7 | 19.7 | 22.5 | 24.6 | 24.5 | 21.8 | 17.4 | 12.6 | 9.2 | 7.8 |
| TP | Pantelleria | 9.1 | 12.8 | 15.5 | 19.8 | 22.8 | 24.3 | 25.0 | 22.5 | 17.9 | 13.3 | 9.8 | 8.1 |
| TP | Partanna | 8.6 | 12.1 | 15.6 | 19.6 | 22.4 | 24.6 | 24.7 | 21.9 | 17.3 | 12.7 | 9.2 | 7.9 |
| TP | Petrosino | 8.7 | 12.2 | 15.7 | 19.7 | 22.5 | 24.5 | 24.6 | 22.0 | 17.5 | 12.7 | 9.3 | 7.9 |
| TP | Salemi | 8.6 | 12.1 | 15.6 | 19.6 | 22.4 | 24.6 | 24.6 | 21.9 | 17.3 | 12.7 | 9.2 | 7.9 |
| TP | Trapani | 8.5 | 12.0 | 15.7 | 19.7 | 22.5 | 24.6 | 24.5 | 21.8 | 17.4 | 12.6 | 9.2 | 7.8 |

| | | gen | feb | mar | apr | mag | giu | lug | ago | set | ott | nov | dic |
|----|-----------|-----|------|------|------|------|------|------|------|------|------|-----|-----|
| TP | Valderice | 8.5 | 12.0 | 15.7 | 19.7 | 22.5 | 24.6 | 24.5 | 21.8 | 17.4 | 12.6 | 9.1 | 7.8 |

SARDEGNA

| | | | | | | | | | | | | | |
|----|---------------------|-----|------|------|------|------|------|------|------|------|------|-----|-----|
| CA | Assemini | 8.3 | 11.7 | 15.4 | 18.9 | 21.5 | 24.4 | 24.8 | 21.5 | 16.8 | 12.7 | 8.7 | 7.2 |
| CA | Cagliari | 8.4 | 11.8 | 15.5 | 18.9 | 21.5 | 24.4 | 24.9 | 21.5 | 16.8 | 12.8 | 8.7 | 7.2 |
| CA | Capoterra | 8.4 | 11.7 | 15.5 | 18.9 | 21.5 | 24.4 | 24.8 | 21.5 | 16.9 | 12.7 | 8.7 | 7.2 |
| CA | Carbonia | 8.4 | 11.7 | 15.5 | 19.0 | 21.5 | 24.4 | 24.6 | 21.6 | 16.9 | 12.6 | 8.7 | 7.2 |
| CA | Carloforte | 8.4 | 11.7 | 15.5 | 19.1 | 21.5 | 24.4 | 24.5 | 21.6 | 16.9 | 12.6 | 8.6 | 7.1 |
| CA | Decimomannu | 8.3 | 11.7 | 15.4 | 18.8 | 21.4 | 24.4 | 24.8 | 21.5 | 16.8 | 12.7 | 8.7 | 7.2 |
| CA | Dolianova | 8.2 | 11.7 | 15.4 | 18.8 | 21.4 | 24.4 | 24.8 | 21.5 | 16.7 | 12.7 | 8.6 | 7.2 |
| CA | Domusnovas | 8.3 | 11.6 | 15.4 | 18.9 | 21.5 | 24.4 | 24.7 | 21.5 | 16.8 | 12.6 | 8.6 | 7.1 |
| CA | Gonnesa | 8.3 | 11.6 | 15.4 | 18.9 | 21.5 | 24.4 | 24.6 | 21.6 | 16.8 | 12.6 | 8.6 | 7.1 |
| CA | Guspini | 8.2 | 11.6 | 15.2 | 18.7 | 21.4 | 24.4 | 24.6 | 21.5 | 16.6 | 12.5 | 8.5 | 7.0 |
| CA | Iglesias | 8.3 | 11.6 | 15.4 | 18.9 | 21.5 | 24.4 | 24.6 | 21.6 | 16.8 | 12.6 | 8.6 | 7.1 |
| CA | Maracalagonis | 8.3 | 11.8 | 15.4 | 18.9 | 21.5 | 24.4 | 24.9 | 21.5 | 16.8 | 12.8 | 8.7 | 7.2 |
| CA | Monserrato | 8.3 | 11.8 | 15.5 | 18.9 | 21.5 | 24.4 | 24.9 | 21.5 | 16.8 | 12.8 | 8.7 | 7.2 |
| CA | Portoscuso | 8.4 | 11.7 | 15.5 | 19.0 | 21.5 | 24.4 | 24.6 | 21.6 | 16.9 | 12.6 | 8.6 | 7.1 |
| CA | Pula | 8.5 | 11.8 | 15.6 | 19.1 | 21.6 | 24.4 | 24.9 | 21.5 | 17.0 | 12.8 | 8.8 | 7.4 |
| CA | Quartu Sant'Elena | 8.4 | 11.8 | 15.5 | 18.9 | 21.5 | 24.4 | 24.9 | 21.5 | 16.8 | 12.8 | 8.7 | 7.2 |
| CA | Samassi | 8.2 | 11.6 | 15.3 | 18.7 | 21.4 | 24.4 | 24.8 | 21.5 | 16.7 | 12.6 | 8.6 | 7.1 |
| CA | San Gavino Monreale | 8.1 | 11.6 | 15.2 | 18.7 | 21.4 | 24.4 | 24.7 | 21.5 | 16.6 | 12.5 | 8.5 | 7.0 |
| CA | San Sperate | 8.2 | 11.7 | 15.3 | 18.8 | 21.4 | 24.4 | 24.8 | 21.5 | 16.7 | 12.6 | 8.6 | 7.1 |
| CA | Sanluri | 8.1 | 11.6 | 15.2 | 18.6 | 21.4 | 24.4 | 24.7 | 21.5 | 16.6 | 12.5 | 8.5 | 7.1 |
| CA | Sant'Antioco | 8.4 | 11.7 | 15.6 | 19.1 | 21.5 | 24.4 | 24.6 | 21.6 | 16.9 | 12.6 | 8.7 | 7.2 |
| CA | Selargius | 8.3 | 11.8 | 15.4 | 18.9 | 21.5 | 24.4 | 24.9 | 21.5 | 16.8 | 12.7 | 8.7 | 7.2 |
| CA | Serramanna | 8.2 | 11.7 | 15.3 | 18.7 | 21.4 | 24.4 | 24.8 | 21.5 | 16.7 | 12.6 | 8.6 | 7.1 |
| CA | Serrenti | 8.2 | 11.7 | 15.3 | 18.7 | 21.4 | 24.4 | 24.8 | 21.5 | 16.7 | 12.6 | 8.6 | 7.1 |
| CA | Sestu | 8.3 | 11.7 | 15.4 | 18.8 | 21.5 | 24.4 | 24.8 | 21.5 | 16.8 | 12.7 | 8.7 | 7.2 |
| CA | Sinnai | 8.3 | 11.8 | 15.4 | 18.9 | 21.5 | 24.4 | 24.9 | 21.5 | 16.8 | 12.7 | 8.7 | 7.2 |
| CA | Villacidro | 8.2 | 11.6 | 15.3 | 18.8 | 21.4 | 24.4 | 24.7 | 21.5 | 16.7 | 12.6 | 8.6 | 7.1 |
| CA | Villaputzu | 8.1 | 11.8 | 15.4 | 18.9 | 21.5 | 24.3 | 24.8 | 21.5 | 16.7 | 12.8 | 8.5 | 7.1 |
| NU | Bosa | 8.0 | 11.3 | 15.0 | 18.5 | 21.6 | 24.3 | 24.4 | 21.4 | 16.3 | 12.1 | 8.1 | 6.6 |
| NU | Dorgali | 7.6 | 11.6 | 15.0 | 18.4 | 21.5 | 24.3 | 24.5 | 21.2 | 16.4 | 12.3 | 8.1 | 6.6 |
| NU | Lanusei | 7.8 | 11.7 | 15.1 | 18.5 | 21.4 | 24.3 | 24.6 | 21.3 | 16.5 | 12.5 | 8.3 | 6.9 |
| NU | Macomer | 7.8 | 11.4 | 14.9 | 18.4 | 21.5 | 24.3 | 24.4 | 21.3 | 16.3 | 12.0 | 8.1 | 6.7 |
| NU | Nuoro | 7.6 | 11.5 | 14.9 | 18.4 | 21.4 | 24.3 | 24.5 | 21.2 | 16.3 | 12.1 | 8.1 | 6.6 |
| NU | Orosei | 7.6 | 11.5 | 15.0 | 18.4 | 21.5 | 24.3 | 24.5 | 21.3 | 16.4 | 12.3 | 8.1 | 6.6 |
| NU | Siniscola | 7.5 | 11.4 | 15.0 | 18.4 | 21.5 | 24.3 | 24.4 | 21.2 | 16.4 | 12.1 | 8.0 | 6.5 |
| NU | Tortolì | 7.7 | 11.7 | 15.1 | 18.6 | 21.4 | 24.3 | 24.6 | 21.3 | 16.5 | 12.5 | 8.2 | 6.8 |
| OR | Mogoro | 8.1 | 11.6 | 15.2 | 18.6 | 21.4 | 24.4 | 24.6 | 21.5 | 16.6 | 12.5 | 8.5 | 7.0 |
| OR | Oristano | 8.0 | 11.5 | 15.1 | 18.6 | 21.5 | 24.3 | 24.5 | 21.5 | 16.4 | 12.3 | 8.3 | 6.9 |
| OR | Terralba | 8.1 | 11.5 | 15.2 | 18.6 | 21.5 | 24.4 | 24.6 | 21.5 | 16.5 | 12.4 | 8.4 | 7.0 |
| SS | Alghero | 8.0 | 11.1 | 15.0 | 18.6 | 21.7 | 24.3 | 24.3 | 21.3 | 16.3 | 12.0 | 7.9 | 6.4 |
| SS | Arzachena | 7.4 | 11.0 | 14.7 | 18.2 | 21.6 | 24.3 | 24.3 | 21.2 | 16.3 | 11.7 | 7.8 | 6.3 |
| SS | Buddusò | 7.5 | 11.3 | 14.8 | 18.3 | 21.5 | 24.3 | 24.4 | 21.2 | 16.3 | 11.9 | 8.0 | 6.5 |
| SS | Castelsardo | 7.7 | 11.0 | 14.8 | 18.3 | 21.6 | 24.3 | 24.3 | 21.0 | 16.2 | 11.7 | 7.9 | 6.3 |

| | | gen | feb | mar | apr | mag | giu | lug | ago | set | ott | nov | dic |
|----|-----------------|-----|------|------|------|------|------|------|------|------|------|-----|-----|
| SS | Ittiri | 7.9 | 11.1 | 14.9 | 18.5 | 21.6 | 24.3 | 24.3 | 21.2 | 16.2 | 11.9 | 8.0 | 6.4 |
| SS | La Maddalena | 7.3 | 10.9 | 14.7 | 18.2 | 21.6 | 24.3 | 24.3 | 21.2 | 16.3 | 11.7 | 7.7 | 6.3 |
| SS | Olbia | 7.4 | 11.1 | 14.8 | 18.3 | 21.6 | 24.3 | 24.3 | 21.2 | 16.4 | 11.8 | 7.9 | 6.4 |
| SS | Ossi | 7.9 | 11.1 | 14.8 | 18.4 | 21.6 | 24.3 | 24.3 | 21.1 | 16.2 | 11.8 | 7.9 | 6.4 |
| SS | Ozieri | 7.7 | 11.3 | 14.8 | 18.4 | 21.5 | 24.3 | 24.4 | 21.2 | 16.2 | 11.9 | 8.0 | 6.5 |
| SS | Porto Torres | 7.9 | 11.0 | 14.9 | 18.5 | 21.7 | 24.3 | 24.3 | 21.1 | 16.3 | 11.8 | 7.9 | 6.3 |
| SS | Sassari | 7.9 | 11.0 | 14.8 | 18.4 | 21.6 | 24.3 | 24.3 | 21.1 | 16.2 | 11.8 | 7.9 | 6.4 |
| SS | Sorso | 7.9 | 11.0 | 14.8 | 18.4 | 21.7 | 24.3 | 24.3 | 21.1 | 16.2 | 11.8 | 7.9 | 6.3 |
| SS | Tempio Pausania | 7.5 | 11.0 | 14.8 | 18.3 | 21.6 | 24.3 | 24.3 | 21.1 | 16.2 | 11.7 | 7.9 | 6.4 |

gen feb mar apr mag giu lug ago set ott nov dic

PIEMONTE

| | | | | | | | | | | | | | |
|----|---------------------|-----|------|------|------|------|------|------|------|------|-----|-----|-----|
| AL | Acqui Terme | 6.4 | 10.3 | 13.5 | 17.5 | 21.0 | 23.3 | 23.9 | 18.7 | 14.8 | 8.9 | 6.5 | 5.3 |
| AL | Alessandria | 6.3 | 10.1 | 13.4 | 17.6 | 20.9 | 23.2 | 23.8 | 18.7 | 14.9 | 8.9 | 6.4 | 5.3 |
| AL | Casale Monferrato | 6.2 | 10.1 | 13.3 | 17.5 | 20.7 | 23.0 | 23.6 | 18.6 | 15.0 | 9.0 | 6.4 | 5.3 |
| AL | Castelnuovo Scrivia | 6.3 | 10.0 | 13.4 | 17.6 | 20.9 | 23.2 | 23.7 | 18.7 | 14.9 | 9.0 | 6.4 | 5.2 |
| AL | Novi Ligure | 6.3 | 10.1 | 13.5 | 17.5 | 21.0 | 23.3 | 23.8 | 18.7 | 14.8 | 9.0 | 6.4 | 5.2 |
| AL | Ovada | 6.4 | 10.2 | 13.5 | 17.5 | 21.0 | 23.4 | 23.8 | 18.7 | 14.8 | 8.9 | 6.5 | 5.2 |
| AL | Serravalle Scrivia | 6.3 | 10.0 | 13.5 | 17.5 | 21.0 | 23.3 | 23.8 | 18.6 | 14.8 | 9.0 | 6.5 | 5.2 |
| AL | Tortona | 6.3 | 10.0 | 13.4 | 17.5 | 21.0 | 23.2 | 23.7 | 18.7 | 14.9 | 9.0 | 6.4 | 5.2 |
| AL | Valenza | 6.3 | 10.1 | 13.4 | 17.6 | 20.9 | 23.2 | 23.7 | 18.7 | 15.0 | 9.0 | 6.4 | 5.3 |
| AT | Asti | 6.3 | 10.4 | 13.4 | 17.5 | 20.8 | 23.1 | 23.7 | 18.6 | 14.9 | 8.9 | 6.4 | 5.3 |
| AT | Canelli | 6.4 | 10.4 | 13.5 | 17.5 | 20.9 | 23.2 | 23.8 | 18.6 | 14.8 | 8.9 | 6.4 | 5.3 |
| AT | Costigliole d'Asti | 6.4 | 10.4 | 13.4 | 17.5 | 20.8 | 23.2 | 23.7 | 18.6 | 14.9 | 8.9 | 6.5 | 5.3 |
| AT | Nizza Monferrato | 6.3 | 10.3 | 13.5 | 17.6 | 20.9 | 23.2 | 23.8 | 18.6 | 14.9 | 8.9 | 6.4 | 5.3 |
| AT | San Damiano d'Asti | 6.3 | 10.4 | 13.4 | 17.5 | 20.7 | 23.1 | 23.6 | 18.5 | 14.9 | 9.0 | 6.5 | 5.3 |
| BI | Biella | 5.5 | 8.9 | 12.4 | 16.6 | 19.9 | 22.3 | 22.5 | 18.1 | 14.4 | 9.0 | 6.0 | 4.8 |
| BI | Cossato | 5.7 | 9.1 | 12.5 | 16.7 | 20.0 | 22.3 | 22.6 | 18.1 | 14.5 | 9.0 | 6.1 | 4.9 |
| CN | Alba | 6.4 | 10.5 | 13.4 | 17.5 | 20.8 | 23.1 | 23.6 | 18.5 | 14.9 | 8.9 | 6.5 | 5.3 |
| CN | Barge | 6.0 | 9.6 | 13.0 | 16.8 | 20.4 | 22.5 | 22.7 | 18.2 | 14.6 | 9.1 | 6.3 | 4.9 |
| CN | Borgo San Dalmazzo | 6.3 | 10.2 | 13.5 | 17.0 | 20.6 | 22.8 | 22.9 | 18.4 | 14.8 | 9.1 | 6.6 | 5.3 |
| CN | Bra | 6.4 | 10.4 | 13.4 | 17.4 | 20.6 | 23.0 | 23.4 | 18.4 | 14.8 | 9.0 | 6.5 | 5.3 |
| CN | Busca | 6.3 | 10.1 | 13.3 | 17.0 | 20.5 | 22.7 | 22.9 | 18.3 | 14.7 | 9.1 | 6.5 | 5.2 |
| CN | Caraglio | 6.3 | 10.1 | 13.4 | 17.0 | 20.5 | 22.7 | 22.9 | 18.4 | 14.7 | 9.1 | 6.5 | 5.2 |
| CN | Ceva | 6.5 | 10.5 | 13.6 | 17.3 | 20.8 | 23.2 | 23.6 | 18.6 | 14.8 | 9.0 | 6.5 | 5.3 |
| CN | Cuneo | 6.4 | 10.3 | 13.4 | 17.1 | 20.6 | 22.8 | 23.0 | 18.4 | 14.8 | 9.1 | 6.5 | 5.3 |
| CN | Dronero | 6.2 | 10.0 | 13.3 | 16.9 | 20.5 | 22.6 | 22.8 | 18.3 | 14.7 | 9.1 | 6.5 | 5.1 |
| CN | Fossano | 6.4 | 10.4 | 13.4 | 17.2 | 20.6 | 22.9 | 23.2 | 18.3 | 14.8 | 9.0 | 6.5 | 5.3 |
| CN | Mondovì | 6.5 | 10.5 | 13.5 | 17.3 | 20.7 | 23.0 | 23.4 | 18.4 | 14.8 | 9.0 | 6.5 | 5.3 |
| CN | Racconigi | 6.3 | 10.2 | 13.3 | 17.2 | 20.5 | 22.8 | 23.1 | 18.3 | 14.8 | 9.0 | 6.4 | 5.2 |
| CN | Saluzzo | 6.3 | 10.1 | 13.2 | 17.0 | 20.5 | 22.7 | 22.9 | 18.2 | 14.7 | 9.1 | 6.4 | 5.1 |
| CN | Savigliano | 6.3 | 10.3 | 13.3 | 17.2 | 20.5 | 22.8 | 23.1 | 18.3 | 14.8 | 9.0 | 6.5 | 5.2 |
| CN | Sommariva del Bosco | 6.3 | 10.3 | 13.3 | 17.3 | 20.6 | 22.9 | 23.3 | 18.3 | 14.8 | 9.0 | 6.4 | 5.2 |
| CN | Verzuolo | 6.3 | 10.1 | 13.3 | 17.0 | 20.5 | 22.7 | 22.9 | 18.3 | 14.7 | 9.1 | 6.4 | 5.1 |
| NO | Arona | 5.7 | 9.0 | 12.5 | 16.6 | 19.9 | 22.2 | 22.4 | 18.1 | 14.4 | 9.0 | 6.0 | 4.8 |
| NO | Borgomanero | 5.7 | 9.2 | 12.6 | 16.7 | 19.9 | 22.3 | 22.5 | 18.1 | 14.5 | 9.0 | 6.1 | 4.9 |
| NO | Cameri | 6.1 | 9.7 | 13.0 | 17.2 | 20.4 | 22.7 | 23.0 | 18.5 | 14.8 | 9.0 | 6.3 | 5.1 |
| NO | Galliate | 6.1 | 9.7 | 13.1 | 17.3 | 20.4 | 22.7 | 23.1 | 18.5 | 14.8 | 9.0 | 6.3 | 5.1 |
| NO | Gozzano | 5.6 | 9.0 | 12.4 | 16.5 | 19.8 | 22.2 | 22.4 | 18.1 | 14.4 | 9.0 | 6.0 | 4.8 |
| NO | Novara | 6.1 | 9.8 | 13.1 | 17.3 | 20.4 | 22.7 | 23.1 | 18.5 | 14.8 | 9.0 | 6.3 | 5.2 |
| NO | Oleggio | 6.0 | 9.5 | 12.9 | 17.0 | 20.2 | 22.5 | 22.8 | 18.3 | 14.7 | 9.0 | 6.2 | 5.1 |
| NO | Trecale | 6.1 | 9.8 | 13.1 | 17.4 | 20.5 | 22.8 | 23.2 | 18.5 | 14.9 | 9.0 | 6.3 | 5.2 |
| TO | Alpignano | 5.8 | 9.4 | 12.7 | 16.8 | 20.2 | 22.5 | 22.7 | 18.2 | 14.5 | 9.0 | 6.1 | 4.9 |
| TO | Avigliana | 5.7 | 9.1 | 12.6 | 16.6 | 20.1 | 22.4 | 22.5 | 18.2 | 14.5 | 9.0 | 6.0 | 4.7 |
| TO | Beinasco | 6.0 | 9.7 | 12.9 | 16.9 | 20.3 | 22.6 | 22.8 | 18.2 | 14.6 | 9.0 | 6.2 | 5.0 |

RADIAZIONE GLOBALE AL SUOLO (MJ / m² giorno)
1999

| | | gen | feb | mar | apr | mag | giu | lug | ago | set | ott | nov | dic |
|----|----------------------|-----|------|------|------|------|------|------|------|------|-----|-----|-----|
| TO | Borgaro Torinese | 5.9 | 9.5 | 12.8 | 16.9 | 20.2 | 22.5 | 22.8 | 18.2 | 14.6 | 9.0 | 6.2 | 4.9 |
| TO | Bussoleno | 5.3 | 8.3 | 12.2 | 16.3 | 20.1 | 22.4 | 22.3 | 18.3 | 14.4 | 9.1 | 5.8 | 4.4 |
| TO | Caluso | 5.8 | 9.5 | 12.8 | 16.9 | 20.2 | 22.5 | 22.8 | 18.2 | 14.6 | 9.0 | 6.2 | 5.0 |
| TO | Carmagnola | 6.3 | 10.2 | 13.2 | 17.2 | 20.5 | 22.8 | 23.1 | 18.3 | 14.8 | 9.0 | 6.4 | 5.2 |
| TO | Caselle Torinese | 5.8 | 9.4 | 12.7 | 16.8 | 20.2 | 22.5 | 22.7 | 18.2 | 14.6 | 9.0 | 6.2 | 4.9 |
| TO | Castellamonte | 5.5 | 8.9 | 12.4 | 16.6 | 20.0 | 22.4 | 22.5 | 18.1 | 14.4 | 9.0 | 6.0 | 4.7 |
| TO | Cavour | 6.1 | 9.7 | 13.0 | 16.9 | 20.3 | 22.5 | 22.7 | 18.2 | 14.6 | 9.1 | 6.3 | 5.0 |
| TO | Chieri | 6.2 | 10.1 | 13.1 | 17.2 | 20.4 | 22.8 | 23.1 | 18.3 | 14.8 | 9.0 | 6.4 | 5.2 |
| TO | Chivasso | 6.0 | 9.8 | 12.9 | 17.0 | 20.3 | 22.6 | 23.0 | 18.3 | 14.7 | 9.0 | 6.3 | 5.1 |
| TO | Cirié | 5.7 | 9.2 | 12.6 | 16.7 | 20.1 | 22.4 | 22.6 | 18.2 | 14.5 | 9.0 | 6.1 | 4.8 |
| TO | Collegno | 5.9 | 9.5 | 12.8 | 16.9 | 20.2 | 22.5 | 22.8 | 18.2 | 14.6 | 9.0 | 6.2 | 4.9 |
| TO | Cuorigné | 5.4 | 8.7 | 12.3 | 16.5 | 19.9 | 22.3 | 22.4 | 18.1 | 14.4 | 9.0 | 6.0 | 4.6 |
| TO | Gassino Torinese | 6.0 | 9.8 | 13.0 | 17.1 | 20.3 | 22.7 | 23.0 | 18.3 | 14.7 | 9.0 | 6.3 | 5.1 |
| TO | Giaveno | 5.7 | 9.1 | 12.6 | 16.6 | 20.2 | 22.4 | 22.5 | 18.2 | 14.5 | 9.1 | 6.0 | 4.7 |
| TO | Grugliasco | 5.9 | 9.6 | 12.8 | 16.9 | 20.2 | 22.5 | 22.8 | 18.2 | 14.6 | 9.0 | 6.2 | 4.9 |
| TO | Ivrea | 5.5 | 8.9 | 12.4 | 16.6 | 19.9 | 22.3 | 22.5 | 18.1 | 14.4 | 9.0 | 6.0 | 4.7 |
| TO | Lanzo Torinese | 5.5 | 8.7 | 12.4 | 16.5 | 20.0 | 22.4 | 22.4 | 18.1 | 14.4 | 9.0 | 5.9 | 4.6 |
| TO | Leini | 5.9 | 9.6 | 12.8 | 16.9 | 20.2 | 22.6 | 22.8 | 18.2 | 14.6 | 9.0 | 6.2 | 5.0 |
| TO | Luserna San Giovanni | 5.9 | 9.3 | 12.9 | 16.7 | 20.3 | 22.5 | 22.5 | 18.2 | 14.6 | 9.1 | 6.1 | 4.8 |
| TO | Moncalieri | 6.1 | 9.9 | 13.0 | 17.1 | 20.3 | 22.7 | 23.0 | 18.2 | 14.7 | 9.0 | 6.3 | 5.1 |
| TO | Nichelino | 6.1 | 9.9 | 13.0 | 17.0 | 20.3 | 22.6 | 22.9 | 18.2 | 14.7 | 9.0 | 6.3 | 5.1 |
| TO | None | 6.1 | 9.8 | 13.0 | 17.0 | 20.3 | 22.6 | 22.9 | 18.2 | 14.7 | 9.0 | 6.3 | 5.0 |
| TO | Orbassano | 6.0 | 9.6 | 12.9 | 16.9 | 20.2 | 22.5 | 22.8 | 18.2 | 14.6 | 9.0 | 6.2 | 4.9 |
| TO | Pianezza | 5.9 | 9.4 | 12.8 | 16.8 | 20.2 | 22.5 | 22.7 | 18.2 | 14.5 | 9.0 | 6.2 | 4.9 |
| TO | Pinerolo | 5.9 | 9.4 | 12.9 | 16.7 | 20.3 | 22.5 | 22.6 | 18.2 | 14.6 | 9.1 | 6.1 | 4.8 |
| TO | Piossasco | 5.9 | 9.5 | 12.9 | 16.8 | 20.2 | 22.5 | 22.7 | 18.2 | 14.6 | 9.0 | 6.2 | 4.9 |
| TO | Poirino | 6.3 | 10.2 | 13.2 | 17.3 | 20.5 | 22.9 | 23.3 | 18.4 | 14.8 | 9.0 | 6.4 | 5.2 |
| TO | Rivalta di Torino | 5.9 | 9.5 | 12.8 | 16.8 | 20.2 | 22.5 | 22.7 | 18.2 | 14.6 | 9.0 | 6.2 | 4.9 |
| TO | Rivarolo Canavese | 5.6 | 9.1 | 12.5 | 16.7 | 20.0 | 22.4 | 22.6 | 18.2 | 14.5 | 9.0 | 6.1 | 4.8 |
| TO | Rivoli | 5.9 | 9.4 | 12.8 | 16.8 | 20.2 | 22.5 | 22.7 | 18.2 | 14.6 | 9.0 | 6.2 | 4.9 |
| TO | San Mauro Torinese | 6.0 | 9.8 | 13.0 | 17.1 | 20.3 | 22.7 | 23.0 | 18.3 | 14.7 | 9.0 | 6.3 | 5.1 |
| TO | Santena | 6.2 | 10.1 | 13.2 | 17.2 | 20.4 | 22.8 | 23.1 | 18.3 | 14.8 | 9.0 | 6.4 | 5.2 |
| TO | Settimo Torinese | 6.0 | 9.8 | 12.9 | 17.0 | 20.3 | 22.6 | 23.0 | 18.3 | 14.7 | 9.0 | 6.3 | 5.0 |
| TO | Strambino | 5.7 | 9.2 | 12.6 | 16.7 | 20.0 | 22.4 | 22.7 | 18.2 | 14.5 | 9.0 | 6.1 | 4.9 |
| TO | Susa | 5.2 | 8.0 | 12.1 | 16.2 | 20.1 | 22.4 | 22.2 | 18.3 | 14.4 | 9.1 | 5.7 | 4.3 |
| TO | Torino | 6.0 | 9.8 | 12.9 | 17.0 | 20.3 | 22.6 | 22.9 | 18.2 | 14.7 | 9.0 | 6.3 | 5.0 |
| TO | Venaria | 5.9 | 9.5 | 12.8 | 16.9 | 20.2 | 22.5 | 22.8 | 18.2 | 14.6 | 9.0 | 6.2 | 4.9 |
| TO | Vigone | 6.1 | 9.8 | 13.1 | 17.0 | 20.3 | 22.6 | 22.8 | 18.2 | 14.7 | 9.0 | 6.3 | 5.0 |
| TO | Vinovo | 6.1 | 9.9 | 13.1 | 17.0 | 20.3 | 22.7 | 23.0 | 18.2 | 14.7 | 9.0 | 6.3 | 5.1 |
| TO | Volpiano | 5.9 | 9.6 | 12.8 | 16.9 | 20.2 | 22.6 | 22.9 | 18.2 | 14.6 | 9.0 | 6.2 | 5.0 |
| VB | Cannobio | 5.2 | 8.2 | 11.8 | 15.9 | 19.5 | 21.7 | 21.6 | 17.8 | 14.2 | 9.0 | 5.7 | 4.4 |
| VB | Domodossola | 4.8 | 7.5 | 11.5 | 15.6 | 19.3 | 21.6 | 21.5 | 17.7 | 14.0 | 9.0 | 5.4 | 4.1 |
| VB | Gravellona Toce | 5.3 | 8.4 | 12.0 | 16.1 | 19.6 | 21.9 | 21.9 | 17.9 | 14.2 | 9.0 | 5.8 | 4.5 |
| VB | Omegna | 5.3 | 8.5 | 12.1 | 16.2 | 19.6 | 21.9 | 22.0 | 17.9 | 14.2 | 9.0 | 5.8 | 4.6 |
| VB | Verbania | 5.4 | 8.5 | 12.1 | 16.2 | 19.6 | 21.9 | 22.0 | 17.9 | 14.2 | 9.0 | 5.8 | 4.6 |
| VB | Villadossola | 4.9 | 7.6 | 11.5 | 15.7 | 19.3 | 21.7 | 21.6 | 17.7 | 14.0 | 9.0 | 5.5 | 4.2 |
| VC | Borgosesia | 5.5 | 8.8 | 12.3 | 16.5 | 19.8 | 22.1 | 22.3 | 18.0 | 14.4 | 9.0 | 6.0 | 4.7 |
| VC | Crescentino | 6.1 | 10.0 | 13.1 | 17.3 | 20.4 | 22.8 | 23.2 | 18.4 | 14.8 | 9.0 | 6.4 | 5.2 |
| VC | Gattinara | 5.8 | 9.2 | 12.6 | 16.8 | 20.0 | 22.3 | 22.6 | 18.2 | 14.5 | 9.0 | 6.1 | 4.9 |

RADIAZIONE GLOBALE AL SUOLO (MJ / m² giorno)
1999

| | gen | feb | mar | apr | mag | giu | lug | ago | set | ott | nov | dic |
|---------------------|-----|------|------|------|------|------|------|------|------|-----|-----|-----|
| VC Santhià | 5.9 | 9.6 | 12.9 | 17.1 | 20.2 | 22.6 | 23.0 | 18.3 | 14.7 | 9.0 | 6.3 | 5.1 |
| VC Serravalle Sesia | 5.6 | 9.0 | 12.4 | 16.6 | 19.9 | 22.2 | 22.4 | 18.1 | 14.4 | 9.0 | 6.0 | 4.8 |
| VC Trino | 6.2 | 10.0 | 13.2 | 17.4 | 20.5 | 22.9 | 23.4 | 18.5 | 14.9 | 9.0 | 6.4 | 5.2 |
| VC Varallo | 5.3 | 8.5 | 12.1 | 16.2 | 19.6 | 22.0 | 22.1 | 17.9 | 14.2 | 9.0 | 5.8 | 4.6 |
| VC Vercelli | 6.1 | 9.9 | 13.1 | 17.3 | 20.5 | 22.8 | 23.3 | 18.5 | 14.9 | 9.0 | 6.3 | 5.2 |

VALLE D'AOSTA / VALLÉE D'AOSTE

| | | | | | | | | | | | | |
|----------|-----|-----|------|------|------|------|------|------|------|-----|-----|-----|
| AO Aosta | 4.6 | 7.0 | 11.5 | 15.8 | 19.8 | 22.2 | 21.8 | 18.1 | 14.1 | 9.2 | 5.4 | 3.9 |
|----------|-----|-----|------|------|------|------|------|------|------|-----|-----|-----|

LOMBARDIA

| | | | | | | | | | | | | |
|------------------------|-----|-----|------|------|------|------|------|------|------|-----|-----|-----|
| BG Albino | 5.8 | 9.1 | 12.4 | 16.6 | 20.1 | 22.0 | 22.1 | 17.9 | 14.6 | 9.0 | 6.0 | 4.5 |
| BG Alzano Lombardo | 5.8 | 9.2 | 12.5 | 16.7 | 20.2 | 22.1 | 22.2 | 18.0 | 14.6 | 9.0 | 6.1 | 4.5 |
| BG Bergamo | 5.9 | 9.3 | 12.6 | 16.8 | 20.2 | 22.2 | 22.3 | 18.1 | 14.6 | 9.0 | 6.1 | 4.6 |
| BG Calusco d'Adda | 5.9 | 9.4 | 12.7 | 16.9 | 20.3 | 22.3 | 22.5 | 18.2 | 14.7 | 9.0 | 6.1 | 4.7 |
| BG Caravaggio | 6.1 | 9.7 | 12.9 | 17.1 | 20.6 | 22.6 | 22.8 | 18.4 | 14.9 | 9.1 | 6.2 | 4.7 |
| BG Clusone | 5.5 | 8.7 | 12.0 | 16.2 | 19.9 | 21.7 | 21.7 | 17.6 | 14.4 | 9.0 | 5.9 | 4.3 |
| BG Costa Volpino | 5.7 | 8.9 | 12.2 | 16.4 | 20.0 | 21.8 | 21.8 | 17.7 | 14.5 | 9.0 | 5.9 | 4.3 |
| BG Dalmine | 6.0 | 9.4 | 12.7 | 16.9 | 20.3 | 22.3 | 22.5 | 18.2 | 14.7 | 9.0 | 6.1 | 4.6 |
| BG Gandino | 5.7 | 9.0 | 12.2 | 16.4 | 20.0 | 21.9 | 21.9 | 17.8 | 14.5 | 9.0 | 6.0 | 4.4 |
| BG Nembro | 5.8 | 9.2 | 12.4 | 16.6 | 20.1 | 22.1 | 22.2 | 17.9 | 14.6 | 9.0 | 6.0 | 4.5 |
| BG Ponte San Pietro | 5.9 | 9.4 | 12.6 | 16.8 | 20.2 | 22.3 | 22.4 | 18.1 | 14.6 | 9.0 | 6.1 | 4.6 |
| BG Romano di Lombardia | 6.1 | 9.6 | 12.9 | 17.1 | 20.6 | 22.5 | 22.7 | 18.3 | 14.8 | 9.1 | 6.2 | 4.6 |
| BG Seriate | 5.9 | 9.4 | 12.6 | 16.8 | 20.3 | 22.2 | 22.4 | 18.1 | 14.7 | 9.0 | 6.1 | 4.6 |
| BG Trescore Balneario | 5.9 | 9.3 | 12.5 | 16.7 | 20.2 | 22.1 | 22.3 | 18.0 | 14.6 | 9.0 | 6.1 | 4.5 |
| BG Treviglio | 6.1 | 9.6 | 12.9 | 17.1 | 20.5 | 22.6 | 22.8 | 18.4 | 14.8 | 9.1 | 6.2 | 4.7 |
| BG Urgnano | 6.0 | 9.5 | 12.8 | 17.0 | 20.4 | 22.4 | 22.6 | 18.2 | 14.8 | 9.0 | 6.2 | 4.6 |
| BG Zogno | 5.7 | 9.1 | 12.4 | 16.5 | 20.0 | 22.0 | 22.1 | 17.9 | 14.5 | 9.0 | 6.0 | 4.5 |
| BS Bagnolo Mella | 6.1 | 9.7 | 13.0 | 17.1 | 20.7 | 22.6 | 22.8 | 18.4 | 14.9 | 9.2 | 6.2 | 4.6 |
| BS Breno | 5.5 | 8.6 | 11.9 | 16.1 | 19.8 | 21.6 | 21.6 | 17.4 | 14.4 | 9.0 | 5.8 | 4.3 |
| BS Brescia | 6.1 | 9.6 | 12.8 | 17.0 | 20.5 | 22.4 | 22.6 | 18.3 | 14.9 | 9.1 | 6.2 | 4.5 |
| BS Carpenedolo | 6.2 | 9.7 | 13.1 | 17.2 | 20.8 | 22.7 | 22.9 | 18.6 | 15.0 | 9.2 | 6.2 | 4.6 |
| BS Castenedolo | 6.1 | 9.6 | 12.9 | 17.1 | 20.6 | 22.5 | 22.7 | 18.4 | 14.9 | 9.1 | 6.2 | 4.6 |
| BS Chiari | 6.1 | 9.6 | 12.8 | 17.0 | 20.5 | 22.5 | 22.6 | 18.3 | 14.8 | 9.1 | 6.2 | 4.6 |
| BS Concesio | 6.0 | 9.5 | 12.7 | 16.9 | 20.4 | 22.3 | 22.4 | 18.1 | 14.8 | 9.1 | 6.1 | 4.5 |
| BS Darfo Boario Terme | 5.6 | 8.8 | 12.1 | 16.3 | 19.9 | 21.7 | 21.7 | 17.6 | 14.5 | 9.0 | 5.9 | 4.3 |
| BS Desenzano del Garda | 6.2 | 9.7 | 12.9 | 17.1 | 20.6 | 22.5 | 22.7 | 18.4 | 14.9 | 9.1 | 6.2 | 4.6 |
| BS Gardone Val Trompia | 5.9 | 9.3 | 12.5 | 16.7 | 20.3 | 22.1 | 22.2 | 18.0 | 14.7 | 9.1 | 6.1 | 4.5 |
| BS Gavardo | 6.1 | 9.5 | 12.8 | 16.9 | 20.4 | 22.3 | 22.4 | 18.2 | 14.8 | 9.1 | 6.2 | 4.5 |
| BS Ghedi | 6.2 | 9.7 | 13.0 | 17.1 | 20.7 | 22.7 | 22.9 | 18.5 | 15.0 | 9.2 | 6.2 | 4.6 |
| BS Gussago | 6.0 | 9.5 | 12.7 | 16.9 | 20.4 | 22.3 | 22.4 | 18.1 | 14.8 | 9.1 | 6.1 | 4.5 |
| BS Iseo | 5.9 | 9.3 | 12.6 | 16.7 | 20.3 | 22.1 | 22.3 | 18.0 | 14.7 | 9.0 | 6.1 | 4.5 |
| BS Leno | 6.2 | 9.7 | 13.1 | 17.2 | 20.8 | 22.7 | 22.9 | 18.5 | 15.0 | 9.2 | 6.2 | 4.6 |
| BS Lonato | 6.2 | 9.7 | 12.9 | 17.1 | 20.6 | 22.5 | 22.7 | 18.4 | 14.9 | 9.1 | 6.2 | 4.6 |
| BS Lumezzane | 6.0 | 9.4 | 12.6 | 16.8 | 20.3 | 22.2 | 22.3 | 18.0 | 14.7 | 9.1 | 6.1 | 4.5 |
| BS Manerbio | 6.2 | 9.8 | 13.1 | 17.2 | 20.8 | 22.8 | 23.0 | 18.6 | 15.0 | 9.2 | 6.2 | 4.6 |
| BS Montichiari | 6.2 | 9.7 | 13.0 | 17.1 | 20.7 | 22.6 | 22.8 | 18.5 | 15.0 | 9.2 | 6.2 | 4.6 |

RADIAZIONE GLOBALE AL SUOLO (MJ / m² giorno)
1999

| | | gen | feb | mar | apr | mag | giu | lug | ago | set | ott | nov | dic |
|----|-----------------------|-----|-----|------|------|------|------|------|------|------|-----|-----|-----|
| BS | Orzinuovi | 6.2 | 9.7 | 13.0 | 17.2 | 20.8 | 22.7 | 22.9 | 18.5 | 15.0 | 9.2 | 6.2 | 4.6 |
| BS | Palazzolo sull'Oglio | 6.0 | 9.5 | 12.7 | 16.9 | 20.4 | 22.3 | 22.5 | 18.2 | 14.8 | 9.1 | 6.1 | 4.6 |
| BS | Pontevico | 6.2 | 9.8 | 13.2 | 17.3 | 20.9 | 22.9 | 23.1 | 18.7 | 15.1 | 9.2 | 6.3 | 4.7 |
| BS | Rezzato | 6.1 | 9.6 | 12.8 | 17.0 | 20.5 | 22.4 | 22.6 | 18.3 | 14.9 | 9.1 | 6.2 | 4.5 |
| BS | Rovato | 6.0 | 9.5 | 12.8 | 16.9 | 20.5 | 22.4 | 22.5 | 18.2 | 14.8 | 9.1 | 6.2 | 4.5 |
| BS | Salò | 6.1 | 9.5 | 12.7 | 16.9 | 20.4 | 22.3 | 22.4 | 18.1 | 14.8 | 9.1 | 6.2 | 4.5 |
| BS | Sarezzo | 5.9 | 9.4 | 12.6 | 16.8 | 20.3 | 22.2 | 22.3 | 18.0 | 14.7 | 9.1 | 6.1 | 4.5 |
| BS | Toscolano-Maderno | 6.0 | 9.5 | 12.7 | 16.8 | 20.3 | 22.2 | 22.3 | 18.0 | 14.8 | 9.1 | 6.1 | 4.5 |
| BS | Travagliato | 6.1 | 9.6 | 12.8 | 17.0 | 20.5 | 22.4 | 22.6 | 18.3 | 14.8 | 9.1 | 6.2 | 4.6 |
| BS | Verolanuova | 6.2 | 9.8 | 13.1 | 17.2 | 20.9 | 22.8 | 23.0 | 18.6 | 15.0 | 9.2 | 6.3 | 4.6 |
| BS | Villa Carcina | 6.0 | 9.4 | 12.6 | 16.8 | 20.4 | 22.2 | 22.3 | 18.1 | 14.7 | 9.1 | 6.1 | 4.5 |
| CO | Cantù | 5.9 | 9.4 | 12.7 | 16.9 | 20.2 | 22.4 | 22.5 | 18.2 | 14.6 | 9.0 | 6.1 | 4.8 |
| CO | Cernobbio | 5.8 | 9.1 | 12.4 | 16.6 | 19.9 | 22.1 | 22.2 | 18.1 | 14.5 | 9.0 | 6.0 | 4.7 |
| CO | Como | 5.8 | 9.2 | 12.6 | 16.7 | 20.0 | 22.2 | 22.4 | 18.1 | 14.5 | 9.0 | 6.1 | 4.8 |
| CO | Erba | 5.8 | 9.2 | 12.5 | 16.6 | 20.0 | 22.2 | 22.3 | 18.1 | 14.5 | 9.0 | 6.0 | 4.7 |
| CO | Mariano Comense | 6.0 | 9.5 | 12.7 | 16.9 | 20.2 | 22.4 | 22.6 | 18.3 | 14.7 | 9.0 | 6.1 | 4.8 |
| CO | Olgiate Comasco | 5.9 | 9.3 | 12.6 | 16.8 | 20.0 | 22.3 | 22.4 | 18.2 | 14.6 | 9.0 | 6.1 | 4.8 |
| CR | Casalmaggiore | 6.4 | 9.9 | 13.4 | 17.3 | 21.2 | 23.2 | 23.4 | 18.9 | 15.2 | 9.4 | 6.3 | 4.8 |
| CR | Castelleone | 6.2 | 9.8 | 13.2 | 17.3 | 20.9 | 22.9 | 23.2 | 18.6 | 15.0 | 9.2 | 6.3 | 4.7 |
| CR | Crema | 6.2 | 9.8 | 13.1 | 17.3 | 20.8 | 22.8 | 23.1 | 18.5 | 15.0 | 9.1 | 6.3 | 4.7 |
| CR | Cremona | 6.3 | 9.9 | 13.3 | 17.3 | 21.1 | 23.1 | 23.3 | 18.8 | 15.1 | 9.3 | 6.3 | 4.7 |
| CR | Offanengo | 6.2 | 9.8 | 13.1 | 17.3 | 20.8 | 22.8 | 23.0 | 18.5 | 15.0 | 9.1 | 6.2 | 4.7 |
| CR | Pizzighettone | 6.3 | 9.9 | 13.3 | 17.4 | 21.0 | 23.0 | 23.3 | 18.7 | 15.1 | 9.3 | 6.3 | 4.8 |
| CR | Rivolta d'Adda | 6.1 | 9.7 | 13.0 | 17.2 | 20.6 | 22.7 | 23.0 | 18.4 | 14.9 | 9.1 | 6.2 | 4.8 |
| CR | Soresina | 6.2 | 9.8 | 13.2 | 17.3 | 20.9 | 22.9 | 23.2 | 18.6 | 15.0 | 9.2 | 6.3 | 4.7 |
| LC | Calolziocorte | 5.8 | 9.2 | 12.5 | 16.6 | 20.0 | 22.1 | 22.2 | 18.0 | 14.5 | 9.0 | 6.0 | 4.6 |
| LC | Casatenovo | 5.9 | 9.4 | 12.7 | 16.9 | 20.2 | 22.4 | 22.5 | 18.2 | 14.7 | 9.0 | 6.1 | 4.8 |
| LC | Colico | 5.2 | 8.1 | 11.6 | 15.8 | 19.5 | 21.6 | 21.3 | 17.6 | 14.2 | 9.0 | 5.6 | 4.2 |
| LC | Galbiate | 5.8 | 9.1 | 12.4 | 16.6 | 20.0 | 22.1 | 22.2 | 18.0 | 14.5 | 9.0 | 6.0 | 4.6 |
| LC | Lecco | 5.7 | 9.0 | 12.3 | 16.5 | 20.0 | 22.1 | 22.1 | 18.0 | 14.5 | 9.0 | 6.0 | 4.6 |
| LC | Mandello del Lario | 5.6 | 8.9 | 12.2 | 16.4 | 19.8 | 22.0 | 21.9 | 17.9 | 14.4 | 9.0 | 5.9 | 4.5 |
| LC | Merate | 5.9 | 9.4 | 12.7 | 16.9 | 20.2 | 22.3 | 22.5 | 18.2 | 14.7 | 9.0 | 6.1 | 4.7 |
| LC | Valmadrera | 5.7 | 9.1 | 12.4 | 16.5 | 20.0 | 22.1 | 22.1 | 18.0 | 14.5 | 9.0 | 6.0 | 4.6 |
| LO | Casalpusterlengo | 6.3 | 9.9 | 13.3 | 17.4 | 21.0 | 23.0 | 23.3 | 18.7 | 15.1 | 9.2 | 6.3 | 4.8 |
| LO | Codogno | 6.3 | 9.9 | 13.3 | 17.4 | 21.0 | 23.0 | 23.3 | 18.7 | 15.1 | 9.2 | 6.3 | 4.8 |
| LO | Lodi | 6.2 | 9.8 | 13.2 | 17.4 | 20.8 | 22.9 | 23.2 | 18.6 | 15.0 | 9.1 | 6.3 | 4.8 |
| LO | Sant'Angelo Lodigiano | 6.3 | 9.9 | 13.3 | 17.4 | 20.9 | 23.0 | 23.4 | 18.6 | 15.0 | 9.1 | 6.3 | 4.9 |
| MI | Abbiategrasso | 6.2 | 9.8 | 13.2 | 17.4 | 20.6 | 22.9 | 23.3 | 18.6 | 14.9 | 9.0 | 6.3 | 5.1 |
| MI | Agrate Brianza | 6.1 | 9.6 | 12.9 | 17.1 | 20.4 | 22.6 | 22.8 | 18.4 | 14.8 | 9.0 | 6.2 | 4.8 |
| MI | Arcore | 6.0 | 9.5 | 12.8 | 17.0 | 20.3 | 22.5 | 22.7 | 18.3 | 14.7 | 9.0 | 6.2 | 4.8 |
| MI | Arese | 6.1 | 9.7 | 13.0 | 17.2 | 20.5 | 22.7 | 23.0 | 18.5 | 14.8 | 9.0 | 6.2 | 5.0 |
| MI | Bareggio | 6.2 | 9.8 | 13.1 | 17.3 | 20.5 | 22.8 | 23.1 | 18.5 | 14.9 | 9.0 | 6.3 | 5.1 |
| MI | Besana in Brianza | 5.9 | 9.4 | 12.7 | 16.9 | 20.2 | 22.4 | 22.5 | 18.2 | 14.7 | 9.0 | 6.1 | 4.8 |
| MI | Biassono | 6.0 | 9.6 | 12.8 | 17.0 | 20.3 | 22.5 | 22.7 | 18.3 | 14.7 | 9.0 | 6.2 | 4.8 |
| MI | Bollate | 6.1 | 9.7 | 13.0 | 17.2 | 20.5 | 22.7 | 22.9 | 18.4 | 14.8 | 9.0 | 6.2 | 5.0 |
| MI | Bovisio-Masciago | 6.0 | 9.6 | 12.9 | 17.1 | 20.4 | 22.5 | 22.8 | 18.4 | 14.8 | 9.0 | 6.2 | 4.9 |

RADIAZIONE GLOBALE AL SUOLO (MJ / m² giorno)
1999

| | | gen | feb | mar | apr | mag | giu | lug | ago | set | ott | nov | dic |
|----|-----------------------|-----|-----|------|------|------|------|------|------|------|-----|-----|-----|
| MI | Bresso | 6.1 | 9.7 | 13.0 | 17.2 | 20.5 | 22.7 | 23.0 | 18.5 | 14.8 | 9.0 | 6.2 | 4.9 |
| MI | Brugherio | 6.1 | 9.7 | 13.0 | 17.2 | 20.5 | 22.6 | 22.9 | 18.4 | 14.8 | 9.0 | 6.2 | 4.9 |
| MI | Buccinasco | 6.2 | 9.8 | 13.1 | 17.4 | 20.6 | 22.9 | 23.2 | 18.6 | 14.9 | 9.0 | 6.3 | 5.0 |
| MI | Busto Garolfo | 6.1 | 9.7 | 13.0 | 17.2 | 20.4 | 22.7 | 23.0 | 18.5 | 14.8 | 9.0 | 6.2 | 5.1 |
| MI | Canegrate | 6.1 | 9.7 | 13.0 | 17.2 | 20.4 | 22.6 | 22.9 | 18.4 | 14.8 | 9.0 | 6.2 | 5.0 |
| MI | Carate Brianza | 6.0 | 9.5 | 12.8 | 17.0 | 20.3 | 22.4 | 22.6 | 18.3 | 14.7 | 9.0 | 6.1 | 4.8 |
| MI | Carugate | 6.1 | 9.7 | 12.9 | 17.2 | 20.5 | 22.6 | 22.9 | 18.4 | 14.8 | 9.0 | 6.2 | 4.8 |
| MI | Cassano d'Adda | 6.1 | 9.7 | 12.9 | 17.1 | 20.5 | 22.6 | 22.8 | 18.4 | 14.8 | 9.1 | 6.2 | 4.7 |
| MI | Cassina de' Pecchi | 6.1 | 9.7 | 13.0 | 17.2 | 20.5 | 22.7 | 22.9 | 18.4 | 14.9 | 9.0 | 6.2 | 4.8 |
| MI | Cernusco sul Naviglio | 6.1 | 9.7 | 13.0 | 17.2 | 20.5 | 22.7 | 22.9 | 18.4 | 14.8 | 9.0 | 6.2 | 4.9 |
| MI | Cerro Maggiore | 6.1 | 9.6 | 12.9 | 17.1 | 20.3 | 22.6 | 22.9 | 18.4 | 14.8 | 9.0 | 6.2 | 5.0 |
| MI | Cesano Boscone | 6.2 | 9.8 | 13.1 | 17.4 | 20.6 | 22.8 | 23.1 | 18.5 | 14.9 | 9.0 | 6.3 | 5.0 |
| MI | Cesano Maderno | 6.0 | 9.6 | 12.9 | 17.1 | 20.3 | 22.5 | 22.8 | 18.4 | 14.7 | 9.0 | 6.2 | 4.9 |
| MI | Cesate | 6.1 | 9.6 | 12.9 | 17.1 | 20.4 | 22.6 | 22.8 | 18.4 | 14.8 | 9.0 | 6.2 | 5.0 |
| MI | Cinisello Balsamo | 6.1 | 9.7 | 13.0 | 17.2 | 20.5 | 22.7 | 22.9 | 18.4 | 14.8 | 9.0 | 6.2 | 4.9 |
| MI | Cologno Monzese | 6.1 | 9.7 | 13.0 | 17.2 | 20.5 | 22.7 | 22.9 | 18.4 | 14.8 | 9.0 | 6.2 | 4.9 |
| MI | Concorezzo | 6.1 | 9.6 | 12.9 | 17.1 | 20.4 | 22.6 | 22.8 | 18.4 | 14.8 | 9.0 | 6.2 | 4.8 |
| MI | Corbetta | 6.2 | 9.8 | 13.1 | 17.3 | 20.5 | 22.8 | 23.1 | 18.5 | 14.9 | 9.0 | 6.3 | 5.1 |
| MI | Cormano | 6.1 | 9.7 | 13.0 | 17.2 | 20.5 | 22.7 | 22.9 | 18.4 | 14.8 | 9.0 | 6.2 | 4.9 |
| MI | Cornaredo | 6.1 | 9.7 | 13.1 | 17.3 | 20.5 | 22.8 | 23.1 | 18.5 | 14.9 | 9.0 | 6.3 | 5.0 |
| MI | Corsico | 6.2 | 9.8 | 13.1 | 17.4 | 20.6 | 22.8 | 23.2 | 18.6 | 14.9 | 9.0 | 6.3 | 5.0 |
| MI | Cusano Milanino | 6.1 | 9.7 | 13.0 | 17.2 | 20.5 | 22.7 | 22.9 | 18.4 | 14.8 | 9.0 | 6.2 | 4.9 |
| MI | Desio | 6.0 | 9.6 | 12.9 | 17.1 | 20.4 | 22.5 | 22.8 | 18.4 | 14.8 | 9.0 | 6.2 | 4.9 |
| MI | Gaggiano | 6.2 | 9.8 | 13.1 | 17.4 | 20.6 | 22.9 | 23.2 | 18.6 | 14.9 | 9.0 | 6.3 | 5.1 |
| MI | Garbagnate Milanese | 6.1 | 9.6 | 12.9 | 17.2 | 20.4 | 22.6 | 22.9 | 18.4 | 14.8 | 9.0 | 6.2 | 5.0 |
| MI | Giussano | 6.0 | 9.4 | 12.7 | 16.9 | 20.2 | 22.4 | 22.6 | 18.2 | 14.7 | 9.0 | 6.1 | 4.8 |
| MI | Gorgonzola | 6.1 | 9.7 | 13.0 | 17.2 | 20.5 | 22.6 | 22.9 | 18.4 | 14.8 | 9.0 | 6.2 | 4.8 |
| MI | Lainate | 6.1 | 9.7 | 13.0 | 17.2 | 20.4 | 22.6 | 22.9 | 18.4 | 14.8 | 9.0 | 6.2 | 5.0 |
| MI | Legnano | 6.1 | 9.6 | 12.9 | 17.1 | 20.3 | 22.6 | 22.9 | 18.4 | 14.8 | 9.0 | 6.2 | 5.0 |
| MI | Lentate sul Seveso | 6.0 | 9.5 | 12.8 | 17.0 | 20.2 | 22.5 | 22.6 | 18.3 | 14.7 | 9.0 | 6.2 | 4.9 |
| MI | Limbate | 6.1 | 9.6 | 12.9 | 17.1 | 20.4 | 22.6 | 22.8 | 18.4 | 14.8 | 9.0 | 6.2 | 4.9 |
| MI | Lissone | 6.0 | 9.6 | 12.9 | 17.1 | 20.4 | 22.5 | 22.8 | 18.3 | 14.8 | 9.0 | 6.2 | 4.9 |
| MI | Magenta | 6.2 | 9.8 | 13.1 | 17.3 | 20.5 | 22.8 | 23.1 | 18.5 | 14.9 | 9.0 | 6.3 | 5.1 |
| MI | Meda | 6.0 | 9.5 | 12.8 | 17.0 | 20.3 | 22.5 | 22.7 | 18.3 | 14.7 | 9.0 | 6.2 | 4.9 |
| MI | Melegnano | 6.2 | 9.8 | 13.2 | 17.4 | 20.7 | 22.9 | 23.2 | 18.6 | 15.0 | 9.1 | 6.3 | 4.9 |
| MI | Melzo | 6.1 | 9.7 | 13.0 | 17.2 | 20.6 | 22.7 | 22.9 | 18.4 | 14.9 | 9.1 | 6.2 | 4.8 |
| MI | Milano | 6.2 | 9.8 | 13.1 | 17.3 | 20.6 | 22.8 | 23.1 | 18.5 | 14.9 | 9.0 | 6.3 | 5.0 |
| MI | Monza | 6.1 | 9.6 | 12.9 | 17.1 | 20.4 | 22.6 | 22.8 | 18.4 | 14.8 | 9.0 | 6.2 | 4.9 |
| MI | Motta Visconti | 6.2 | 9.9 | 13.3 | 17.5 | 20.8 | 23.0 | 23.4 | 18.7 | 15.0 | 9.0 | 6.3 | 5.1 |
| MI | Muggiò | 6.1 | 9.6 | 12.9 | 17.1 | 20.4 | 22.6 | 22.8 | 18.4 | 14.8 | 9.0 | 6.2 | 4.9 |
| MI | Nerviano | 6.1 | 9.7 | 13.0 | 17.2 | 20.4 | 22.7 | 23.0 | 18.5 | 14.8 | 9.0 | 6.2 | 5.0 |
| MI | Nova Milanese | 6.1 | 9.6 | 12.9 | 17.2 | 20.4 | 22.6 | 22.9 | 18.4 | 14.8 | 9.0 | 6.2 | 4.9 |
| MI | Novate Milanese | 6.1 | 9.7 | 13.0 | 17.2 | 20.5 | 22.7 | 23.0 | 18.5 | 14.8 | 9.0 | 6.2 | 5.0 |
| MI | Opera | 6.2 | 9.8 | 13.2 | 17.4 | 20.7 | 22.9 | 23.2 | 18.6 | 15.0 | 9.1 | 6.3 | 5.0 |
| MI | Paderno Dugnano | 6.1 | 9.7 | 13.0 | 17.2 | 20.4 | 22.6 | 22.9 | 18.4 | 14.8 | 9.0 | 6.2 | 4.9 |
| MI | Parabiago | 6.1 | 9.7 | 13.0 | 17.2 | 20.4 | 22.6 | 22.9 | 18.4 | 14.8 | 9.0 | 6.2 | 5.0 |
| MI | Paullo | 6.2 | 9.8 | 13.1 | 17.3 | 20.7 | 22.8 | 23.1 | 18.5 | 14.9 | 9.1 | 6.3 | 4.9 |
| MI | Pero | 6.1 | 9.7 | 13.0 | 17.3 | 20.5 | 22.7 | 23.0 | 18.5 | 14.8 | 9.0 | 6.2 | 5.0 |
| MI | Peschiera Borromeo | 6.2 | 9.8 | 13.1 | 17.3 | 20.7 | 22.8 | 23.1 | 18.5 | 14.9 | 9.1 | 6.3 | 4.9 |
| MI | Pieve Emanuele | 6.2 | 9.8 | 13.2 | 17.4 | 20.7 | 22.9 | 23.3 | 18.6 | 15.0 | 9.1 | 6.3 | 5.0 |
| MI | Pioltello | 6.1 | 9.7 | 13.0 | 17.2 | 20.6 | 22.7 | 23.0 | 18.5 | 14.9 | 9.0 | 6.2 | 4.9 |

| | | gen | feb | mar | apr | mag | giu | lug | ago | set | ott | nov | dic |
|----|----------------------------|-----|------|------|------|------|------|------|------|------|-----|-----|-----|
| MI | Rescaldina | 6.0 | 9.6 | 12.9 | 17.1 | 20.3 | 22.6 | 22.8 | 18.4 | 14.7 | 9.0 | 6.2 | 5.0 |
| MI | Rho | 6.1 | 9.7 | 13.0 | 17.3 | 20.5 | 22.7 | 23.0 | 18.5 | 14.8 | 9.0 | 6.2 | 5.0 |
| MI | Rozzano | 6.2 | 9.8 | 13.2 | 17.4 | 20.7 | 22.9 | 23.3 | 18.6 | 15.0 | 9.0 | 6.3 | 5.0 |
| MI | San Colombano al Lambro | 6.3 | 9.9 | 13.3 | 17.4 | 20.9 | 23.1 | 23.4 | 18.7 | 15.0 | 9.2 | 6.3 | 4.9 |
| MI | San Donato Milanese | 6.2 | 9.8 | 13.1 | 17.4 | 20.7 | 22.8 | 23.2 | 18.5 | 14.9 | 9.1 | 6.3 | 4.9 |
| MI | San Giuliano Milanese | 6.2 | 9.8 | 13.1 | 17.4 | 20.7 | 22.9 | 23.2 | 18.6 | 14.9 | 9.1 | 6.3 | 4.9 |
| MI | Segrate | 6.1 | 9.7 | 13.1 | 17.3 | 20.6 | 22.7 | 23.0 | 18.5 | 14.9 | 9.0 | 6.2 | 4.9 |
| MI | Senago | 6.1 | 9.6 | 12.9 | 17.2 | 20.4 | 22.6 | 22.9 | 18.4 | 14.8 | 9.0 | 6.2 | 5.0 |
| MI | Seregno | 6.0 | 9.5 | 12.8 | 17.0 | 20.3 | 22.5 | 22.7 | 18.3 | 14.7 | 9.0 | 6.2 | 4.9 |
| MI | Sesto San Giovanni | 6.1 | 9.7 | 13.0 | 17.2 | 20.5 | 22.7 | 23.0 | 18.4 | 14.8 | 9.0 | 6.2 | 4.9 |
| MI | Settimo Milanese | 6.2 | 9.8 | 13.1 | 17.3 | 20.5 | 22.8 | 23.1 | 18.5 | 14.9 | 9.0 | 6.3 | 5.0 |
| MI | Seveso | 6.0 | 9.5 | 12.8 | 17.0 | 20.3 | 22.5 | 22.7 | 18.3 | 14.7 | 9.0 | 6.2 | 4.9 |
| MI | Solaro | 6.1 | 9.6 | 12.9 | 17.1 | 20.3 | 22.6 | 22.8 | 18.4 | 14.7 | 9.0 | 6.2 | 4.9 |
| MI | Trezzano sul Naviglio | 6.2 | 9.8 | 13.1 | 17.4 | 20.6 | 22.9 | 23.2 | 18.6 | 14.9 | 9.0 | 6.3 | 5.1 |
| MI | Trezzo sull'Adda | 6.0 | 9.5 | 12.8 | 17.0 | 20.4 | 22.4 | 22.6 | 18.2 | 14.7 | 9.0 | 6.2 | 4.7 |
| MI | Varedo | 6.1 | 9.6 | 12.9 | 17.1 | 20.4 | 22.6 | 22.8 | 18.4 | 14.8 | 9.0 | 6.2 | 4.9 |
| MI | Villasanta | 6.1 | 9.6 | 12.9 | 17.1 | 20.4 | 22.6 | 22.8 | 18.4 | 14.8 | 9.0 | 6.2 | 4.8 |
| MI | Vimercate | 6.0 | 9.6 | 12.8 | 17.0 | 20.4 | 22.5 | 22.7 | 18.3 | 14.8 | 9.0 | 6.2 | 4.8 |
| MI | Vimodrone | 6.1 | 9.7 | 13.0 | 17.2 | 20.5 | 22.7 | 23.0 | 18.4 | 14.9 | 9.0 | 6.2 | 4.9 |
| | | | | | | | | | | | | | |
| MN | Asola | 6.3 | 9.8 | 13.2 | 17.3 | 21.0 | 22.9 | 23.2 | 18.8 | 15.1 | 9.3 | 6.3 | 4.7 |
| MN | Castel Goffredo | 6.2 | 9.8 | 13.1 | 17.2 | 20.9 | 22.8 | 23.0 | 18.7 | 15.1 | 9.2 | 6.3 | 4.7 |
| MN | Castellucchio | 6.3 | 9.9 | 13.3 | 17.3 | 21.0 | 23.0 | 23.2 | 18.9 | 15.2 | 9.3 | 6.3 | 4.7 |
| MN | Castiglione delle Stiviere | 6.2 | 9.7 | 13.1 | 17.2 | 20.7 | 22.7 | 22.9 | 18.6 | 15.0 | 9.2 | 6.2 | 4.6 |
| MN | Curtatone | 6.3 | 9.9 | 13.3 | 17.3 | 21.0 | 23.1 | 23.2 | 18.9 | 15.2 | 9.3 | 6.3 | 4.8 |
| MN | Goito | 6.3 | 9.8 | 13.2 | 17.3 | 20.9 | 22.9 | 23.1 | 18.8 | 15.1 | 9.2 | 6.3 | 4.7 |
| MN | Mantova | 6.3 | 9.9 | 13.3 | 17.3 | 21.0 | 23.1 | 23.2 | 18.9 | 15.2 | 9.2 | 6.3 | 4.8 |
| MN | Marcaria | 6.3 | 9.9 | 13.3 | 17.3 | 21.1 | 23.1 | 23.3 | 18.9 | 15.2 | 9.3 | 6.3 | 4.8 |
| MN | Ostiglia | 6.3 | 9.9 | 13.4 | 17.4 | 21.1 | 23.2 | 23.2 | 19.0 | 15.3 | 9.2 | 6.3 | 4.8 |
| MN | Poggio Rusco | 6.3 | 9.9 | 13.4 | 17.4 | 21.2 | 23.2 | 23.3 | 19.1 | 15.4 | 9.2 | 6.3 | 4.9 |
| MN | Porto Mantovano | 6.3 | 9.9 | 13.3 | 17.3 | 21.0 | 23.0 | 23.1 | 18.9 | 15.2 | 9.2 | 6.3 | 4.7 |
| MN | Roncoferraro | 6.3 | 9.9 | 13.3 | 17.3 | 21.0 | 23.1 | 23.2 | 19.0 | 15.2 | 9.2 | 6.3 | 4.8 |
| MN | Roverbella | 6.3 | 9.8 | 13.2 | 17.3 | 20.9 | 22.9 | 23.0 | 18.8 | 15.1 | 9.2 | 6.3 | 4.7 |
| MN | San Benedetto Po | 6.3 | 9.9 | 13.4 | 17.4 | 21.1 | 23.2 | 23.2 | 19.0 | 15.3 | 9.3 | 6.3 | 4.8 |
| MN | San Giorgio di Mantova | 6.3 | 9.9 | 13.3 | 17.3 | 21.0 | 23.1 | 23.2 | 18.9 | 15.2 | 9.2 | 6.3 | 4.8 |
| MN | Sermide | 6.3 | 9.9 | 13.4 | 17.4 | 21.2 | 23.2 | 23.2 | 19.1 | 15.4 | 9.2 | 6.3 | 4.9 |
| MN | Suzzara | 6.4 | 9.9 | 13.4 | 17.3 | 21.2 | 23.2 | 23.3 | 19.0 | 15.3 | 9.4 | 6.3 | 4.9 |
| MN | Viadana | 6.4 | 9.9 | 13.4 | 17.3 | 21.2 | 23.2 | 23.4 | 19.0 | 15.3 | 9.4 | 6.3 | 4.9 |
| MN | Virgilio | 6.3 | 9.9 | 13.3 | 17.3 | 21.1 | 23.1 | 23.2 | 18.9 | 15.2 | 9.3 | 6.3 | 4.8 |
| | | | | | | | | | | | | | |
| PV | Belgioioso | 6.3 | 9.9 | 13.3 | 17.5 | 20.9 | 23.1 | 23.5 | 18.7 | 15.0 | 9.1 | 6.3 | 5.0 |
| PV | Broni | 6.3 | 9.9 | 13.4 | 17.5 | 21.0 | 23.1 | 23.5 | 18.7 | 15.0 | 9.2 | 6.3 | 5.0 |
| PV | Casorate Primo | 6.2 | 9.9 | 13.2 | 17.5 | 20.7 | 23.0 | 23.4 | 18.6 | 15.0 | 9.0 | 6.3 | 5.1 |
| PV | Casteggio | 6.3 | 10.0 | 13.4 | 17.5 | 21.0 | 23.2 | 23.6 | 18.7 | 15.0 | 9.1 | 6.4 | 5.1 |
| PV | Gambolò | 6.2 | 9.9 | 13.3 | 17.5 | 20.7 | 23.0 | 23.5 | 18.7 | 15.0 | 9.0 | 6.3 | 5.2 |
| PV | Garlasco | 6.3 | 10.0 | 13.3 | 17.6 | 20.8 | 23.1 | 23.5 | 18.7 | 15.0 | 9.0 | 6.3 | 5.2 |
| PV | Mede | 6.3 | 10.0 | 13.4 | 17.6 | 20.8 | 23.1 | 23.7 | 18.7 | 15.0 | 9.0 | 6.4 | 5.2 |
| PV | Mortara | 6.2 | 10.0 | 13.3 | 17.5 | 20.7 | 23.0 | 23.5 | 18.7 | 15.0 | 9.0 | 6.3 | 5.2 |
| PV | Pavia | 6.3 | 9.9 | 13.3 | 17.5 | 20.9 | 23.1 | 23.5 | 18.7 | 15.0 | 9.1 | 6.3 | 5.1 |
| PV | Robbio | 6.2 | 9.9 | 13.2 | 17.5 | 20.6 | 22.9 | 23.4 | 18.6 | 14.9 | 9.0 | 6.3 | 5.2 |
| PV | Sannazzaro de' Burgondi | 6.3 | 10.0 | 13.4 | 17.6 | 20.9 | 23.2 | 23.6 | 18.7 | 15.0 | 9.0 | 6.4 | 5.2 |

RADIAZIONE GLOBALE AL SUOLO (MJ / m² giorno)
1999

| | | gen | feb | mar | apr | mag | giu | lug | ago | set | ott | nov | dic |
|----|--------------------|-----|------|------|------|------|------|------|------|------|-----|-----|-----|
| PV | Stradella | 6.3 | 9.9 | 13.3 | 17.5 | 21.0 | 23.1 | 23.5 | 18.7 | 15.0 | 9.2 | 6.3 | 5.0 |
| PV | Vigevano | 6.2 | 9.9 | 13.2 | 17.5 | 20.7 | 23.0 | 23.4 | 18.6 | 15.0 | 9.0 | 6.3 | 5.2 |
| PV | Voghera | 6.3 | 10.0 | 13.4 | 17.5 | 20.9 | 23.2 | 23.7 | 18.7 | 14.9 | 9.1 | 6.4 | 5.1 |
| SO | Chiavenna | 4.8 | 7.4 | 11.1 | 15.4 | 19.3 | 21.3 | 20.8 | 17.4 | 14.1 | 9.0 | 5.4 | 3.9 |
| SO | Morbegno | 5.1 | 8.0 | 11.5 | 15.7 | 19.5 | 21.5 | 21.3 | 17.5 | 14.2 | 9.0 | 5.6 | 4.1 |
| SO | Sondrio | 5.0 | 7.8 | 11.3 | 15.5 | 19.5 | 21.4 | 21.1 | 17.3 | 14.2 | 9.0 | 5.5 | 4.0 |
| SO | Tirano | 4.9 | 7.6 | 11.2 | 15.5 | 19.5 | 21.3 | 21.0 | 17.1 | 14.2 | 9.0 | 5.4 | 3.9 |
| VA | Busto Arsizio | 6.0 | 9.6 | 12.9 | 17.1 | 20.3 | 22.5 | 22.8 | 18.4 | 14.7 | 9.0 | 6.2 | 5.0 |
| VA | Cardano al Campo | 6.0 | 9.5 | 12.8 | 17.0 | 20.2 | 22.5 | 22.7 | 18.3 | 14.7 | 9.0 | 6.2 | 5.0 |
| VA | Caronno Pertusella | 6.1 | 9.6 | 12.9 | 17.1 | 20.4 | 22.6 | 22.9 | 18.4 | 14.8 | 9.0 | 6.2 | 5.0 |
| VA | Cassano Magnago | 6.0 | 9.5 | 12.8 | 17.0 | 20.2 | 22.4 | 22.7 | 18.3 | 14.6 | 9.0 | 6.2 | 5.0 |
| VA | Castellanza | 6.0 | 9.6 | 12.9 | 17.1 | 20.3 | 22.6 | 22.8 | 18.4 | 14.7 | 9.0 | 6.2 | 5.0 |
| VA | Cislago | 6.0 | 9.5 | 12.8 | 17.0 | 20.2 | 22.5 | 22.7 | 18.3 | 14.7 | 9.0 | 6.2 | 5.0 |
| VA | Fagnano Olona | 6.0 | 9.5 | 12.8 | 17.0 | 20.2 | 22.5 | 22.7 | 18.3 | 14.7 | 9.0 | 6.2 | 5.0 |
| VA | Gallarate | 6.0 | 9.5 | 12.8 | 17.0 | 20.2 | 22.4 | 22.7 | 18.3 | 14.6 | 9.0 | 6.2 | 5.0 |
| VA | Gavirate | 5.7 | 9.0 | 12.4 | 16.5 | 19.8 | 22.1 | 22.2 | 18.0 | 14.4 | 9.0 | 6.0 | 4.8 |
| VA | Induno Olona | 5.7 | 9.0 | 12.4 | 16.6 | 19.9 | 22.1 | 22.2 | 18.1 | 14.4 | 9.0 | 6.0 | 4.8 |
| VA | Lavena Ponte Tresa | 5.5 | 8.7 | 12.2 | 16.3 | 19.7 | 21.9 | 21.9 | 17.9 | 14.3 | 9.0 | 5.9 | 4.6 |
| VA | Laveno-Mombello | 5.5 | 8.7 | 12.2 | 16.3 | 19.7 | 21.9 | 22.0 | 17.9 | 14.3 | 9.0 | 5.9 | 4.6 |
| VA | Lonate Pozzolo | 6.0 | 9.6 | 12.9 | 17.1 | 20.3 | 22.5 | 22.9 | 18.4 | 14.7 | 9.0 | 6.2 | 5.1 |
| VA | Luino | 5.4 | 8.5 | 12.0 | 16.1 | 19.6 | 21.8 | 21.8 | 17.9 | 14.2 | 9.0 | 5.8 | 4.5 |
| VA | Malnate | 5.8 | 9.2 | 12.6 | 16.7 | 20.0 | 22.2 | 22.4 | 18.1 | 14.5 | 9.0 | 6.1 | 4.8 |
| VA | Olgiate Olona | 6.0 | 9.6 | 12.9 | 17.1 | 20.3 | 22.5 | 22.8 | 18.4 | 14.7 | 9.0 | 6.2 | 5.0 |
| VA | Samarate | 6.0 | 9.5 | 12.9 | 17.0 | 20.2 | 22.5 | 22.8 | 18.3 | 14.7 | 9.0 | 6.2 | 5.0 |
| VA | Saronno | 6.0 | 9.6 | 12.9 | 17.1 | 20.3 | 22.5 | 22.8 | 18.4 | 14.7 | 9.0 | 6.2 | 5.0 |
| VA | Sesto Calende | 5.8 | 9.2 | 12.6 | 16.7 | 20.0 | 22.3 | 22.5 | 18.2 | 14.5 | 9.0 | 6.1 | 4.9 |
| VA | Somma Lombardo | 5.9 | 9.4 | 12.7 | 16.9 | 20.1 | 22.4 | 22.7 | 18.3 | 14.6 | 9.0 | 6.1 | 5.0 |
| VA | Sumirago | 5.9 | 9.3 | 12.7 | 16.8 | 20.1 | 22.3 | 22.5 | 18.2 | 14.6 | 9.0 | 6.1 | 4.9 |
| VA | Tradate | 5.9 | 9.4 | 12.7 | 16.9 | 20.1 | 22.4 | 22.6 | 18.3 | 14.6 | 9.0 | 6.1 | 4.9 |
| VA | Varese | 5.8 | 9.1 | 12.5 | 16.6 | 19.9 | 22.2 | 22.3 | 18.1 | 14.5 | 9.0 | 6.0 | 4.8 |

TRENTINO-ALTO ADIGE / SÜD TIROL

| | | | | | | | | | | | | | |
|----|-------------------------------|-----|-----|------|------|------|------|------|------|------|-----|-----|-----|
| BZ | Ahrntal | 4.6 | 6.8 | 11.0 | 15.5 | 19.5 | 20.6 | 20.1 | 16.5 | 13.7 | 8.9 | 4.9 | 3.7 |
| BZ | Appiano sulla Strada del Vino | 5.4 | 8.2 | 12.0 | 16.1 | 19.7 | 21.1 | 21.1 | 17.1 | 14.2 | 9.0 | 5.6 | 4.1 |
| BZ | Bolzano | 5.3 | 8.1 | 11.9 | 16.1 | 19.7 | 21.1 | 21.0 | 17.0 | 14.1 | 9.0 | 5.6 | 4.1 |
| BZ | Bozen | 5.3 | 8.1 | 11.9 | 16.1 | 19.7 | 21.1 | 21.0 | 17.0 | 14.1 | 9.0 | 5.6 | 4.1 |
| BZ | Bressanone | 5.0 | 7.5 | 11.6 | 15.8 | 19.6 | 20.8 | 20.6 | 16.7 | 13.9 | 9.0 | 5.3 | 3.9 |
| BZ | Brixen | 5.0 | 7.5 | 11.6 | 15.8 | 19.6 | 20.8 | 20.6 | 16.7 | 13.9 | 9.0 | 5.3 | 3.9 |
| BZ | Brunico | 4.8 | 7.3 | 11.4 | 15.7 | 19.5 | 20.6 | 20.3 | 16.6 | 13.8 | 8.9 | 5.1 | 3.8 |
| BZ | Bruneck | 4.8 | 7.3 | 11.4 | 15.7 | 19.5 | 20.6 | 20.3 | 16.6 | 13.8 | 8.9 | 5.1 | 3.8 |
| BZ | Castelrotto | 5.2 | 7.9 | 11.9 | 16.0 | 19.6 | 20.9 | 20.8 | 16.9 | 14.0 | 9.0 | 5.5 | 4.1 |
| BZ | Eppan an der Weinstrasse | 5.4 | 8.2 | 12.0 | 16.1 | 19.7 | 21.1 | 21.1 | 17.1 | 14.2 | 9.0 | 5.6 | 4.1 |
| BZ | Kastelruth | 5.2 | 7.9 | 11.9 | 16.0 | 19.6 | 20.9 | 20.8 | 16.9 | 14.0 | 9.0 | 5.5 | 4.1 |
| BZ | Laives | 5.4 | 8.3 | 12.0 | 16.1 | 19.7 | 21.2 | 21.1 | 17.1 | 14.2 | 9.0 | 5.7 | 4.2 |
| BZ | Leifers | 5.4 | 8.3 | 12.0 | 16.1 | 19.7 | 21.2 | 21.1 | 17.1 | 14.2 | 9.0 | 5.7 | 4.2 |
| BZ | Meran | 5.0 | 7.5 | 11.5 | 15.7 | 19.5 | 21.0 | 20.8 | 16.9 | 14.1 | 9.0 | 5.3 | 3.9 |
| BZ | Merano | 5.0 | 7.5 | 11.5 | 15.7 | 19.5 | 21.0 | 20.8 | 16.9 | 14.1 | 9.0 | 5.3 | 3.9 |

| | | gen | feb | mar | apr | mag | giu | lug | ago | set | ott | nov | dic |
|----|-------------------|-----|-----|------|------|------|------|------|------|------|-----|-----|-----|
| BZ | Renon | 5.3 | 8.0 | 11.9 | 16.0 | 19.6 | 21.0 | 20.9 | 17.0 | 14.1 | 9.0 | 5.5 | 4.1 |
| BZ | Ritten | 5.3 | 8.0 | 11.9 | 16.0 | 19.6 | 21.0 | 20.9 | 17.0 | 14.1 | 9.0 | 5.5 | 4.1 |
| BZ | Sarentino | 5.1 | 7.7 | 11.7 | 15.9 | 19.6 | 20.9 | 20.8 | 16.9 | 14.1 | 9.0 | 5.4 | 4.0 |
| BZ | Sarntal | 5.1 | 7.7 | 11.7 | 15.9 | 19.6 | 20.9 | 20.8 | 16.9 | 14.1 | 9.0 | 5.4 | 4.0 |
| BZ | Sclanders | 4.7 | 7.0 | 11.0 | 15.4 | 19.4 | 21.1 | 20.7 | 16.8 | 14.1 | 9.0 | 5.2 | 3.8 |
| BZ | Silandro | 4.7 | 7.0 | 11.0 | 15.4 | 19.4 | 21.1 | 20.7 | 16.8 | 14.1 | 9.0 | 5.2 | 3.8 |
| BZ | Sterzing | 4.8 | 7.0 | 11.3 | 15.6 | 19.5 | 20.7 | 20.4 | 16.6 | 14.0 | 9.0 | 5.1 | 3.8 |
| BZ | Valle Aurina | 4.6 | 6.8 | 11.0 | 15.5 | 19.5 | 20.6 | 20.1 | 16.5 | 13.7 | 8.9 | 4.9 | 3.7 |
| BZ | Vipiteno | 4.8 | 7.0 | 11.3 | 15.6 | 19.5 | 20.7 | 20.4 | 16.6 | 14.0 | 9.0 | 5.1 | 3.8 |
| | | | | | | | | | | | | | |
| TN | Ala | 6.1 | 9.5 | 12.7 | 16.8 | 20.0 | 22.1 | 22.1 | 17.9 | 14.7 | 9.0 | 6.1 | 4.5 |
| TN | Arco | 5.9 | 9.2 | 12.4 | 16.5 | 19.9 | 21.8 | 21.8 | 17.6 | 14.5 | 9.0 | 6.0 | 4.4 |
| TN | Borgo Valsugana | 5.9 | 9.1 | 12.6 | 16.6 | 19.8 | 21.6 | 21.6 | 17.5 | 14.4 | 9.0 | 6.0 | 4.4 |
| TN | Cles | 5.4 | 8.2 | 11.8 | 16.0 | 19.7 | 21.3 | 21.2 | 17.1 | 14.2 | 9.0 | 5.6 | 4.2 |
| TN | Levico Terme | 5.9 | 9.2 | 12.6 | 16.6 | 19.8 | 21.7 | 21.7 | 17.5 | 14.5 | 9.0 | 6.0 | 4.4 |
| TN | Mezzolombardo | 5.6 | 8.7 | 12.2 | 16.3 | 19.7 | 21.4 | 21.4 | 17.2 | 14.3 | 9.0 | 5.8 | 4.3 |
| TN | Mori | 6.0 | 9.3 | 12.6 | 16.7 | 20.0 | 21.9 | 22.0 | 17.7 | 14.6 | 9.0 | 6.1 | 4.5 |
| TN | Pergine Valsugana | 5.9 | 9.1 | 12.5 | 16.5 | 19.8 | 21.6 | 21.6 | 17.5 | 14.4 | 9.0 | 6.0 | 4.4 |
| TN | Riva del Garda | 5.9 | 9.2 | 12.4 | 16.6 | 19.9 | 21.8 | 21.9 | 17.6 | 14.6 | 9.0 | 6.0 | 4.4 |
| TN | Rovereto | 6.0 | 9.3 | 12.6 | 16.7 | 19.9 | 21.9 | 21.9 | 17.7 | 14.6 | 9.0 | 6.1 | 4.5 |
| TN | Trento | 5.8 | 9.0 | 12.4 | 16.5 | 19.8 | 21.6 | 21.6 | 17.4 | 14.4 | 9.0 | 6.0 | 4.4 |

VENETO

| | | | | | | | | | | | | | |
|----|-----------------------|-----|-----|------|------|------|------|------|------|------|-----|-----|-----|
| BL | Belluno | 5.8 | 8.9 | 12.6 | 16.5 | 19.7 | 21.6 | 21.3 | 17.4 | 14.2 | 8.9 | 5.9 | 4.4 |
| BL | Cortina d'Ampezzo | 5.3 | 8.0 | 11.9 | 16.0 | 19.5 | 20.9 | 20.6 | 16.8 | 13.9 | 8.9 | 5.5 | 4.1 |
| BL | Feltre | 5.9 | 9.1 | 12.7 | 16.6 | 19.7 | 21.8 | 21.6 | 17.6 | 14.4 | 9.0 | 6.0 | 4.4 |
| BL | Ponte nelle Alpi | 5.8 | 8.8 | 12.6 | 16.4 | 19.6 | 21.5 | 21.2 | 17.3 | 14.2 | 8.9 | 5.9 | 4.4 |
| BL | Sedico | 5.8 | 8.9 | 12.6 | 16.5 | 19.7 | 21.6 | 21.3 | 17.4 | 14.3 | 8.9 | 6.0 | 4.4 |
| | | | | | | | | | | | | | |
| PD | Abano Terme | 6.1 | 9.7 | 13.3 | 17.3 | 20.6 | 23.0 | 22.9 | 18.8 | 15.2 | 9.0 | 6.3 | 4.6 |
| PD | Albignasego | 6.1 | 9.7 | 13.4 | 17.3 | 20.7 | 23.1 | 22.9 | 18.8 | 15.2 | 9.0 | 6.3 | 4.6 |
| PD | Brugine | 6.0 | 9.7 | 13.4 | 17.3 | 20.8 | 23.2 | 23.0 | 18.8 | 15.3 | 9.0 | 6.2 | 4.6 |
| PD | Cadoneghe | 6.1 | 9.6 | 13.3 | 17.2 | 20.5 | 23.0 | 22.8 | 18.7 | 15.1 | 9.0 | 6.2 | 4.5 |
| PD | Campodarsego | 6.1 | 9.6 | 13.3 | 17.2 | 20.4 | 22.9 | 22.7 | 18.6 | 15.1 | 9.0 | 6.2 | 4.5 |
| PD | Camposampiero | 6.1 | 9.6 | 13.2 | 17.1 | 20.3 | 22.8 | 22.5 | 18.5 | 15.0 | 9.0 | 6.2 | 4.5 |
| PD | Cittadella | 6.1 | 9.5 | 13.1 | 17.0 | 20.2 | 22.5 | 22.4 | 18.3 | 14.9 | 9.0 | 6.2 | 4.5 |
| PD | Conselve | 6.1 | 9.7 | 13.5 | 17.4 | 20.9 | 23.2 | 23.1 | 18.9 | 15.3 | 9.0 | 6.3 | 4.6 |
| PD | Correzzola | 6.0 | 9.7 | 13.5 | 17.3 | 20.9 | 23.2 | 23.1 | 18.9 | 15.3 | 9.0 | 6.2 | 4.6 |
| PD | Este | 6.1 | 9.8 | 13.4 | 17.4 | 20.8 | 23.1 | 23.0 | 18.9 | 15.3 | 9.0 | 6.3 | 4.7 |
| PD | Monselice | 6.1 | 9.8 | 13.4 | 17.4 | 20.9 | 23.2 | 23.0 | 18.9 | 15.3 | 9.0 | 6.3 | 4.6 |
| PD | Montagnana | 6.2 | 9.8 | 13.3 | 17.3 | 20.8 | 23.1 | 23.0 | 18.9 | 15.3 | 9.1 | 6.3 | 4.7 |
| PD | Montegrotto Terme | 6.1 | 9.7 | 13.4 | 17.3 | 20.7 | 23.1 | 22.9 | 18.8 | 15.2 | 9.0 | 6.3 | 4.6 |
| PD | Ospedaletto Euganeo | 6.1 | 9.8 | 13.4 | 17.4 | 20.9 | 23.1 | 23.0 | 18.9 | 15.3 | 9.0 | 6.3 | 4.7 |
| PD | Padova | 6.1 | 9.7 | 13.3 | 17.2 | 20.6 | 23.0 | 22.8 | 18.7 | 15.1 | 9.0 | 6.2 | 4.6 |
| PD | Piazzola sul Brenta | 6.1 | 9.6 | 13.2 | 17.1 | 20.3 | 22.7 | 22.6 | 18.5 | 15.0 | 9.0 | 6.2 | 4.5 |
| PD | Piove di Sacco | 6.0 | 9.7 | 13.4 | 17.3 | 20.8 | 23.2 | 23.0 | 18.8 | 15.3 | 9.0 | 6.2 | 4.6 |
| PD | Ponte San Nicolò | 6.1 | 9.7 | 13.4 | 17.3 | 20.7 | 23.1 | 22.9 | 18.8 | 15.2 | 9.0 | 6.2 | 4.6 |
| PD | Rubano | 6.1 | 9.7 | 13.3 | 17.2 | 20.5 | 22.9 | 22.8 | 18.7 | 15.1 | 9.0 | 6.3 | 4.6 |
| PD | San Martino di Lupari | 6.1 | 9.5 | 13.1 | 17.0 | 20.2 | 22.6 | 22.4 | 18.3 | 14.9 | 9.0 | 6.2 | 4.5 |

RADIAZIONE GLOBALE AL SUOLO (MJ / m² giorno)
1999

| | | gen | feb | mar | apr | mag | giu | lug | ago | set | ott | nov | dic |
|----|-------------------------|-----|-----|------|------|------|------|------|------|------|-----|-----|-----|
| PD | Selvazzano Dentro | 6.1 | 9.7 | 13.3 | 17.2 | 20.6 | 23.0 | 22.8 | 18.7 | 15.2 | 9.0 | 6.3 | 4.6 |
| PD | Teolo | 6.1 | 9.7 | 13.3 | 17.2 | 20.6 | 23.0 | 22.9 | 18.8 | 15.2 | 9.0 | 6.3 | 4.6 |
| PD | Vigonza | 6.0 | 9.6 | 13.3 | 17.2 | 20.6 | 23.0 | 22.8 | 18.7 | 15.1 | 9.0 | 6.2 | 4.5 |
| RO | Adria | 6.0 | 9.8 | 13.6 | 17.4 | 21.2 | 23.3 | 23.2 | 19.0 | 15.5 | 9.0 | 6.2 | 4.6 |
| RO | Ariano nel Polesine | 6.0 | 9.8 | 13.7 | 17.4 | 21.3 | 23.4 | 23.3 | 19.0 | 15.6 | 9.0 | 6.2 | 4.6 |
| RO | Badia Polesine | 6.2 | 9.9 | 13.4 | 17.4 | 21.0 | 23.2 | 23.2 | 19.0 | 15.4 | 9.1 | 6.3 | 4.8 |
| RO | Lendinara | 6.2 | 9.8 | 13.5 | 17.4 | 21.1 | 23.2 | 23.2 | 19.0 | 15.4 | 9.1 | 6.3 | 4.8 |
| RO | Occhiobello | 6.2 | 9.9 | 13.5 | 17.4 | 21.2 | 23.3 | 23.3 | 19.1 | 15.5 | 9.1 | 6.3 | 4.9 |
| RO | Porto Tolle | 6.0 | 9.7 | 13.7 | 17.3 | 21.3 | 23.4 | 23.3 | 19.0 | 15.6 | 9.0 | 6.2 | 4.6 |
| RO | Rosolina | 6.0 | 9.7 | 13.6 | 17.3 | 21.2 | 23.3 | 23.2 | 18.9 | 15.5 | 9.0 | 6.2 | 4.6 |
| RO | Rovigo | 6.1 | 9.8 | 13.5 | 17.4 | 21.1 | 23.3 | 23.2 | 19.0 | 15.4 | 9.1 | 6.3 | 4.7 |
| RO | Taglio di Po | 6.0 | 9.7 | 13.6 | 17.4 | 21.2 | 23.4 | 23.2 | 19.0 | 15.6 | 9.0 | 6.2 | 4.6 |
| RO | Villadose | 6.1 | 9.8 | 13.6 | 17.4 | 21.1 | 23.3 | 23.2 | 19.0 | 15.5 | 9.0 | 6.3 | 4.7 |
| TV | Asolo | 6.1 | 9.4 | 13.0 | 16.8 | 20.0 | 22.3 | 22.1 | 18.0 | 14.7 | 9.0 | 6.2 | 4.5 |
| TV | Caerano di San Marco | 6.0 | 9.4 | 13.0 | 16.9 | 20.0 | 22.4 | 22.1 | 18.1 | 14.7 | 8.9 | 6.2 | 4.5 |
| TV | Castelfranco Veneto | 6.1 | 9.5 | 13.1 | 17.0 | 20.2 | 22.6 | 22.3 | 18.3 | 14.9 | 9.0 | 6.2 | 4.5 |
| TV | Conegliano | 6.0 | 9.2 | 13.0 | 16.8 | 20.0 | 22.3 | 21.9 | 17.9 | 14.5 | 8.9 | 6.1 | 4.4 |
| TV | Farra di Soligo | 6.0 | 9.2 | 12.9 | 16.7 | 19.9 | 22.1 | 21.9 | 17.8 | 14.5 | 8.9 | 6.1 | 4.4 |
| TV | Mareno di Piave | 6.0 | 9.2 | 13.0 | 16.8 | 20.1 | 22.4 | 22.0 | 17.9 | 14.5 | 8.9 | 6.1 | 4.4 |
| TV | Mogliano Veneto | 6.0 | 9.5 | 13.3 | 17.1 | 20.5 | 22.9 | 22.6 | 18.5 | 14.9 | 8.9 | 6.2 | 4.5 |
| TV | Montebelluna | 6.0 | 9.3 | 13.0 | 16.9 | 20.0 | 22.4 | 22.1 | 18.1 | 14.7 | 8.9 | 6.1 | 4.5 |
| TV | Motta di Livenza | 5.9 | 9.2 | 13.0 | 16.9 | 20.3 | 22.6 | 22.2 | 18.0 | 14.5 | 8.8 | 6.0 | 4.4 |
| TV | Oderzo | 6.0 | 9.2 | 13.1 | 16.9 | 20.2 | 22.6 | 22.2 | 18.0 | 14.5 | 8.8 | 6.1 | 4.4 |
| TV | Paese | 6.0 | 9.4 | 13.2 | 17.0 | 20.3 | 22.7 | 22.4 | 18.3 | 14.8 | 8.9 | 6.2 | 4.5 |
| TV | Pieve di Soligo | 6.0 | 9.2 | 12.9 | 16.8 | 19.9 | 22.2 | 21.9 | 17.8 | 14.5 | 8.9 | 6.1 | 4.4 |
| TV | Ponte di Piave | 6.0 | 9.3 | 13.1 | 17.0 | 20.3 | 22.7 | 22.3 | 18.1 | 14.6 | 8.8 | 6.1 | 4.4 |
| TV | Ponzano Veneto | 6.0 | 9.3 | 13.1 | 16.9 | 20.2 | 22.6 | 22.3 | 18.2 | 14.7 | 8.9 | 6.1 | 4.5 |
| TV | Preganziol | 6.0 | 9.4 | 13.2 | 17.1 | 20.4 | 22.8 | 22.5 | 18.4 | 14.9 | 8.9 | 6.2 | 4.5 |
| TV | Riese Pio X | 6.1 | 9.4 | 13.1 | 16.9 | 20.1 | 22.4 | 22.2 | 18.2 | 14.8 | 9.0 | 6.2 | 4.5 |
| TV | Roncade | 6.0 | 9.4 | 13.2 | 17.0 | 20.4 | 22.8 | 22.5 | 18.3 | 14.8 | 8.9 | 6.1 | 4.4 |
| TV | San Biagio di Callalta | 6.0 | 9.3 | 13.2 | 17.0 | 20.3 | 22.7 | 22.4 | 18.2 | 14.7 | 8.9 | 6.1 | 4.4 |
| TV | Susegana | 6.0 | 9.2 | 13.0 | 16.8 | 20.0 | 22.3 | 22.0 | 17.9 | 14.6 | 8.9 | 6.1 | 4.4 |
| TV | Treviso | 6.0 | 9.4 | 13.2 | 17.0 | 20.3 | 22.7 | 22.4 | 18.3 | 14.8 | 8.9 | 6.1 | 4.5 |
| TV | Valdobbiadene | 6.0 | 9.2 | 12.9 | 16.7 | 19.9 | 22.1 | 21.8 | 17.8 | 14.6 | 8.9 | 6.1 | 4.4 |
| TV | Vedelago | 6.1 | 9.4 | 13.1 | 17.0 | 20.2 | 22.6 | 22.3 | 18.3 | 14.8 | 8.9 | 6.2 | 4.5 |
| TV | Villorba | 6.0 | 9.3 | 13.1 | 17.0 | 20.2 | 22.6 | 22.3 | 18.2 | 14.7 | 8.9 | 6.1 | 4.5 |
| TV | Vittorio Veneto | 5.9 | 9.1 | 12.8 | 16.7 | 19.9 | 22.0 | 21.7 | 17.7 | 14.4 | 8.9 | 6.0 | 4.4 |
| VE | Camponogara | 6.0 | 9.6 | 13.4 | 17.3 | 20.7 | 23.1 | 22.9 | 18.7 | 15.2 | 9.0 | 6.2 | 4.5 |
| VE | Caorle | 5.9 | 9.2 | 13.1 | 17.0 | 20.7 | 23.0 | 22.4 | 18.4 | 14.7 | 8.8 | 6.1 | 4.4 |
| VE | Cavarzere | 6.0 | 9.7 | 13.5 | 17.4 | 21.1 | 23.3 | 23.2 | 18.9 | 15.4 | 9.0 | 6.2 | 4.6 |
| VE | Chioggia | 5.9 | 9.6 | 13.5 | 17.3 | 21.0 | 23.3 | 23.1 | 18.9 | 15.3 | 9.0 | 6.2 | 4.5 |
| VE | Concordia Sagittaria | 5.9 | 9.1 | 13.0 | 16.9 | 20.4 | 22.7 | 22.2 | 18.1 | 14.5 | 8.8 | 6.0 | 4.3 |
| VE | Dolo | 6.0 | 9.6 | 13.3 | 17.2 | 20.6 | 23.0 | 22.8 | 18.7 | 15.1 | 9.0 | 6.2 | 4.5 |
| VE | Eraclea | 5.9 | 9.3 | 13.2 | 17.1 | 20.6 | 23.0 | 22.5 | 18.4 | 14.8 | 8.8 | 6.1 | 4.4 |
| VE | Fossalta di Portogruaro | 5.9 | 9.1 | 12.9 | 16.8 | 20.3 | 22.6 | 22.1 | 18.0 | 14.4 | 8.8 | 6.0 | 4.3 |
| VE | Iesolo | 5.9 | 9.3 | 13.3 | 17.1 | 20.7 | 23.0 | 22.6 | 18.5 | 14.9 | 8.8 | 6.1 | 4.4 |
| VE | Marcon | 6.0 | 9.4 | 13.3 | 17.1 | 20.5 | 22.9 | 22.6 | 18.5 | 14.9 | 8.9 | 6.2 | 4.5 |
| VE | Martellago | 6.0 | 9.5 | 13.3 | 17.1 | 20.5 | 22.9 | 22.6 | 18.5 | 15.0 | 8.9 | 6.2 | 4.5 |

| | | gen | feb | mar | apr | mag | giu | lug | ago | set | ott | nov | dic |
|----|----------------------------|-----|-----|------|------|------|------|------|------|------|-----|-----|-----|
| VE | Meolo | 5.9 | 9.3 | 13.2 | 17.0 | 20.5 | 22.9 | 22.5 | 18.3 | 14.8 | 8.8 | 6.1 | 4.4 |
| VE | Mira | 6.0 | 9.6 | 13.4 | 17.2 | 20.6 | 23.1 | 22.8 | 18.7 | 15.1 | 8.9 | 6.2 | 4.5 |
| VE | Mirano | 6.0 | 9.5 | 13.3 | 17.2 | 20.5 | 23.0 | 22.7 | 18.6 | 15.0 | 8.9 | 6.2 | 4.5 |
| VE | Noale | 6.0 | 9.5 | 13.3 | 17.1 | 20.4 | 22.9 | 22.6 | 18.5 | 15.0 | 8.9 | 6.2 | 4.5 |
| VE | Portogruaro | 5.9 | 9.1 | 13.0 | 16.8 | 20.3 | 22.7 | 22.1 | 18.0 | 14.5 | 8.8 | 6.0 | 4.4 |
| VE | Salzano | 6.0 | 9.5 | 13.3 | 17.1 | 20.5 | 22.9 | 22.7 | 18.6 | 15.0 | 8.9 | 6.2 | 4.5 |
| VE | San Dona' di Piave | 5.9 | 9.3 | 13.2 | 17.0 | 20.5 | 22.9 | 22.5 | 18.3 | 14.7 | 8.8 | 6.1 | 4.4 |
| VE | San Michele al Tagliamento | 5.9 | 9.1 | 12.9 | 16.8 | 20.4 | 22.7 | 22.1 | 18.1 | 14.5 | 8.8 | 6.0 | 4.3 |
| VE | Santa Maria di Sala | 6.0 | 9.6 | 13.3 | 17.1 | 20.5 | 22.9 | 22.7 | 18.6 | 15.0 | 9.0 | 6.2 | 4.5 |
| VE | Santo Stino di Livenza | 5.9 | 9.2 | 13.1 | 16.9 | 20.4 | 22.7 | 22.3 | 18.1 | 14.5 | 8.8 | 6.0 | 4.4 |
| VE | Scorzé | 6.0 | 9.5 | 13.2 | 17.1 | 20.4 | 22.8 | 22.6 | 18.5 | 15.0 | 8.9 | 6.2 | 4.5 |
| VE | Spinea | 6.0 | 9.5 | 13.3 | 17.2 | 20.5 | 23.0 | 22.7 | 18.6 | 15.0 | 8.9 | 6.2 | 4.5 |
| VE | Venezia | 5.9 | 9.5 | 13.4 | 17.2 | 20.7 | 23.1 | 22.8 | 18.6 | 15.1 | 8.9 | 6.2 | 4.5 |
| VI | Arcugnano | 6.2 | 9.7 | 13.2 | 17.1 | 20.4 | 22.7 | 22.6 | 18.5 | 15.0 | 9.0 | 6.3 | 4.6 |
| VI | Arzignano | 6.2 | 9.7 | 13.1 | 17.1 | 20.3 | 22.6 | 22.6 | 18.5 | 15.0 | 9.0 | 6.3 | 4.6 |
| VI | Asiago | 6.1 | 9.4 | 12.8 | 16.7 | 19.8 | 22.0 | 21.9 | 17.8 | 14.6 | 9.0 | 6.1 | 4.5 |
| VI | Bassano del Grappa | 6.1 | 9.4 | 13.0 | 16.9 | 20.0 | 22.3 | 22.1 | 18.1 | 14.7 | 9.0 | 6.2 | 4.5 |
| VI | Breganze | 6.1 | 9.5 | 13.0 | 16.9 | 20.0 | 22.3 | 22.2 | 18.1 | 14.8 | 9.0 | 6.2 | 4.5 |
| VI | Cassola | 6.1 | 9.5 | 13.0 | 16.9 | 20.0 | 22.4 | 22.2 | 18.2 | 14.8 | 9.0 | 6.2 | 4.5 |
| VI | Chiampo | 6.2 | 9.7 | 13.0 | 17.0 | 20.3 | 22.5 | 22.5 | 18.4 | 14.9 | 9.0 | 6.2 | 4.6 |
| VI | Creazzo | 6.2 | 9.7 | 13.1 | 17.1 | 20.3 | 22.6 | 22.5 | 18.5 | 15.0 | 9.0 | 6.3 | 4.6 |
| VI | Dueville | 6.1 | 9.6 | 13.0 | 17.0 | 20.1 | 22.5 | 22.4 | 18.3 | 14.9 | 9.0 | 6.2 | 4.5 |
| VI | Lonigo | 6.2 | 9.8 | 13.2 | 17.2 | 20.6 | 22.9 | 22.8 | 18.7 | 15.1 | 9.0 | 6.3 | 4.6 |
| VI | Malo | 6.2 | 9.6 | 13.0 | 16.9 | 20.1 | 22.4 | 22.3 | 18.2 | 14.8 | 9.0 | 6.2 | 4.5 |
| VI | Marostica | 6.1 | 9.5 | 13.0 | 16.9 | 20.0 | 22.3 | 22.1 | 18.1 | 14.8 | 9.0 | 6.2 | 4.5 |
| VI | Montecchio Maggiore | 6.2 | 9.7 | 13.1 | 17.1 | 20.3 | 22.7 | 22.6 | 18.5 | 15.0 | 9.0 | 6.3 | 4.6 |
| VI | Noventa Vicentina | 6.2 | 9.8 | 13.3 | 17.3 | 20.7 | 23.0 | 23.0 | 18.9 | 15.2 | 9.0 | 6.3 | 4.7 |
| VI | Recoaro Terme | 6.1 | 9.6 | 12.9 | 16.9 | 20.1 | 22.2 | 22.2 | 18.1 | 14.8 | 9.0 | 6.2 | 4.5 |
| VI | Romano d'Ezzelino | 6.1 | 9.4 | 13.0 | 16.8 | 20.0 | 22.3 | 22.1 | 18.1 | 14.7 | 9.0 | 6.2 | 4.5 |
| VI | Rosà | 6.1 | 9.5 | 13.0 | 16.9 | 20.0 | 22.4 | 22.2 | 18.2 | 14.8 | 9.0 | 6.2 | 4.5 |
| VI | Schio | 6.1 | 9.6 | 12.9 | 16.9 | 20.0 | 22.2 | 22.2 | 18.1 | 14.8 | 9.0 | 6.2 | 4.5 |
| VI | Tezze sul Brenta | 6.1 | 9.5 | 13.0 | 16.9 | 20.1 | 22.4 | 22.3 | 18.2 | 14.9 | 9.0 | 6.2 | 4.5 |
| VI | Thiene | 6.1 | 9.6 | 12.9 | 16.9 | 20.0 | 22.3 | 22.2 | 18.1 | 14.8 | 9.0 | 6.2 | 4.5 |
| VI | Torri di Quartesolo | 6.1 | 9.7 | 13.2 | 17.1 | 20.3 | 22.7 | 22.6 | 18.5 | 15.0 | 9.0 | 6.3 | 4.6 |
| VI | Valdagno | 6.2 | 9.6 | 12.9 | 16.9 | 20.1 | 22.4 | 22.3 | 18.2 | 14.8 | 9.0 | 6.2 | 4.5 |
| VI | Vicenza | 6.2 | 9.7 | 13.1 | 17.1 | 20.3 | 22.6 | 22.5 | 18.5 | 15.0 | 9.0 | 6.2 | 4.6 |
| VR | Bovolone | 6.3 | 9.8 | 13.2 | 17.3 | 20.8 | 23.0 | 23.0 | 18.8 | 15.2 | 9.1 | 6.3 | 4.7 |
| VR | Bussolengo | 6.2 | 9.7 | 13.0 | 17.1 | 20.5 | 22.6 | 22.7 | 18.4 | 15.0 | 9.1 | 6.2 | 4.6 |
| VR | Caprino Veronese | 6.1 | 9.6 | 12.8 | 16.9 | 20.3 | 22.3 | 22.4 | 18.2 | 14.8 | 9.1 | 6.2 | 4.5 |
| VR | Castel d'Azzano | 6.2 | 9.8 | 13.1 | 17.2 | 20.7 | 22.8 | 22.9 | 18.7 | 15.1 | 9.1 | 6.3 | 4.7 |
| VR | Cerea | 6.2 | 9.9 | 13.3 | 17.3 | 20.9 | 23.1 | 23.0 | 18.9 | 15.2 | 9.1 | 6.3 | 4.7 |
| VR | Cologna Veneta | 6.2 | 9.8 | 13.3 | 17.2 | 20.7 | 22.9 | 22.9 | 18.8 | 15.2 | 9.1 | 6.3 | 4.7 |
| VR | Colognola ai Colli | 6.2 | 9.8 | 13.1 | 17.1 | 20.5 | 22.7 | 22.7 | 18.6 | 15.0 | 9.1 | 6.3 | 4.6 |
| VR | Gazzo Veronese | 6.3 | 9.9 | 13.3 | 17.3 | 21.0 | 23.1 | 23.1 | 19.0 | 15.2 | 9.2 | 6.3 | 4.8 |
| VR | Grezzana | 6.2 | 9.7 | 13.0 | 17.0 | 20.4 | 22.5 | 22.6 | 18.4 | 14.9 | 9.1 | 6.2 | 4.6 |
| VR | Isola della Scala | 6.3 | 9.8 | 13.2 | 17.3 | 20.8 | 22.9 | 23.0 | 18.8 | 15.1 | 9.1 | 6.3 | 4.7 |
| VR | Legnago | 6.2 | 9.9 | 13.3 | 17.3 | 20.9 | 23.1 | 23.0 | 18.9 | 15.3 | 9.1 | 6.3 | 4.7 |
| VR | Monteforte d'Alpone | 6.2 | 9.8 | 13.1 | 17.1 | 20.5 | 22.8 | 22.7 | 18.6 | 15.1 | 9.0 | 6.3 | 4.6 |
| VR | Negrar | 6.2 | 9.7 | 12.9 | 17.0 | 20.4 | 22.5 | 22.6 | 18.3 | 14.9 | 9.1 | 6.2 | 4.6 |

| | | gen | feb | mar | apr | mag | giu | lug | ago | set | ott | nov | dic |
|----|-------------------------------|-----|-----|------|------|------|------|------|------|------|-----|-----|-----|
| VR | Nogara | 6.3 | 9.9 | 13.3 | 17.3 | 20.9 | 23.1 | 23.1 | 18.9 | 15.2 | 9.2 | 6.3 | 4.7 |
| VR | Peschiera del Garda | 6.2 | 9.7 | 13.0 | 17.1 | 20.6 | 22.6 | 22.8 | 18.5 | 15.0 | 9.1 | 6.2 | 4.6 |
| VR | San Bonifacio | 6.2 | 9.8 | 13.2 | 17.2 | 20.5 | 22.8 | 22.8 | 18.7 | 15.1 | 9.0 | 6.3 | 4.6 |
| VR | San Giovanni Lupatoto | 6.2 | 9.8 | 13.1 | 17.2 | 20.6 | 22.8 | 22.8 | 18.6 | 15.1 | 9.1 | 6.3 | 4.6 |
| VR | San Martino Buon Albergo | 6.2 | 9.8 | 13.1 | 17.1 | 20.5 | 22.7 | 22.7 | 18.6 | 15.0 | 9.1 | 6.3 | 4.6 |
| VR | San Pietro in Cariano | 6.2 | 9.7 | 12.9 | 17.0 | 20.4 | 22.5 | 22.6 | 18.4 | 14.9 | 9.1 | 6.2 | 4.6 |
| VR | Sant'Ambrogio di Valpolicella | 6.2 | 9.7 | 12.9 | 17.0 | 20.4 | 22.5 | 22.6 | 18.3 | 14.9 | 9.1 | 6.2 | 4.6 |
| VR | Sommacampagna | 6.2 | 9.8 | 13.1 | 17.2 | 20.6 | 22.7 | 22.8 | 18.6 | 15.0 | 9.1 | 6.3 | 4.6 |
| VR | Sona | 6.2 | 9.8 | 13.0 | 17.1 | 20.6 | 22.7 | 22.8 | 18.5 | 15.0 | 9.1 | 6.2 | 4.6 |
| VR | Verona | 6.2 | 9.8 | 13.0 | 17.1 | 20.5 | 22.6 | 22.7 | 18.5 | 15.0 | 9.1 | 6.3 | 4.6 |
| VR | Vigasio | 6.3 | 9.8 | 13.2 | 17.2 | 20.7 | 22.9 | 22.9 | 18.7 | 15.1 | 9.1 | 6.3 | 4.7 |
| VR | Villafranca di Verona | 6.2 | 9.8 | 13.1 | 17.2 | 20.7 | 22.8 | 22.9 | 18.7 | 15.1 | 9.1 | 6.3 | 4.7 |
| VR | Zevio | 6.2 | 9.8 | 13.1 | 17.2 | 20.6 | 22.8 | 22.8 | 18.7 | 15.1 | 9.1 | 6.3 | 4.6 |

FRIULI - VENEZIA GIULIA

| | | | | | | | | | | | | | |
|----|-------------------------|-----|-----|------|------|------|------|------|------|------|-----|-----|-----|
| GO | Cormons | 5.8 | 8.8 | 12.5 | 16.3 | 20.1 | 22.2 | 21.7 | 17.8 | 14.3 | 9.0 | 5.9 | 4.3 |
| GO | Gorizia | 5.8 | 8.7 | 12.4 | 16.1 | 20.1 | 22.2 | 21.6 | 17.9 | 14.3 | 9.1 | 5.9 | 4.3 |
| GO | Gradisca d'Isonzo | 5.9 | 8.8 | 12.5 | 16.3 | 20.2 | 22.3 | 21.8 | 17.9 | 14.3 | 9.1 | 5.9 | 4.3 |
| GO | Grado | 5.9 | 9.0 | 12.7 | 16.5 | 20.6 | 22.7 | 22.1 | 18.3 | 14.6 | 9.1 | 6.0 | 4.3 |
| GO | Monfalcone | 5.9 | 8.8 | 12.5 | 16.3 | 20.3 | 22.4 | 21.9 | 18.0 | 14.4 | 9.1 | 5.9 | 4.3 |
| PN | Aviano | 5.9 | 8.9 | 12.7 | 16.6 | 19.8 | 21.9 | 21.5 | 17.5 | 14.2 | 8.8 | 5.9 | 4.4 |
| PN | Azzano Decimo | 5.9 | 9.1 | 12.9 | 16.8 | 20.1 | 22.4 | 22.0 | 17.8 | 14.3 | 8.8 | 6.0 | 4.4 |
| PN | Caneva | 5.9 | 9.1 | 12.8 | 16.7 | 19.9 | 22.1 | 21.7 | 17.7 | 14.3 | 8.9 | 6.0 | 4.4 |
| PN | Cordenons | 5.9 | 9.0 | 12.8 | 16.7 | 20.0 | 22.2 | 21.7 | 17.7 | 14.2 | 8.8 | 6.0 | 4.4 |
| PN | Fontanafredda | 5.9 | 9.0 | 12.8 | 16.7 | 19.9 | 22.1 | 21.7 | 17.6 | 14.3 | 8.8 | 6.0 | 4.4 |
| PN | Maniago | 5.8 | 8.8 | 12.5 | 16.5 | 19.7 | 21.7 | 21.3 | 17.3 | 14.0 | 8.9 | 5.9 | 4.3 |
| PN | Pasiano di Pordenone | 5.9 | 9.1 | 13.0 | 16.8 | 20.2 | 22.5 | 22.0 | 17.9 | 14.4 | 8.8 | 6.0 | 4.4 |
| PN | Porcia | 5.9 | 9.0 | 12.8 | 16.7 | 20.0 | 22.2 | 21.8 | 17.7 | 14.3 | 8.8 | 6.0 | 4.4 |
| PN | Pordenone | 5.9 | 9.0 | 12.8 | 16.7 | 20.0 | 22.2 | 21.8 | 17.7 | 14.3 | 8.8 | 6.0 | 4.4 |
| PN | Sacile | 5.9 | 9.1 | 12.9 | 16.7 | 20.0 | 22.2 | 21.8 | 17.7 | 14.3 | 8.8 | 6.0 | 4.4 |
| PN | San Vito al Tagliamento | 5.9 | 9.0 | 12.8 | 16.7 | 20.1 | 22.4 | 21.9 | 17.8 | 14.3 | 8.8 | 6.0 | 4.3 |
| PN | Sesto al Reghena | 5.9 | 9.1 | 12.9 | 16.8 | 20.2 | 22.5 | 22.0 | 17.9 | 14.4 | 8.8 | 6.0 | 4.4 |
| PN | Spilimbergo | 5.9 | 8.8 | 12.6 | 16.5 | 19.9 | 21.9 | 21.4 | 17.4 | 14.1 | 8.8 | 5.9 | 4.3 |
| TS | Duino-Aurisina | 5.8 | 8.8 | 12.5 | 16.2 | 20.4 | 22.5 | 21.9 | 18.1 | 14.5 | 9.2 | 5.9 | 4.3 |
| TS | Muggia | 5.8 | 8.8 | 12.5 | 16.2 | 20.6 | 22.6 | 22.0 | 18.3 | 14.5 | 9.3 | 5.9 | 4.3 |
| TS | San Dorligo della Valle | 5.8 | 8.7 | 12.4 | 16.1 | 20.5 | 22.6 | 22.0 | 18.3 | 14.5 | 9.3 | 5.9 | 4.3 |
| TS | Trieste | 5.8 | 8.8 | 12.5 | 16.1 | 20.5 | 22.6 | 22.0 | 18.2 | 14.5 | 9.2 | 5.9 | 4.3 |
| UD | Buia | 5.8 | 8.7 | 12.4 | 16.3 | 19.8 | 21.7 | 21.2 | 17.4 | 14.0 | 8.9 | 5.8 | 4.3 |
| UD | Campoformido | 5.9 | 8.9 | 12.6 | 16.4 | 20.0 | 22.2 | 21.6 | 17.7 | 14.2 | 8.9 | 5.9 | 4.3 |
| UD | Cervignano del Friuli | 5.9 | 8.9 | 12.7 | 16.5 | 20.3 | 22.5 | 21.9 | 18.0 | 14.4 | 9.0 | 6.0 | 4.3 |
| UD | Cividale del Friuli | 5.8 | 8.7 | 12.4 | 16.2 | 19.9 | 22.0 | 21.5 | 17.6 | 14.1 | 9.0 | 5.8 | 4.3 |
| UD | Codroipo | 5.9 | 8.9 | 12.7 | 16.6 | 20.1 | 22.3 | 21.8 | 17.7 | 14.2 | 8.8 | 6.0 | 4.3 |
| UD | Fagagna | 5.9 | 8.8 | 12.5 | 16.4 | 19.9 | 21.9 | 21.4 | 17.5 | 14.1 | 8.9 | 5.9 | 4.3 |
| UD | Gemona del Friuli | 5.8 | 8.6 | 12.3 | 16.3 | 19.7 | 21.6 | 21.1 | 17.3 | 14.0 | 8.9 | 5.8 | 4.3 |
| UD | Latisana | 5.9 | 9.1 | 12.9 | 16.8 | 20.4 | 22.7 | 22.1 | 18.1 | 14.4 | 8.8 | 6.0 | 4.3 |
| UD | Lignano Sabbiadoro | 5.9 | 9.0 | 12.9 | 16.7 | 20.5 | 22.8 | 22.2 | 18.2 | 14.6 | 8.9 | 6.0 | 4.3 |

| | | gen | feb | mar | apr | mag | giu | lug | ago | set | ott | nov | dic |
|----|------------------------|-----|-----|------|------|------|------|------|------|------|-----|-----|-----|
| UD | Manzano | 5.9 | 8.8 | 12.5 | 16.3 | 20.1 | 22.2 | 21.6 | 17.8 | 14.2 | 9.0 | 5.9 | 4.3 |
| UD | Palmanova | 5.9 | 8.9 | 12.6 | 16.4 | 20.2 | 22.4 | 21.8 | 17.9 | 14.3 | 9.0 | 6.0 | 4.3 |
| UD | Povoletto | 5.8 | 8.8 | 12.5 | 16.3 | 19.9 | 21.9 | 21.4 | 17.6 | 14.1 | 8.9 | 5.9 | 4.3 |
| UD | Pozzuolo del Friuli | 5.9 | 8.9 | 12.6 | 16.5 | 20.1 | 22.2 | 21.7 | 17.7 | 14.2 | 8.9 | 5.9 | 4.3 |
| UD | San Daniele del Friuli | 5.8 | 8.8 | 12.5 | 16.4 | 19.8 | 21.8 | 21.3 | 17.4 | 14.0 | 8.9 | 5.9 | 4.3 |
| UD | San Giorgio di Nogaro | 5.9 | 9.0 | 12.7 | 16.6 | 20.3 | 22.5 | 22.0 | 18.0 | 14.4 | 8.9 | 6.0 | 4.3 |
| UD | Tarcento | 5.8 | 8.7 | 12.4 | 16.3 | 19.8 | 21.7 | 21.3 | 17.4 | 14.0 | 8.9 | 5.8 | 4.3 |
| UD | Tarvisio | 5.6 | 8.4 | 12.2 | 16.0 | 19.6 | 21.3 | 20.8 | 17.1 | 13.9 | 9.0 | 5.5 | 4.3 |
| UD | Tavagnacco | 5.9 | 8.8 | 12.5 | 16.4 | 19.9 | 22.0 | 21.5 | 17.6 | 14.1 | 8.9 | 5.9 | 4.3 |
| UD | Tolmezzo | 5.6 | 8.5 | 12.2 | 16.2 | 19.6 | 21.4 | 20.9 | 17.1 | 13.9 | 8.9 | 5.7 | 4.3 |
| UD | Udine | 5.9 | 8.8 | 12.5 | 16.4 | 20.0 | 22.0 | 21.5 | 17.6 | 14.1 | 8.9 | 5.9 | 4.3 |

LIGURIA

| | | | | | | | | | | | | | |
|----|-------------------------|-----|------|------|------|------|------|------|------|------|-----|-----|-----|
| GE | Arenzano | 6.5 | 10.1 | 13.7 | 17.4 | 21.0 | 23.5 | 23.9 | 18.8 | 14.7 | 9.0 | 6.6 | 5.2 |
| GE | Campomorone | 6.4 | 10.0 | 13.6 | 17.3 | 21.0 | 23.4 | 23.7 | 18.7 | 14.7 | 9.0 | 6.6 | 5.2 |
| GE | Chiavari | 6.4 | 9.9 | 13.6 | 17.2 | 20.9 | 23.5 | 23.5 | 18.7 | 14.8 | 9.3 | 6.7 | 5.1 |
| GE | Genova | 6.4 | 10.0 | 13.7 | 17.3 | 21.0 | 23.5 | 23.7 | 18.8 | 14.7 | 9.1 | 6.6 | 5.2 |
| GE | Lavagna | 6.4 | 9.9 | 13.6 | 17.2 | 20.9 | 23.5 | 23.5 | 18.7 | 14.8 | 9.4 | 6.7 | 5.1 |
| GE | Rapallo | 6.4 | 9.9 | 13.6 | 17.2 | 20.9 | 23.5 | 23.5 | 18.7 | 14.7 | 9.3 | 6.7 | 5.1 |
| GE | Recco | 6.4 | 9.9 | 13.6 | 17.2 | 20.9 | 23.5 | 23.6 | 18.7 | 14.7 | 9.2 | 6.7 | 5.1 |
| GE | Santa Margherita Ligure | 6.4 | 9.9 | 13.6 | 17.2 | 20.9 | 23.5 | 23.6 | 18.7 | 14.7 | 9.3 | 6.7 | 5.1 |
| GE | Sestri Levante | 6.4 | 9.8 | 13.6 | 17.2 | 20.9 | 23.5 | 23.5 | 18.7 | 14.8 | 9.4 | 6.7 | 5.1 |
| IM | Bordighera | 6.8 | 10.5 | 14.3 | 17.4 | 21.1 | 23.4 | 23.6 | 19.4 | 15.2 | 9.4 | 7.1 | 5.6 |
| IM | Diano Marina | 6.8 | 10.5 | 14.1 | 17.4 | 21.1 | 23.5 | 23.8 | 19.3 | 15.0 | 9.3 | 6.9 | 5.4 |
| IM | Imperia | 6.8 | 10.5 | 14.2 | 17.4 | 21.1 | 23.5 | 23.7 | 19.3 | 15.1 | 9.3 | 6.9 | 5.5 |
| IM | San Remo | 6.8 | 10.5 | 14.2 | 17.4 | 21.1 | 23.4 | 23.6 | 19.4 | 15.2 | 9.4 | 7.0 | 5.6 |
| IM | Taggia | 6.8 | 10.5 | 14.2 | 17.4 | 21.0 | 23.4 | 23.6 | 19.3 | 15.1 | 9.3 | 7.0 | 5.5 |
| IM | Ventimiglia | 6.8 | 10.5 | 14.3 | 17.4 | 21.1 | 23.4 | 23.5 | 19.4 | 15.2 | 9.4 | 7.1 | 5.6 |
| SP | Follo | 6.4 | 9.8 | 13.5 | 17.1 | 20.9 | 23.5 | 23.3 | 18.7 | 15.0 | 9.6 | 6.7 | 5.0 |
| SP | La Spezia | 6.4 | 9.8 | 13.5 | 17.1 | 21.0 | 23.6 | 23.3 | 18.8 | 15.1 | 9.6 | 6.7 | 5.0 |
| SP | Lerici | 6.4 | 9.7 | 13.5 | 17.1 | 21.0 | 23.6 | 23.3 | 18.8 | 15.1 | 9.6 | 6.7 | 5.0 |
| SP | Levanto | 6.4 | 9.8 | 13.6 | 17.2 | 21.0 | 23.6 | 23.4 | 18.8 | 15.0 | 9.5 | 6.7 | 5.0 |
| SP | Sarzana | 6.4 | 9.7 | 13.5 | 17.0 | 20.9 | 23.5 | 23.2 | 18.8 | 15.1 | 9.6 | 6.7 | 5.0 |
| SV | Alassio | 6.7 | 10.4 | 14.0 | 17.4 | 21.1 | 23.5 | 23.8 | 19.2 | 14.9 | 9.2 | 6.8 | 5.4 |
| SV | Albenga | 6.7 | 10.4 | 14.0 | 17.4 | 21.0 | 23.5 | 23.8 | 19.1 | 14.9 | 9.1 | 6.8 | 5.4 |
| SV | Albisola Superiore | 6.5 | 10.2 | 13.7 | 17.4 | 21.0 | 23.5 | 23.9 | 18.9 | 14.7 | 8.9 | 6.6 | 5.2 |
| SV | Borghetto Santo Spirito | 6.6 | 10.4 | 13.9 | 17.4 | 21.0 | 23.5 | 23.8 | 19.0 | 14.8 | 9.1 | 6.7 | 5.3 |
| SV | Cairo Montenotte | 6.5 | 10.4 | 13.6 | 17.4 | 20.9 | 23.4 | 23.8 | 18.7 | 14.7 | 8.9 | 6.5 | 5.3 |
| SV | Carcare | 6.5 | 10.4 | 13.7 | 17.4 | 20.9 | 23.4 | 23.8 | 18.7 | 14.7 | 8.9 | 6.5 | 5.3 |
| SV | Finale Ligure | 6.6 | 10.3 | 13.9 | 17.4 | 21.0 | 23.5 | 23.9 | 19.0 | 14.8 | 9.0 | 6.7 | 5.3 |
| SV | Loano | 6.6 | 10.4 | 13.9 | 17.4 | 21.0 | 23.5 | 23.8 | 19.0 | 14.8 | 9.1 | 6.7 | 5.3 |
| SV | Savona | 6.5 | 10.2 | 13.8 | 17.4 | 21.0 | 23.5 | 23.9 | 18.9 | 14.7 | 9.0 | 6.6 | 5.2 |
| SV | Vado Ligure | 6.5 | 10.3 | 13.8 | 17.4 | 21.0 | 23.5 | 23.9 | 18.9 | 14.7 | 9.0 | 6.6 | 5.3 |
| SV | Varazze | 6.5 | 10.2 | 13.7 | 17.4 | 21.0 | 23.5 | 23.9 | 18.8 | 14.7 | 8.9 | 6.6 | 5.2 |

gen feb mar apr mag giu lug ago set ott nov dic

EMILIA - ROMAGNA

| | | | | | | | | | | | | | |
|----|--------------------------------|-----|-----|------|------|------|------|------|------|------|-----|-----|-----|
| BO | Anzola dell'Emilia | 6.5 | 9.8 | 13.5 | 17.2 | 21.3 | 23.3 | 23.3 | 18.9 | 15.6 | 9.5 | 6.3 | 5.1 |
| BO | Argelato | 6.4 | 9.9 | 13.5 | 17.3 | 21.3 | 23.3 | 23.3 | 19.0 | 15.6 | 9.4 | 6.3 | 5.1 |
| BO | Bologna | 6.5 | 9.8 | 13.5 | 17.2 | 21.3 | 23.3 | 23.3 | 18.9 | 15.7 | 9.4 | 6.4 | 5.2 |
| BO | Budrio | 6.4 | 9.8 | 13.6 | 17.3 | 21.4 | 23.4 | 23.3 | 19.0 | 15.7 | 9.4 | 6.3 | 5.1 |
| BO | Calderara di Reno | 6.5 | 9.8 | 13.5 | 17.2 | 21.3 | 23.3 | 23.3 | 19.0 | 15.6 | 9.4 | 6.3 | 5.1 |
| BO | Casalecchio di Reno | 6.5 | 9.8 | 13.5 | 17.2 | 21.3 | 23.3 | 23.3 | 18.9 | 15.7 | 9.5 | 6.4 | 5.2 |
| BO | Castel Maggiore | 6.4 | 9.8 | 13.5 | 17.3 | 21.3 | 23.3 | 23.3 | 19.0 | 15.7 | 9.4 | 6.3 | 5.1 |
| BO | Castel San Pietro Terme | 6.5 | 9.8 | 13.5 | 17.2 | 21.4 | 23.4 | 23.3 | 18.9 | 15.8 | 9.4 | 6.4 | 5.1 |
| BO | Castenaso | 6.4 | 9.8 | 13.5 | 17.2 | 21.4 | 23.4 | 23.3 | 18.9 | 15.7 | 9.4 | 6.3 | 5.1 |
| BO | Castiglione dei Pepoli | 6.6 | 9.8 | 13.3 | 16.9 | 21.1 | 23.4 | 23.1 | 18.8 | 15.6 | 9.7 | 6.6 | 5.2 |
| BO | Crevalcore | 6.4 | 9.9 | 13.5 | 17.3 | 21.3 | 23.3 | 23.3 | 19.0 | 15.5 | 9.4 | 6.3 | 5.1 |
| BO | Granarolo dell'Emilia | 6.4 | 9.8 | 13.5 | 17.3 | 21.4 | 23.4 | 23.3 | 19.0 | 15.7 | 9.4 | 6.3 | 5.1 |
| BO | Imola | 6.5 | 9.8 | 13.6 | 17.2 | 21.4 | 23.4 | 23.2 | 18.9 | 15.8 | 9.4 | 6.4 | 5.1 |
| BO | Malalbergo | 6.3 | 9.9 | 13.6 | 17.4 | 21.4 | 23.4 | 23.3 | 19.0 | 15.7 | 9.3 | 6.3 | 5.0 |
| BO | Medicina | 6.4 | 9.8 | 13.6 | 17.2 | 21.4 | 23.4 | 23.3 | 18.9 | 15.8 | 9.4 | 6.3 | 5.1 |
| BO | Molinella | 6.3 | 9.8 | 13.6 | 17.4 | 21.4 | 23.4 | 23.3 | 19.0 | 15.7 | 9.3 | 6.3 | 5.0 |
| BO | Pianoro | 6.5 | 9.8 | 13.4 | 17.1 | 21.3 | 23.3 | 23.2 | 18.9 | 15.7 | 9.5 | 6.4 | 5.2 |
| BO | San Giovanni in Persiceto | 6.5 | 9.9 | 13.5 | 17.3 | 21.3 | 23.3 | 23.3 | 19.0 | 15.6 | 9.4 | 6.3 | 5.1 |
| BO | San Lazzaro di Savena | 6.5 | 9.8 | 13.5 | 17.2 | 21.3 | 23.4 | 23.3 | 18.9 | 15.7 | 9.4 | 6.4 | 5.2 |
| BO | San Pietro in Casale | 6.4 | 9.9 | 13.5 | 17.4 | 21.4 | 23.3 | 23.3 | 19.0 | 15.6 | 9.3 | 6.3 | 5.1 |
| BO | Sasso Marconi | 6.5 | 9.8 | 13.4 | 17.1 | 21.3 | 23.3 | 23.2 | 18.9 | 15.7 | 9.5 | 6.4 | 5.2 |
| BO | Vergato | 6.6 | 9.8 | 13.4 | 17.0 | 21.2 | 23.3 | 23.2 | 18.8 | 15.6 | 9.6 | 6.5 | 5.2 |
| BO | Zola Predosa | 6.5 | 9.8 | 13.4 | 17.2 | 21.3 | 23.3 | 23.3 | 18.9 | 15.6 | 9.5 | 6.4 | 5.2 |
| FE | Argenta | 6.3 | 9.8 | 13.7 | 17.3 | 21.4 | 23.4 | 23.3 | 19.0 | 15.8 | 9.2 | 6.3 | 4.9 |
| FE | Berra | 6.1 | 9.8 | 13.6 | 17.4 | 21.2 | 23.3 | 23.3 | 19.0 | 15.6 | 9.0 | 6.2 | 4.7 |
| FE | Bondeno | 6.3 | 9.9 | 13.5 | 17.4 | 21.3 | 23.3 | 23.3 | 19.1 | 15.5 | 9.2 | 6.3 | 4.9 |
| FE | Cento | 6.4 | 9.9 | 13.5 | 17.4 | 21.3 | 23.3 | 23.3 | 19.0 | 15.6 | 9.3 | 6.3 | 5.1 |
| FE | Codigoro | 6.1 | 9.8 | 13.7 | 17.4 | 21.4 | 23.4 | 23.3 | 19.0 | 15.7 | 9.1 | 6.2 | 4.7 |
| FE | Comacchio | 6.2 | 9.8 | 13.8 | 17.3 | 21.5 | 23.4 | 23.3 | 19.0 | 15.8 | 9.1 | 6.2 | 4.7 |
| FE | Copparo | 6.1 | 9.8 | 13.6 | 17.5 | 21.3 | 23.4 | 23.3 | 19.0 | 15.6 | 9.1 | 6.3 | 4.8 |
| FE | Ferrara | 6.2 | 9.9 | 13.6 | 17.4 | 21.3 | 23.3 | 23.3 | 19.0 | 15.6 | 9.2 | 6.3 | 4.9 |
| FE | Mesola | 6.0 | 9.8 | 13.7 | 17.4 | 21.3 | 23.4 | 23.3 | 19.0 | 15.6 | 9.0 | 6.2 | 4.6 |
| FE | Ostellato | 6.2 | 9.8 | 13.7 | 17.4 | 21.4 | 23.4 | 23.3 | 19.0 | 15.7 | 9.1 | 6.3 | 4.8 |
| FE | Poggio Renatico | 6.3 | 9.9 | 13.5 | 17.4 | 21.3 | 23.3 | 23.3 | 19.0 | 15.6 | 9.2 | 6.3 | 5.0 |
| FE | Portomaggiore | 6.2 | 9.8 | 13.7 | 17.4 | 21.4 | 23.4 | 23.3 | 19.0 | 15.7 | 9.2 | 6.3 | 4.9 |
| FE | Sant'Agostino | 6.3 | 9.9 | 13.5 | 17.4 | 21.3 | 23.3 | 23.3 | 19.1 | 15.6 | 9.3 | 6.3 | 5.0 |
| FO | Bagno di Romagna | 6.7 | 9.6 | 13.3 | 16.9 | 21.4 | 23.4 | 23.0 | 19.0 | 15.8 | 9.7 | 6.7 | 5.1 |
| FO | Castrocaro Terme e Terra del S | 6.5 | 9.7 | 13.6 | 17.1 | 21.4 | 23.4 | 23.1 | 18.9 | 15.9 | 9.5 | 6.4 | 5.1 |
| FO | Cesena | 6.5 | 9.7 | 13.6 | 17.1 | 21.5 | 23.4 | 23.2 | 19.1 | 15.9 | 9.4 | 6.4 | 5.0 |
| FO | Cesenatico | 6.4 | 9.8 | 13.8 | 17.1 | 21.6 | 23.4 | 23.2 | 19.1 | 16.0 | 9.3 | 6.3 | 4.9 |
| FO | Forlì | 6.5 | 9.7 | 13.6 | 17.1 | 21.5 | 23.4 | 23.2 | 19.0 | 15.9 | 9.4 | 6.4 | 5.0 |
| FO | Forlimpopoli | 6.5 | 9.7 | 13.6 | 17.1 | 21.5 | 23.4 | 23.2 | 19.0 | 15.9 | 9.4 | 6.4 | 5.0 |
| FO | Gambettola | 6.5 | 9.7 | 13.7 | 17.1 | 21.5 | 23.4 | 23.2 | 19.1 | 15.9 | 9.4 | 6.4 | 5.0 |
| FO | Meldola | 6.5 | 9.7 | 13.6 | 17.1 | 21.5 | 23.4 | 23.1 | 19.0 | 15.9 | 9.5 | 6.4 | 5.0 |
| FO | Mercato Saraceno | 6.6 | 9.6 | 13.5 | 17.0 | 21.5 | 23.4 | 23.1 | 19.1 | 15.9 | 9.6 | 6.5 | 5.1 |
| FO | Predappio | 6.6 | 9.7 | 13.5 | 17.0 | 21.4 | 23.4 | 23.1 | 18.9 | 15.9 | 9.5 | 6.5 | 5.1 |
| FO | Savignano sul Rubicone | 6.5 | 9.7 | 13.7 | 17.1 | 21.6 | 23.4 | 23.2 | 19.1 | 16.0 | 9.4 | 6.4 | 4.9 |

| | | gen | feb | mar | apr | mag | giu | lug | ago | set | ott | nov | dic |
|----|-----------------------|-----|-----|------|------|------|------|------|------|------|-----|-----|-----|
| MO | Bomporto | 6.4 | 9.9 | 13.4 | 17.3 | 21.3 | 23.3 | 23.3 | 19.0 | 15.5 | 9.4 | 6.3 | 5.1 |
| MO | Carpi | 6.5 | 9.9 | 13.4 | 17.3 | 21.3 | 23.3 | 23.3 | 19.0 | 15.4 | 9.4 | 6.3 | 5.0 |
| MO | Castelfranco Emilia | 6.5 | 9.9 | 13.4 | 17.2 | 21.3 | 23.3 | 23.3 | 18.9 | 15.5 | 9.5 | 6.3 | 5.1 |
| MO | Castelnuovo Rangone | 6.5 | 9.9 | 13.4 | 17.1 | 21.2 | 23.3 | 23.3 | 18.9 | 15.5 | 9.5 | 6.4 | 5.1 |
| MO | Castelvetro di Modena | 6.6 | 9.8 | 13.4 | 17.1 | 21.2 | 23.3 | 23.3 | 18.9 | 15.5 | 9.6 | 6.4 | 5.1 |
| MO | Cavezzo | 6.4 | 9.9 | 13.4 | 17.3 | 21.3 | 23.3 | 23.3 | 19.0 | 15.4 | 9.4 | 6.3 | 5.0 |
| MO | Finale Emilia | 6.3 | 9.9 | 13.5 | 17.4 | 21.3 | 23.3 | 23.3 | 19.1 | 15.5 | 9.3 | 6.3 | 5.0 |
| MO | Fiorano Modenese | 6.6 | 9.9 | 13.4 | 17.1 | 21.2 | 23.3 | 23.3 | 18.9 | 15.4 | 9.6 | 6.4 | 5.1 |
| MO | Formigine | 6.5 | 9.9 | 13.4 | 17.1 | 21.2 | 23.3 | 23.3 | 18.9 | 15.4 | 9.6 | 6.3 | 5.1 |
| MO | Maranello | 6.6 | 9.9 | 13.4 | 17.1 | 21.2 | 23.3 | 23.3 | 18.9 | 15.5 | 9.6 | 6.4 | 5.1 |
| MO | Mirandola | 6.4 | 9.9 | 13.4 | 17.4 | 21.2 | 23.3 | 23.3 | 19.1 | 15.4 | 9.3 | 6.3 | 5.0 |
| MO | Modena | 6.5 | 9.9 | 13.4 | 17.2 | 21.3 | 23.3 | 23.3 | 18.9 | 15.5 | 9.5 | 6.3 | 5.1 |
| MO | Nonantola | 6.5 | 9.9 | 13.4 | 17.3 | 21.3 | 23.3 | 23.3 | 19.0 | 15.5 | 9.4 | 6.3 | 5.1 |
| MO | Novi di Modena | 6.4 | 9.9 | 13.4 | 17.3 | 21.2 | 23.3 | 23.3 | 19.0 | 15.4 | 9.4 | 6.3 | 4.9 |
| MO | Pavullo nel Frignano | 6.6 | 9.8 | 13.3 | 16.9 | 21.1 | 23.3 | 23.2 | 18.8 | 15.5 | 9.6 | 6.5 | 5.1 |
| MO | San Felice sul Panaro | 6.4 | 9.9 | 13.5 | 17.4 | 21.3 | 23.3 | 23.3 | 19.1 | 15.5 | 9.3 | 6.3 | 5.0 |
| MO | Sassuolo | 6.6 | 9.9 | 13.4 | 17.1 | 21.2 | 23.3 | 23.3 | 18.9 | 15.4 | 9.6 | 6.4 | 5.1 |
| MO | Soliera | 6.5 | 9.9 | 13.4 | 17.3 | 21.3 | 23.3 | 23.3 | 19.0 | 15.4 | 9.5 | 6.3 | 5.0 |
| MO | Spilamberto | 6.5 | 9.9 | 13.4 | 17.2 | 21.2 | 23.3 | 23.3 | 18.9 | 15.5 | 9.5 | 6.4 | 5.1 |
| MO | Vignola | 6.6 | 9.8 | 13.4 | 17.1 | 21.2 | 23.3 | 23.3 | 18.9 | 15.5 | 9.6 | 6.4 | 5.1 |
| PC | Borgonovo Val Tidone | 6.3 | 9.9 | 13.3 | 17.4 | 21.0 | 23.2 | 23.5 | 18.6 | 15.0 | 9.2 | 6.3 | 4.9 |
| PC | Cadeo | 6.3 | 9.9 | 13.3 | 17.3 | 21.1 | 23.2 | 23.4 | 18.7 | 15.1 | 9.4 | 6.3 | 4.8 |
| PC | Carpaneto Piacentino | 6.3 | 9.9 | 13.3 | 17.3 | 21.1 | 23.2 | 23.4 | 18.7 | 15.1 | 9.4 | 6.3 | 4.9 |
| PC | Castel San Giovanni | 6.3 | 9.9 | 13.3 | 17.4 | 21.0 | 23.1 | 23.5 | 18.7 | 15.0 | 9.2 | 6.3 | 4.9 |
| PC | Fiorenzuola d'Arda | 6.3 | 9.9 | 13.3 | 17.3 | 21.1 | 23.2 | 23.4 | 18.7 | 15.1 | 9.4 | 6.3 | 4.8 |
| PC | Monticelli d'Ongina | 6.3 | 9.9 | 13.3 | 17.3 | 21.1 | 23.1 | 23.4 | 18.7 | 15.1 | 9.3 | 6.3 | 4.8 |
| PC | Piacenza | 6.3 | 9.9 | 13.3 | 17.4 | 21.0 | 23.1 | 23.4 | 18.7 | 15.1 | 9.3 | 6.3 | 4.8 |
| PC | Podenzano | 6.3 | 9.9 | 13.3 | 17.3 | 21.0 | 23.2 | 23.4 | 18.7 | 15.0 | 9.4 | 6.3 | 4.9 |
| PC | Pontenure | 6.3 | 9.9 | 13.3 | 17.3 | 21.1 | 23.2 | 23.4 | 18.7 | 15.1 | 9.4 | 6.3 | 4.8 |
| PC | Rottofreno | 6.3 | 9.9 | 13.3 | 17.4 | 21.0 | 23.1 | 23.4 | 18.7 | 15.0 | 9.3 | 6.3 | 4.9 |
| PR | Borgo Val di Taro | 6.4 | 9.8 | 13.3 | 17.0 | 20.9 | 23.3 | 23.3 | 18.5 | 14.9 | 9.6 | 6.5 | 5.0 |
| PR | Busseto | 6.3 | 9.9 | 13.3 | 17.3 | 21.1 | 23.2 | 23.4 | 18.8 | 15.1 | 9.4 | 6.3 | 4.8 |
| PR | Collecchio | 6.4 | 9.9 | 13.4 | 17.2 | 21.1 | 23.2 | 23.4 | 18.8 | 15.2 | 9.6 | 6.3 | 4.9 |
| PR | Colorno | 6.4 | 9.9 | 13.4 | 17.3 | 21.2 | 23.2 | 23.4 | 18.9 | 15.2 | 9.5 | 6.3 | 4.9 |
| PR | Felino | 6.4 | 9.9 | 13.4 | 17.1 | 21.1 | 23.2 | 23.4 | 18.8 | 15.2 | 9.6 | 6.3 | 4.9 |
| PR | Fidenza | 6.4 | 9.9 | 13.4 | 17.2 | 21.1 | 23.2 | 23.4 | 18.8 | 15.1 | 9.5 | 6.3 | 4.9 |
| PR | Fontanellato | 6.4 | 9.9 | 13.4 | 17.3 | 21.1 | 23.2 | 23.4 | 18.8 | 15.2 | 9.5 | 6.3 | 4.9 |
| PR | Fornovo di Taro | 6.4 | 9.9 | 13.3 | 17.1 | 21.1 | 23.2 | 23.4 | 18.7 | 15.1 | 9.6 | 6.4 | 4.9 |
| PR | Langhirano | 6.5 | 9.8 | 13.3 | 17.1 | 21.1 | 23.2 | 23.3 | 18.7 | 15.2 | 9.6 | 6.4 | 5.0 |
| PR | Noceto | 6.4 | 9.9 | 13.4 | 17.2 | 21.1 | 23.2 | 23.4 | 18.8 | 15.2 | 9.5 | 6.3 | 4.9 |
| PR | Parma | 6.4 | 9.9 | 13.4 | 17.2 | 21.2 | 23.2 | 23.4 | 18.9 | 15.2 | 9.5 | 6.3 | 4.9 |
| PR | Salsomaggiore Terme | 6.4 | 9.9 | 13.3 | 17.2 | 21.1 | 23.2 | 23.4 | 18.7 | 15.1 | 9.5 | 6.3 | 4.9 |
| PR | Sorbolo | 6.4 | 9.9 | 13.4 | 17.3 | 21.2 | 23.2 | 23.4 | 18.9 | 15.2 | 9.5 | 6.3 | 4.9 |
| RA | Alfonsine | 6.3 | 9.8 | 13.8 | 17.3 | 21.5 | 23.4 | 23.3 | 19.0 | 15.9 | 9.2 | 6.3 | 4.9 |
| RA | Bagnacavallo | 6.4 | 9.8 | 13.7 | 17.2 | 21.5 | 23.4 | 23.3 | 19.0 | 15.9 | 9.3 | 6.3 | 5.0 |
| RA | Brisighella | 6.5 | 9.7 | 13.5 | 17.1 | 21.4 | 23.4 | 23.2 | 18.9 | 15.8 | 9.5 | 6.4 | 5.1 |
| RA | Castel Bolognese | 6.5 | 9.8 | 13.6 | 17.1 | 21.4 | 23.4 | 23.2 | 18.9 | 15.9 | 9.4 | 6.4 | 5.1 |

| | | gen | feb | mar | apr | mag | giu | lug | ago | set | ott | nov | dic |
|----|--------------------------|-----|-----|------|------|------|------|------|------|------|-----|-----|-----|
| RA | Cervia | 6.4 | 9.8 | 13.8 | 17.1 | 21.6 | 23.4 | 23.3 | 19.1 | 16.0 | 9.3 | 6.3 | 4.9 |
| RA | Conselice | 6.3 | 9.8 | 13.7 | 17.3 | 21.5 | 23.4 | 23.3 | 19.0 | 15.8 | 9.3 | 6.3 | 5.0 |
| RA | Faenza | 6.5 | 9.7 | 13.6 | 17.1 | 21.4 | 23.4 | 23.2 | 18.9 | 15.9 | 9.4 | 6.4 | 5.1 |
| RA | Fusignano | 6.3 | 9.8 | 13.7 | 17.2 | 21.5 | 23.4 | 23.3 | 19.0 | 15.9 | 9.3 | 6.3 | 4.9 |
| RA | Lugo | 6.4 | 9.8 | 13.7 | 17.2 | 21.5 | 23.4 | 23.3 | 18.9 | 15.9 | 9.3 | 6.3 | 5.0 |
| RA | Ravenna | 6.3 | 9.8 | 13.8 | 17.2 | 21.5 | 23.4 | 23.3 | 19.0 | 15.9 | 9.2 | 6.3 | 4.8 |
| RA | Riolo Terme | 6.5 | 9.7 | 13.5 | 17.1 | 21.4 | 23.4 | 23.2 | 18.9 | 15.8 | 9.5 | 6.4 | 5.1 |
| RA | Russi | 6.4 | 9.8 | 13.7 | 17.2 | 21.5 | 23.4 | 23.3 | 19.0 | 15.9 | 9.3 | 6.3 | 5.0 |
| RE | Albinea | 6.5 | 9.9 | 13.4 | 17.1 | 21.1 | 23.3 | 23.3 | 18.9 | 15.3 | 9.6 | 6.3 | 5.0 |
| RE | Casalgrande | 6.5 | 9.9 | 13.4 | 17.1 | 21.2 | 23.3 | 23.3 | 18.9 | 15.4 | 9.6 | 6.4 | 5.1 |
| RE | Castellarano | 6.6 | 9.9 | 13.4 | 17.1 | 21.1 | 23.3 | 23.3 | 18.8 | 15.4 | 9.6 | 6.4 | 5.1 |
| RE | Castelnovo di Sotto | 6.4 | 9.9 | 13.4 | 17.3 | 21.2 | 23.2 | 23.4 | 19.0 | 15.3 | 9.5 | 6.3 | 4.9 |
| RE | Castelnovo ne' Monti | 6.5 | 9.8 | 13.3 | 17.0 | 21.0 | 23.2 | 23.2 | 18.7 | 15.2 | 9.6 | 6.4 | 5.0 |
| RE | Cavriago | 6.5 | 9.9 | 13.4 | 17.2 | 21.2 | 23.3 | 23.4 | 18.9 | 15.3 | 9.6 | 6.3 | 5.0 |
| RE | Correggio | 6.5 | 9.9 | 13.4 | 17.3 | 21.2 | 23.3 | 23.4 | 19.0 | 15.4 | 9.5 | 6.3 | 5.0 |
| RE | Fabbrico | 6.4 | 9.9 | 13.4 | 17.3 | 21.2 | 23.3 | 23.3 | 19.0 | 15.3 | 9.4 | 6.3 | 4.9 |
| RE | Guastalla | 6.4 | 9.9 | 13.4 | 17.3 | 21.2 | 23.2 | 23.4 | 19.0 | 15.3 | 9.4 | 6.3 | 4.9 |
| RE | Novellara | 6.4 | 9.9 | 13.4 | 17.3 | 21.2 | 23.3 | 23.4 | 19.0 | 15.3 | 9.4 | 6.3 | 4.9 |
| RE | Quattro Castella | 6.5 | 9.9 | 13.4 | 17.1 | 21.1 | 23.2 | 23.3 | 18.8 | 15.3 | 9.6 | 6.4 | 5.0 |
| RE | Reggio nell'Emilia | 6.5 | 9.9 | 13.4 | 17.2 | 21.2 | 23.3 | 23.4 | 18.9 | 15.3 | 9.5 | 6.3 | 5.0 |
| RE | Reggiolo | 6.4 | 9.9 | 13.4 | 17.3 | 21.2 | 23.2 | 23.3 | 19.0 | 15.3 | 9.4 | 6.3 | 4.9 |
| RE | Rubiera | 6.5 | 9.9 | 13.4 | 17.2 | 21.2 | 23.3 | 23.3 | 18.9 | 15.4 | 9.5 | 6.3 | 5.1 |
| RE | Sant'Ilario d'Enza | 6.4 | 9.9 | 13.4 | 17.2 | 21.2 | 23.2 | 23.4 | 18.9 | 15.3 | 9.5 | 6.3 | 4.9 |
| RE | Scandiano | 6.5 | 9.9 | 13.4 | 17.1 | 21.2 | 23.3 | 23.3 | 18.9 | 15.4 | 9.6 | 6.3 | 5.1 |
| RN | Bellaria-Igea Marina | 6.5 | 9.8 | 13.8 | 17.1 | 21.6 | 23.4 | 23.2 | 19.2 | 16.0 | 9.3 | 6.3 | 4.9 |
| RN | Cattolica | 6.5 | 9.8 | 13.8 | 17.1 | 21.7 | 23.5 | 23.2 | 19.4 | 16.0 | 9.4 | 6.4 | 4.9 |
| RN | Coriano | 6.5 | 9.7 | 13.7 | 17.1 | 21.6 | 23.5 | 23.2 | 19.3 | 16.0 | 9.4 | 6.4 | 5.0 |
| RN | Riccione | 6.5 | 9.7 | 13.8 | 17.1 | 21.7 | 23.5 | 23.2 | 19.4 | 16.0 | 9.4 | 6.4 | 4.9 |
| RN | Rimini | 6.5 | 9.8 | 13.8 | 17.1 | 21.6 | 23.4 | 23.2 | 19.3 | 16.0 | 9.4 | 6.4 | 4.9 |
| RN | Santarcangelo di Romagna | 6.5 | 9.7 | 13.7 | 17.1 | 21.6 | 23.4 | 23.2 | 19.2 | 16.0 | 9.4 | 6.4 | 4.9 |

TOSCANA

| | | | | | | | | | | | | | |
|----|----------------------------|-----|-----|------|------|------|------|------|------|------|------|-----|-----|
| AR | Anghiari | 6.8 | 9.5 | 13.2 | 16.9 | 21.4 | 23.5 | 22.9 | 19.2 | 15.7 | 9.9 | 7.0 | 5.2 |
| AR | Arezzo | 6.8 | 9.6 | 13.2 | 16.9 | 21.4 | 23.6 | 22.9 | 19.2 | 15.7 | 10.0 | 7.2 | 5.3 |
| AR | Bibbiena | 6.7 | 9.5 | 13.2 | 16.9 | 21.3 | 23.5 | 22.9 | 19.0 | 15.7 | 9.8 | 6.9 | 5.2 |
| AR | Castiglion Fiorentino | 6.9 | 9.6 | 13.3 | 17.0 | 21.5 | 23.7 | 22.9 | 19.3 | 15.7 | 10.0 | 7.4 | 5.3 |
| AR | Cavriglia | 6.7 | 9.7 | 13.3 | 16.9 | 21.4 | 23.7 | 23.0 | 19.1 | 15.6 | 9.9 | 7.3 | 5.3 |
| AR | Civitella in Val di Chiana | 6.8 | 9.6 | 13.3 | 16.9 | 21.4 | 23.7 | 22.9 | 19.2 | 15.7 | 10.0 | 7.4 | 5.3 |
| AR | Cortona | 7.0 | 9.6 | 13.3 | 17.0 | 21.5 | 23.7 | 22.9 | 19.4 | 15.8 | 10.1 | 7.4 | 5.3 |
| AR | Foiano della Chiana | 7.0 | 9.7 | 13.3 | 17.0 | 21.5 | 23.8 | 23.0 | 19.4 | 15.7 | 10.1 | 7.6 | 5.3 |
| AR | Monte San Savino | 6.9 | 9.6 | 13.3 | 17.0 | 21.5 | 23.8 | 23.0 | 19.3 | 15.7 | 10.0 | 7.5 | 5.3 |
| AR | Montevarchi | 6.7 | 9.6 | 13.3 | 16.9 | 21.3 | 23.7 | 23.0 | 19.1 | 15.6 | 9.9 | 7.3 | 5.3 |
| AR | Poppi | 6.7 | 9.6 | 13.2 | 16.9 | 21.3 | 23.5 | 22.9 | 19.0 | 15.7 | 9.8 | 6.9 | 5.2 |
| AR | San Giovanni Valdarno | 6.7 | 9.6 | 13.3 | 16.9 | 21.3 | 23.6 | 23.0 | 19.1 | 15.6 | 9.9 | 7.2 | 5.3 |
| AR | Sansepolcro | 6.8 | 9.5 | 13.2 | 16.9 | 21.4 | 23.5 | 22.9 | 19.2 | 15.8 | 9.9 | 6.9 | 5.2 |
| AR | Terranuova Bracciolini | 6.7 | 9.6 | 13.3 | 16.9 | 21.3 | 23.6 | 23.0 | 19.1 | 15.6 | 9.9 | 7.2 | 5.3 |

RADIAZIONE GLOBALE AL SUOLO (MJ / m² giorno)
1999

| | | gen | feb | mar | apr | mag | giu | lug | ago | set | ott | nov | dic |
|----|-----------------------------|-----|------|------|------|------|------|------|------|------|------|-----|-----|
| FI | Bagno a Ripoli | 6.6 | 9.7 | 13.3 | 16.8 | 21.2 | 23.6 | 23.0 | 19.0 | 15.6 | 9.8 | 7.0 | 5.2 |
| FI | Barberino di Mugello | 6.6 | 9.7 | 13.3 | 16.9 | 21.1 | 23.4 | 23.1 | 18.8 | 15.6 | 9.7 | 6.7 | 5.2 |
| FI | Borgo San Lorenzo | 6.6 | 9.7 | 13.3 | 16.9 | 21.2 | 23.4 | 23.0 | 18.9 | 15.7 | 9.7 | 6.8 | 5.2 |
| FI | Calenzano | 6.6 | 9.7 | 13.3 | 16.8 | 21.2 | 23.5 | 23.1 | 18.9 | 15.6 | 9.8 | 6.9 | 5.2 |
| FI | Campi Bisenzio | 6.6 | 9.7 | 13.3 | 16.8 | 21.2 | 23.5 | 23.1 | 18.9 | 15.6 | 9.8 | 7.0 | 5.2 |
| FI | Castelfiorentino | 6.6 | 9.8 | 13.4 | 16.9 | 21.4 | 23.8 | 23.1 | 19.2 | 15.6 | 9.9 | 7.2 | 5.3 |
| FI | Certaldo | 6.6 | 9.8 | 13.4 | 16.9 | 21.4 | 23.8 | 23.1 | 19.2 | 15.6 | 9.9 | 7.3 | 5.3 |
| FI | Empoli | 6.6 | 9.8 | 13.4 | 16.9 | 21.3 | 23.7 | 23.1 | 19.1 | 15.6 | 9.8 | 7.1 | 5.2 |
| FI | Fiesole | 6.6 | 9.7 | 13.3 | 16.8 | 21.2 | 23.5 | 23.0 | 18.9 | 15.6 | 9.8 | 6.9 | 5.2 |
| FI | Figline Valdarno | 6.7 | 9.6 | 13.3 | 16.9 | 21.3 | 23.6 | 23.0 | 19.0 | 15.6 | 9.9 | 7.2 | 5.3 |
| FI | Firenze | 6.6 | 9.7 | 13.3 | 16.8 | 21.2 | 23.6 | 23.0 | 19.0 | 15.6 | 9.8 | 7.0 | 5.2 |
| FI | Fucecchio | 6.5 | 9.8 | 13.4 | 16.9 | 21.2 | 23.7 | 23.1 | 19.1 | 15.6 | 9.8 | 7.1 | 5.2 |
| FI | Greve in Chianti | 6.7 | 9.7 | 13.3 | 16.9 | 21.3 | 23.7 | 23.0 | 19.1 | 15.6 | 9.9 | 7.3 | 5.3 |
| FI | Impruneta | 6.6 | 9.7 | 13.3 | 16.9 | 21.3 | 23.6 | 23.0 | 19.0 | 15.6 | 9.8 | 7.1 | 5.2 |
| FI | Incisa in Val d'Arno | 6.6 | 9.6 | 13.3 | 16.9 | 21.3 | 23.6 | 23.0 | 19.0 | 15.6 | 9.8 | 7.1 | 5.2 |
| FI | Lastra a Signa | 6.6 | 9.7 | 13.3 | 16.8 | 21.2 | 23.6 | 23.1 | 19.0 | 15.6 | 9.8 | 7.0 | 5.2 |
| FI | Montelupo Fiorentino | 6.6 | 9.8 | 13.3 | 16.9 | 21.2 | 23.6 | 23.1 | 19.0 | 15.6 | 9.8 | 7.1 | 5.2 |
| FI | Montespertoli | 6.6 | 9.8 | 13.4 | 16.9 | 21.3 | 23.7 | 23.1 | 19.1 | 15.6 | 9.8 | 7.2 | 5.2 |
| FI | Pelago | 6.6 | 9.6 | 13.3 | 16.8 | 21.2 | 23.5 | 23.0 | 18.9 | 15.6 | 9.8 | 7.0 | 5.2 |
| FI | Pontassieve | 6.6 | 9.6 | 13.3 | 16.8 | 21.2 | 23.5 | 23.0 | 18.9 | 15.6 | 9.8 | 7.0 | 5.2 |
| FI | Reggello | 6.7 | 9.6 | 13.3 | 16.8 | 21.3 | 23.6 | 23.0 | 19.0 | 15.6 | 9.8 | 7.1 | 5.2 |
| FI | Rufina | 6.6 | 9.6 | 13.3 | 16.8 | 21.2 | 23.5 | 23.0 | 18.9 | 15.6 | 9.8 | 6.9 | 5.2 |
| FI | San Casciano in Val di Pesa | 6.6 | 9.7 | 13.3 | 16.9 | 21.3 | 23.7 | 23.1 | 19.1 | 15.6 | 9.9 | 7.2 | 5.3 |
| FI | Scandicci | 6.6 | 9.7 | 13.3 | 16.8 | 21.2 | 23.6 | 23.0 | 19.0 | 15.6 | 9.8 | 7.1 | 5.2 |
| FI | Scarperia | 6.6 | 9.7 | 13.3 | 16.9 | 21.2 | 23.4 | 23.1 | 18.8 | 15.7 | 9.7 | 6.7 | 5.2 |
| FI | Sesto Fiorentino | 6.6 | 9.7 | 13.3 | 16.8 | 21.2 | 23.5 | 23.0 | 18.9 | 15.6 | 9.8 | 6.9 | 5.2 |
| FI | Signa | 6.6 | 9.7 | 13.3 | 16.8 | 21.2 | 23.6 | 23.1 | 19.0 | 15.6 | 9.8 | 7.0 | 5.2 |
| FI | Tavarnelle Val di Pesa | 6.6 | 9.8 | 13.4 | 16.9 | 21.4 | 23.8 | 23.1 | 19.2 | 15.6 | 9.9 | 7.3 | 5.3 |
| FI | Vinci | 6.5 | 9.8 | 13.3 | 16.8 | 21.2 | 23.6 | 23.1 | 19.0 | 15.6 | 9.8 | 7.0 | 5.2 |
| | | | | | | | | | | | | | |
| GR | Castiglione della Pescaia | 7.2 | 10.3 | 14.0 | 17.5 | 22.2 | 24.3 | 23.6 | 20.2 | 15.9 | 10.4 | 7.8 | 5.5 |
| GR | Follonica | 7.1 | 10.2 | 14.0 | 17.4 | 22.1 | 24.3 | 23.6 | 20.1 | 15.9 | 10.3 | 7.7 | 5.5 |
| GR | Gavorrano | 7.1 | 10.2 | 13.9 | 17.4 | 22.1 | 24.3 | 23.5 | 20.0 | 15.8 | 10.3 | 7.7 | 5.4 |
| GR | Grosseto | 7.2 | 10.2 | 13.9 | 17.5 | 22.1 | 24.3 | 23.5 | 20.2 | 15.9 | 10.4 | 7.9 | 5.5 |
| GR | Manciano | 7.4 | 10.2 | 13.9 | 17.6 | 22.1 | 24.3 | 23.4 | 20.3 | 16.0 | 10.6 | 8.0 | 5.5 |
| GR | Massa Marittima | 7.0 | 10.1 | 13.8 | 17.3 | 22.0 | 24.2 | 23.4 | 19.9 | 15.8 | 10.2 | 7.7 | 5.4 |
| GR | Monte Argentario | 7.5 | 10.5 | 14.2 | 17.8 | 22.3 | 24.3 | 23.7 | 20.6 | 16.0 | 10.7 | 8.0 | 5.7 |
| GR | Orbetello | 7.5 | 10.4 | 14.1 | 17.8 | 22.3 | 24.3 | 23.7 | 20.5 | 16.0 | 10.7 | 8.0 | 5.6 |
| GR | Roccastrada | 7.0 | 10.0 | 13.7 | 17.3 | 21.9 | 24.2 | 23.3 | 19.8 | 15.8 | 10.2 | 7.8 | 5.4 |
| | | | | | | | | | | | | | |
| LI | Campiglia Marittima | 6.9 | 10.1 | 14.0 | 17.3 | 22.1 | 24.3 | 23.6 | 20.0 | 15.9 | 10.2 | 7.5 | 5.4 |
| LI | Castagneto Carducci | 6.8 | 10.0 | 13.9 | 17.2 | 22.0 | 24.2 | 23.5 | 19.9 | 15.8 | 10.1 | 7.5 | 5.4 |
| LI | Cecina | 6.7 | 9.9 | 13.9 | 17.2 | 21.8 | 24.2 | 23.5 | 19.8 | 15.8 | 10.0 | 7.4 | 5.3 |
| LI | Collesalveti | 6.6 | 9.8 | 13.7 | 17.1 | 21.5 | 23.9 | 23.3 | 19.4 | 15.7 | 9.8 | 7.2 | 5.2 |
| LI | Livorno | 6.6 | 9.8 | 13.9 | 17.2 | 21.6 | 24.0 | 23.4 | 19.5 | 15.7 | 9.9 | 7.1 | 5.2 |
| LI | Piombino | 7.1 | 10.3 | 14.2 | 17.4 | 22.2 | 24.4 | 23.7 | 20.2 | 15.9 | 10.3 | 7.6 | 5.5 |
| LI | Portoferraio | 7.2 | 10.3 | 14.4 | 17.5 | 22.3 | 24.4 | 23.9 | 20.3 | 16.0 | 10.4 | 7.6 | 5.6 |
| LI | Rosignano Marittimo | 6.7 | 9.9 | 13.9 | 17.2 | 21.7 | 24.1 | 23.4 | 19.7 | 15.8 | 9.9 | 7.3 | 5.3 |

RADIAZIONE GLOBALE AL SUOLO (MJ / m² giorno)
1999

| | | gen | feb | mar | apr | mag | giu | lug | ago | set | ott | nov | dic |
|----|------------------------|-----|-----|------|------|------|------|------|------|------|------|-----|-----|
| LU | Altopascio | 6.5 | 9.8 | 13.4 | 16.9 | 21.2 | 23.6 | 23.1 | 19.0 | 15.6 | 9.8 | 6.9 | 5.1 |
| LU | Barga | 6.5 | 9.8 | 13.3 | 16.8 | 21.0 | 23.4 | 23.1 | 18.8 | 15.4 | 9.7 | 6.7 | 5.1 |
| LU | Borgo a Mozzano | 6.5 | 9.8 | 13.4 | 16.8 | 21.0 | 23.5 | 23.1 | 18.9 | 15.4 | 9.7 | 6.8 | 5.1 |
| LU | Camaiore | 6.5 | 9.7 | 13.5 | 17.0 | 21.1 | 23.6 | 23.1 | 19.0 | 15.4 | 9.7 | 6.8 | 5.0 |
| LU | Capannori | 6.5 | 9.8 | 13.4 | 16.9 | 21.1 | 23.6 | 23.1 | 19.0 | 15.5 | 9.7 | 6.9 | 5.1 |
| LU | Lucca | 6.5 | 9.7 | 13.4 | 16.9 | 21.1 | 23.6 | 23.1 | 19.0 | 15.5 | 9.7 | 6.9 | 5.1 |
| LU | Massarosa | 6.5 | 9.7 | 13.5 | 17.0 | 21.1 | 23.7 | 23.2 | 19.0 | 15.5 | 9.7 | 6.9 | 5.1 |
| LU | Pietrasanta | 6.5 | 9.7 | 13.5 | 17.0 | 21.0 | 23.6 | 23.2 | 19.0 | 15.4 | 9.7 | 6.8 | 5.0 |
| LU | Seravezza | 6.5 | 9.7 | 13.5 | 17.0 | 21.0 | 23.5 | 23.1 | 18.9 | 15.3 | 9.7 | 6.8 | 5.0 |
| LU | Viareggio | 6.5 | 9.7 | 13.6 | 17.0 | 21.1 | 23.7 | 23.2 | 19.1 | 15.4 | 9.7 | 6.9 | 5.1 |
| MS | Aulla | 6.4 | 9.8 | 13.4 | 17.0 | 20.9 | 23.4 | 23.2 | 18.7 | 15.1 | 9.6 | 6.6 | 5.0 |
| MS | Carrara | 6.5 | 9.7 | 13.4 | 17.0 | 20.9 | 23.5 | 23.2 | 18.8 | 15.2 | 9.7 | 6.7 | 5.0 |
| MS | Fivizzano | 6.4 | 9.7 | 13.4 | 16.9 | 20.9 | 23.4 | 23.1 | 18.7 | 15.1 | 9.7 | 6.6 | 5.0 |
| MS | Massa | 6.5 | 9.7 | 13.5 | 17.0 | 21.0 | 23.5 | 23.2 | 18.9 | 15.3 | 9.7 | 6.7 | 5.0 |
| MS | Pontremoli | 6.4 | 9.8 | 13.3 | 17.0 | 20.9 | 23.3 | 23.2 | 18.6 | 15.0 | 9.6 | 6.5 | 5.0 |
| PI | Calci | 6.5 | 9.8 | 13.5 | 17.0 | 21.3 | 23.8 | 23.2 | 19.2 | 15.6 | 9.8 | 7.0 | 5.1 |
| PI | Cascina | 6.5 | 9.8 | 13.6 | 17.0 | 21.3 | 23.8 | 23.2 | 19.3 | 15.6 | 9.8 | 7.1 | 5.2 |
| PI | Castelfranco di Sotto | 6.5 | 9.8 | 13.4 | 16.9 | 21.3 | 23.7 | 23.1 | 19.2 | 15.6 | 9.8 | 7.1 | 5.2 |
| PI | Lari | 6.6 | 9.8 | 13.6 | 17.0 | 21.5 | 23.9 | 23.3 | 19.4 | 15.7 | 9.9 | 7.2 | 5.2 |
| PI | Pisa | 6.5 | 9.8 | 13.6 | 17.0 | 21.3 | 23.8 | 23.2 | 19.2 | 15.6 | 9.8 | 7.0 | 5.1 |
| PI | Pomarance | 6.7 | 9.9 | 13.7 | 17.1 | 21.7 | 24.1 | 23.3 | 19.6 | 15.7 | 10.0 | 7.5 | 5.3 |
| PI | Ponsacco | 6.5 | 9.8 | 13.6 | 17.0 | 21.4 | 23.9 | 23.2 | 19.3 | 15.7 | 9.8 | 7.2 | 5.2 |
| PI | Pontedera | 6.5 | 9.8 | 13.5 | 17.0 | 21.3 | 23.8 | 23.2 | 19.2 | 15.6 | 9.8 | 7.1 | 5.2 |
| PI | San Giuliano Terme | 6.5 | 9.8 | 13.5 | 17.0 | 21.2 | 23.7 | 23.2 | 19.2 | 15.6 | 9.8 | 7.0 | 5.1 |
| PI | San Miniato | 6.5 | 9.8 | 13.4 | 16.9 | 21.3 | 23.7 | 23.1 | 19.2 | 15.6 | 9.8 | 7.1 | 5.2 |
| PI | Santa Croce sull'Arno | 6.5 | 9.8 | 13.4 | 16.9 | 21.3 | 23.7 | 23.1 | 19.1 | 15.6 | 9.8 | 7.1 | 5.2 |
| PI | Santa Maria a Monte | 6.5 | 9.8 | 13.5 | 16.9 | 21.3 | 23.8 | 23.2 | 19.2 | 15.6 | 9.8 | 7.1 | 5.2 |
| PI | Vecchiano | 6.5 | 9.7 | 13.6 | 17.0 | 21.2 | 23.7 | 23.2 | 19.2 | 15.5 | 9.7 | 7.0 | 5.1 |
| PI | Volterra | 6.7 | 9.9 | 13.6 | 17.0 | 21.6 | 24.0 | 23.2 | 19.5 | 15.7 | 10.0 | 7.4 | 5.3 |
| PO | Montemurlo | 6.6 | 9.7 | 13.3 | 16.8 | 21.1 | 23.5 | 23.1 | 18.9 | 15.6 | 9.7 | 6.8 | 5.2 |
| PO | Prato | 6.6 | 9.7 | 13.3 | 16.8 | 21.2 | 23.5 | 23.1 | 18.9 | 15.6 | 9.8 | 6.9 | 5.2 |
| PT | Agliana | 6.6 | 9.7 | 13.3 | 16.8 | 21.1 | 23.5 | 23.1 | 18.9 | 15.6 | 9.7 | 6.9 | 5.2 |
| PT | Monsummano Terme | 6.5 | 9.8 | 13.3 | 16.8 | 21.1 | 23.5 | 23.1 | 18.9 | 15.6 | 9.7 | 6.9 | 5.2 |
| PT | Montecatini Terme | 6.5 | 9.8 | 13.3 | 16.8 | 21.1 | 23.5 | 23.1 | 18.9 | 15.6 | 9.7 | 6.9 | 5.2 |
| PT | Pescia | 6.5 | 9.8 | 13.4 | 16.8 | 21.1 | 23.5 | 23.1 | 18.9 | 15.5 | 9.7 | 6.9 | 5.1 |
| PT | Pistoia | 6.6 | 9.8 | 13.3 | 16.8 | 21.1 | 23.5 | 23.1 | 18.9 | 15.6 | 9.7 | 6.8 | 5.2 |
| PT | Quarrata | 6.6 | 9.8 | 13.3 | 16.8 | 21.2 | 23.5 | 23.1 | 18.9 | 15.6 | 9.8 | 6.9 | 5.2 |
| PT | San Marcello Pistoiese | 6.6 | 9.8 | 13.3 | 16.8 | 21.0 | 23.4 | 23.1 | 18.8 | 15.5 | 9.7 | 6.7 | 5.1 |
| PT | Serravalle Pistoiese | 6.5 | 9.8 | 13.3 | 16.8 | 21.1 | 23.5 | 23.1 | 18.9 | 15.6 | 9.7 | 6.9 | 5.2 |
| SI | Abbadia San Salvatore | 7.2 | 9.9 | 13.6 | 17.3 | 21.8 | 24.1 | 23.1 | 19.8 | 15.9 | 10.4 | 7.9 | 5.4 |
| SI | Asciano | 6.9 | 9.7 | 13.4 | 17.0 | 21.6 | 23.9 | 23.0 | 19.4 | 15.7 | 10.1 | 7.7 | 5.3 |
| SI | Castelnuovo Berardenga | 6.8 | 9.7 | 13.4 | 17.0 | 21.5 | 23.8 | 23.0 | 19.3 | 15.6 | 10.0 | 7.5 | 5.3 |
| SI | Chianciano Terme | 7.1 | 9.7 | 13.4 | 17.1 | 21.6 | 23.9 | 23.0 | 19.6 | 15.8 | 10.2 | 7.8 | 5.4 |
| SI | Chiusi | 7.1 | 9.7 | 13.4 | 17.2 | 21.6 | 23.9 | 23.0 | 19.6 | 15.9 | 10.3 | 7.8 | 5.4 |
| SI | Colle di Val d'Elsa | 6.7 | 9.8 | 13.5 | 17.0 | 21.5 | 23.9 | 23.1 | 19.3 | 15.6 | 10.0 | 7.5 | 5.3 |
| SI | Montalcino | 7.0 | 9.9 | 13.6 | 17.2 | 21.7 | 24.0 | 23.1 | 19.6 | 15.7 | 10.2 | 7.8 | 5.4 |

RADIAZIONE GLOBALE AL SUOLO (MJ / m² giorno)
1999

| | | gen | feb | mar | apr | mag | giu | lug | ago | set | ott | nov | dic |
|----|-------------------|-----|-----|------|------|------|------|------|------|------|------|-----|-----|
| SI | Montepulciano | 7.1 | 9.7 | 13.4 | 17.1 | 21.6 | 23.9 | 23.0 | 19.5 | 15.8 | 10.2 | 7.7 | 5.4 |
| SI | Monteriggioni | 6.8 | 9.8 | 13.5 | 17.0 | 21.5 | 23.9 | 23.1 | 19.3 | 15.6 | 10.0 | 7.5 | 5.3 |
| SI | Monteroni d'Arbia | 6.9 | 9.8 | 13.5 | 17.1 | 21.6 | 23.9 | 23.1 | 19.4 | 15.7 | 10.1 | 7.7 | 5.3 |
| SI | Poggibonsi | 6.7 | 9.8 | 13.4 | 17.0 | 21.4 | 23.8 | 23.1 | 19.3 | 15.6 | 9.9 | 7.4 | 5.3 |
| SI | San Gimignano | 6.7 | 9.8 | 13.5 | 17.0 | 21.5 | 23.9 | 23.1 | 19.3 | 15.6 | 9.9 | 7.4 | 5.3 |
| SI | Siena | 6.8 | 9.8 | 13.5 | 17.0 | 21.5 | 23.9 | 23.1 | 19.4 | 15.6 | 10.0 | 7.6 | 5.3 |
| SI | Sinalunga | 7.0 | 9.7 | 13.4 | 17.0 | 21.5 | 23.8 | 23.0 | 19.4 | 15.7 | 10.1 | 7.6 | 5.3 |
| SI | Sovicille | 6.8 | 9.8 | 13.5 | 17.1 | 21.6 | 24.0 | 23.1 | 19.5 | 15.7 | 10.1 | 7.6 | 5.3 |

UMBRIA

| | | | | | | | | | | | | | |
|----|----------------------|-----|-----|------|------|------|------|------|------|------|------|-----|-----|
| PG | Assisi | 7.0 | 9.5 | 13.3 | 17.1 | 21.6 | 23.6 | 22.8 | 19.7 | 15.8 | 10.3 | 7.3 | 5.2 |
| PG | Bastia | 7.0 | 9.5 | 13.3 | 17.1 | 21.6 | 23.7 | 22.8 | 19.7 | 15.8 | 10.3 | 7.4 | 5.2 |
| PG | Castiglione del Lago | 7.0 | 9.7 | 13.3 | 17.1 | 21.6 | 23.8 | 23.0 | 19.5 | 15.9 | 10.2 | 7.6 | 5.3 |
| PG | Città della Pieve | 7.1 | 9.8 | 13.5 | 17.2 | 21.7 | 24.0 | 23.0 | 19.7 | 15.9 | 10.4 | 7.8 | 5.4 |
| PG | Città di Castello | 6.9 | 9.5 | 13.2 | 17.0 | 21.5 | 23.5 | 22.9 | 19.3 | 15.8 | 10.0 | 7.1 | 5.2 |
| PG | Corciano | 7.0 | 9.6 | 13.3 | 17.1 | 21.6 | 23.7 | 22.9 | 19.6 | 15.9 | 10.2 | 7.5 | 5.3 |
| PG | Deruta | 7.1 | 9.6 | 13.4 | 17.1 | 21.6 | 23.8 | 22.8 | 19.7 | 15.9 | 10.4 | 7.6 | 5.3 |
| PG | Foligno | 7.0 | 9.5 | 13.4 | 17.1 | 21.6 | 23.6 | 22.7 | 19.8 | 15.8 | 10.4 | 7.4 | 5.2 |
| PG | Gualdo Cattaneo | 7.1 | 9.6 | 13.4 | 17.2 | 21.6 | 23.7 | 22.8 | 19.8 | 15.9 | 10.5 | 7.5 | 5.3 |
| PG | Gualdo Tadino | 6.9 | 9.5 | 13.4 | 17.1 | 21.6 | 23.5 | 22.9 | 19.7 | 15.8 | 10.1 | 7.0 | 5.2 |
| PG | Gubbio | 6.9 | 9.5 | 13.3 | 17.0 | 21.6 | 23.5 | 22.9 | 19.6 | 15.8 | 10.0 | 7.0 | 5.2 |
| PG | Magione | 7.0 | 9.6 | 13.3 | 17.1 | 21.6 | 23.7 | 22.9 | 19.6 | 15.9 | 10.2 | 7.5 | 5.3 |
| PG | Marsciano | 7.1 | 9.7 | 13.4 | 17.2 | 21.7 | 23.8 | 22.9 | 19.8 | 15.9 | 10.5 | 7.7 | 5.3 |
| PG | Montefalco | 7.1 | 9.5 | 13.4 | 17.1 | 21.6 | 23.7 | 22.7 | 19.8 | 15.8 | 10.5 | 7.5 | 5.2 |
| PG | Nocera Umbra | 7.0 | 9.5 | 13.4 | 17.1 | 21.6 | 23.6 | 22.8 | 19.7 | 15.8 | 10.2 | 7.1 | 5.2 |
| PG | Panicale | 7.1 | 9.7 | 13.4 | 17.1 | 21.6 | 23.9 | 23.0 | 19.7 | 15.9 | 10.3 | 7.7 | 5.3 |
| PG | Perugia | 7.0 | 9.6 | 13.3 | 17.1 | 21.6 | 23.7 | 22.9 | 19.6 | 15.9 | 10.3 | 7.4 | 5.3 |
| PG | Spoleto | 7.1 | 9.6 | 13.5 | 17.2 | 21.6 | 23.7 | 22.6 | 19.9 | 15.8 | 10.6 | 7.6 | 5.3 |
| PG | Todi | 7.2 | 9.7 | 13.5 | 17.3 | 21.7 | 23.9 | 22.8 | 19.9 | 15.9 | 10.6 | 7.8 | 5.3 |
| PG | Torgiano | 7.1 | 9.6 | 13.3 | 17.1 | 21.6 | 23.7 | 22.9 | 19.7 | 15.9 | 10.4 | 7.5 | 5.3 |
| PG | Trevi | 7.1 | 9.5 | 13.4 | 17.1 | 21.6 | 23.7 | 22.7 | 19.8 | 15.8 | 10.5 | 7.4 | 5.2 |
| PG | Umbertide | 6.9 | 9.5 | 13.2 | 17.0 | 21.5 | 23.6 | 22.9 | 19.5 | 15.8 | 10.1 | 7.2 | 5.2 |

| | | | | | | | | | | | | | |
|----|---------|-----|-----|------|------|------|------|------|------|------|------|-----|-----|
| TR | Amelia | 7.3 | 9.8 | 13.7 | 17.4 | 21.8 | 24.0 | 22.8 | 20.1 | 16.0 | 10.8 | 7.9 | 5.4 |
| TR | Narni | 7.3 | 9.7 | 13.7 | 17.4 | 21.8 | 24.0 | 22.7 | 20.1 | 15.9 | 10.8 | 7.9 | 5.4 |
| TR | Orvieto | 7.2 | 9.8 | 13.6 | 17.4 | 21.8 | 24.1 | 23.0 | 20.0 | 16.0 | 10.6 | 7.9 | 5.4 |
| TR | Terni | 7.2 | 9.6 | 13.6 | 17.3 | 21.7 | 23.9 | 22.7 | 20.0 | 15.9 | 10.8 | 7.8 | 5.3 |

MARCHE

| | | | | | | | | | | | | | |
|----|---------------------|-----|-----|------|------|------|------|------|------|------|------|-----|-----|
| AN | Ancona | 6.6 | 9.8 | 14.1 | 17.3 | 22.1 | 23.9 | 23.4 | 20.0 | 15.9 | 9.6 | 6.5 | 5.2 |
| AN | Arcevia | 6.7 | 9.6 | 13.6 | 17.1 | 21.8 | 23.5 | 23.0 | 19.7 | 15.8 | 9.8 | 6.6 | 5.1 |
| AN | Camerano | 6.7 | 9.8 | 14.0 | 17.4 | 22.1 | 23.9 | 23.4 | 20.0 | 15.9 | 9.7 | 6.6 | 5.2 |
| AN | Castelfidardo | 6.7 | 9.8 | 14.0 | 17.4 | 22.1 | 23.9 | 23.4 | 20.0 | 15.9 | 9.7 | 6.6 | 5.2 |
| AN | Chiaravalle | 6.6 | 9.8 | 14.0 | 17.3 | 22.0 | 23.8 | 23.3 | 19.9 | 15.9 | 9.6 | 6.5 | 5.1 |
| AN | Corinaldo | 6.6 | 9.7 | 13.8 | 17.2 | 21.9 | 23.6 | 23.2 | 19.7 | 15.9 | 9.6 | 6.5 | 5.1 |
| AN | Fabiano | 6.8 | 9.5 | 13.5 | 17.1 | 21.7 | 23.5 | 22.9 | 19.7 | 15.8 | 10.0 | 6.8 | 5.1 |
| AN | Falconara Marittima | 6.6 | 9.8 | 14.0 | 17.3 | 22.0 | 23.8 | 23.3 | 19.9 | 15.9 | 9.6 | 6.5 | 5.1 |

RADIAZIONE GLOBALE AL SUOLO (MJ / m² giorno)
1999

| | | gen | feb | mar | apr | mag | giu | lug | ago | set | ott | nov | dic |
|----|--------------------------|-----|-----|------|------|------|------|------|------|------|------|-----|-----|
| AN | Jesi | 6.7 | 9.7 | 13.9 | 17.2 | 22.0 | 23.7 | 23.2 | 19.8 | 15.9 | 9.7 | 6.5 | 5.1 |
| AN | Loreto | 6.7 | 9.8 | 14.0 | 17.4 | 22.1 | 23.9 | 23.4 | 20.0 | 15.9 | 9.8 | 6.6 | 5.3 |
| AN | Maiolati Spontini | 6.7 | 9.7 | 13.8 | 17.2 | 21.9 | 23.6 | 23.1 | 19.8 | 15.8 | 9.8 | 6.6 | 5.1 |
| AN | Montemarciano | 6.6 | 9.8 | 14.0 | 17.2 | 22.0 | 23.8 | 23.3 | 19.8 | 15.9 | 9.6 | 6.5 | 5.1 |
| AN | Osimo | 6.7 | 9.8 | 14.0 | 17.3 | 22.1 | 23.8 | 23.3 | 19.9 | 15.9 | 9.7 | 6.6 | 5.2 |
| AN | Ostra | 6.6 | 9.7 | 13.9 | 17.2 | 21.9 | 23.7 | 23.2 | 19.8 | 15.9 | 9.6 | 6.5 | 5.1 |
| AN | Sassoferrato | 6.8 | 9.6 | 13.5 | 17.1 | 21.7 | 23.5 | 23.0 | 19.7 | 15.8 | 9.9 | 6.7 | 5.1 |
| AN | Senigallia | 6.6 | 9.8 | 14.0 | 17.2 | 21.9 | 23.7 | 23.3 | 19.8 | 16.0 | 9.5 | 6.4 | 5.1 |
| | | | | | | | | | | | | | |
| AP | Ascoli Piceno | 7.0 | 9.6 | 13.8 | 17.5 | 21.8 | 23.7 | 22.9 | 20.0 | 15.6 | 10.3 | 7.0 | 5.3 |
| AP | Fermo | 6.9 | 9.8 | 14.0 | 17.5 | 22.1 | 23.9 | 23.3 | 20.1 | 15.8 | 10.0 | 6.8 | 5.3 |
| AP | Folignano | 7.1 | 9.6 | 13.9 | 17.5 | 21.8 | 23.7 | 22.9 | 20.0 | 15.6 | 10.3 | 7.0 | 5.3 |
| AP | Grottammare | 7.0 | 9.8 | 14.1 | 17.7 | 22.0 | 24.0 | 23.4 | 20.2 | 15.8 | 10.1 | 6.9 | 5.4 |
| AP | Montegiorgio | 6.9 | 9.7 | 13.9 | 17.4 | 21.9 | 23.8 | 23.1 | 20.0 | 15.7 | 10.1 | 6.8 | 5.3 |
| AP | Montegranaro | 6.9 | 9.8 | 14.0 | 17.5 | 22.1 | 23.9 | 23.3 | 20.0 | 15.8 | 10.0 | 6.7 | 5.3 |
| AP | Monteprandone | 7.1 | 9.8 | 14.1 | 17.7 | 22.0 | 23.9 | 23.3 | 20.1 | 15.7 | 10.2 | 6.9 | 5.3 |
| AP | Offida | 7.0 | 9.7 | 13.9 | 17.5 | 21.9 | 23.8 | 23.1 | 20.1 | 15.7 | 10.2 | 6.9 | 5.3 |
| AP | Porto San Giorgio | 6.9 | 9.8 | 14.1 | 17.6 | 22.1 | 24.0 | 23.4 | 20.1 | 15.8 | 10.0 | 6.8 | 5.3 |
| AP | Porto Sant'Elpidio | 6.9 | 9.8 | 14.1 | 17.5 | 22.1 | 24.0 | 23.4 | 20.1 | 15.8 | 9.9 | 6.7 | 5.3 |
| AP | San Benedetto del Tronto | 7.1 | 9.8 | 14.1 | 17.7 | 22.0 | 24.0 | 23.3 | 20.2 | 15.8 | 10.1 | 6.9 | 5.4 |
| AP | Sant'Elpidio a Mare | 6.9 | 9.8 | 14.0 | 17.5 | 22.1 | 23.9 | 23.3 | 20.1 | 15.8 | 9.9 | 6.7 | 5.3 |
| | | | | | | | | | | | | | |
| MC | Camerino | 6.9 | 9.5 | 13.5 | 17.2 | 21.7 | 23.5 | 22.8 | 19.8 | 15.7 | 10.2 | 6.9 | 5.2 |
| MC | Cingoli | 6.8 | 9.7 | 13.8 | 17.2 | 21.9 | 23.6 | 23.1 | 19.8 | 15.8 | 9.9 | 6.6 | 5.2 |
| MC | Civitanova Marche | 6.9 | 9.8 | 14.1 | 17.5 | 22.1 | 24.0 | 23.4 | 20.1 | 15.8 | 9.9 | 6.7 | 5.3 |
| MC | Corridonia | 6.9 | 9.7 | 13.9 | 17.4 | 22.0 | 23.8 | 23.2 | 20.0 | 15.8 | 9.9 | 6.7 | 5.3 |
| MC | Macerata | 6.8 | 9.7 | 13.9 | 17.3 | 22.0 | 23.8 | 23.2 | 19.9 | 15.8 | 9.9 | 6.7 | 5.2 |
| MC | Matelica | 6.9 | 9.5 | 13.6 | 17.1 | 21.7 | 23.5 | 22.9 | 19.8 | 15.7 | 10.1 | 6.8 | 5.2 |
| MC | Montecassiano | 6.8 | 9.7 | 13.9 | 17.3 | 22.0 | 23.8 | 23.2 | 19.9 | 15.8 | 9.8 | 6.6 | 5.2 |
| MC | Morrovalle | 6.8 | 9.8 | 14.0 | 17.4 | 22.1 | 23.9 | 23.3 | 20.0 | 15.8 | 9.9 | 6.7 | 5.3 |
| MC | Potenza Picena | 6.8 | 9.8 | 14.0 | 17.4 | 22.1 | 23.9 | 23.4 | 20.0 | 15.8 | 9.8 | 6.6 | 5.3 |
| MC | Recanati | 6.8 | 9.8 | 14.0 | 17.4 | 22.1 | 23.9 | 23.3 | 20.0 | 15.8 | 9.8 | 6.6 | 5.3 |
| MC | San Severino Marche | 6.9 | 9.6 | 13.7 | 17.2 | 21.8 | 23.6 | 23.0 | 19.8 | 15.7 | 10.0 | 6.8 | 5.2 |
| MC | Tolentino | 6.9 | 9.6 | 13.7 | 17.3 | 21.9 | 23.6 | 23.0 | 19.9 | 15.7 | 10.0 | 6.8 | 5.2 |
| MC | Treia | 6.8 | 9.7 | 13.8 | 17.3 | 21.9 | 23.7 | 23.1 | 19.9 | 15.8 | 9.9 | 6.7 | 5.2 |
| | | | | | | | | | | | | | |
| PS | Cagli | 6.8 | 9.6 | 13.4 | 17.0 | 21.6 | 23.5 | 23.0 | 19.5 | 15.8 | 9.8 | 6.7 | 5.1 |
| PS | Cartoceto | 6.6 | 9.7 | 13.8 | 17.1 | 21.8 | 23.5 | 23.2 | 19.6 | 15.9 | 9.5 | 6.4 | 5.0 |
| PS | Fano | 6.5 | 9.8 | 13.9 | 17.2 | 21.8 | 23.6 | 23.3 | 19.6 | 16.0 | 9.4 | 6.4 | 5.0 |
| PS | Fermignano | 6.7 | 9.6 | 13.5 | 17.1 | 21.7 | 23.5 | 23.0 | 19.5 | 15.9 | 9.7 | 6.6 | 5.1 |
| PS | Fossombrone | 6.7 | 9.6 | 13.7 | 17.1 | 21.7 | 23.5 | 23.1 | 19.6 | 15.9 | 9.6 | 6.5 | 5.1 |
| PS | Gabicce Mare | 6.5 | 9.8 | 13.8 | 17.1 | 21.7 | 23.5 | 23.2 | 19.4 | 16.0 | 9.4 | 6.4 | 4.9 |
| PS | Mondolfo | 6.6 | 9.8 | 13.9 | 17.2 | 21.9 | 23.6 | 23.2 | 19.7 | 16.0 | 9.5 | 6.4 | 5.0 |
| PS | Novafeltria | 6.6 | 9.6 | 13.5 | 17.0 | 21.5 | 23.4 | 23.1 | 19.1 | 15.9 | 9.6 | 6.5 | 5.1 |
| PS | Pergola | 6.7 | 9.6 | 13.6 | 17.1 | 21.7 | 23.5 | 23.0 | 19.6 | 15.9 | 9.8 | 6.6 | 5.1 |
| PS | Pesaro | 6.5 | 9.8 | 13.9 | 17.1 | 21.8 | 23.6 | 23.2 | 19.6 | 16.0 | 9.4 | 6.4 | 4.9 |
| PS | Sant'Angelo in Lizzola | 6.6 | 9.7 | 13.7 | 17.1 | 21.7 | 23.5 | 23.2 | 19.5 | 16.0 | 9.5 | 6.4 | 5.0 |
| PS | Urbania | 6.7 | 9.6 | 13.4 | 17.0 | 21.6 | 23.5 | 23.0 | 19.4 | 15.9 | 9.7 | 6.6 | 5.1 |
| PS | Urbino | 6.7 | 9.6 | 13.5 | 17.1 | 21.6 | 23.5 | 23.1 | 19.4 | 15.9 | 9.6 | 6.5 | 5.1 |

| | | gen | feb | mar | apr | mag | giu | lug | ago | set | ott | nov | dic |
|--------------|----------------------------|-----|------|------|------|------|------|------|------|------|------|-----|-----|
| LAZIO | | | | | | | | | | | | | |
| FR | Alatri | 7.6 | 9.8 | 14.0 | 17.7 | 21.5 | 23.8 | 22.8 | 20.4 | 16.0 | 11.1 | 7.9 | 5.5 |
| FR | Anagni | 7.6 | 9.8 | 14.0 | 17.7 | 21.6 | 23.9 | 22.9 | 20.4 | 16.0 | 11.1 | 7.9 | 5.5 |
| FR | Aquino | 7.6 | 9.9 | 14.1 | 17.9 | 21.5 | 23.8 | 23.0 | 20.6 | 16.1 | 11.2 | 7.8 | 5.6 |
| FR | Cassino | 7.6 | 9.9 | 14.1 | 17.9 | 21.5 | 23.8 | 23.0 | 20.6 | 16.1 | 11.2 | 7.7 | 5.6 |
| FR | Castro dei Volsci | 7.7 | 10.0 | 14.2 | 17.9 | 21.6 | 23.9 | 23.1 | 20.6 | 16.1 | 11.2 | 7.9 | 5.6 |
| FR | Ceccano | 7.7 | 10.0 | 14.2 | 17.8 | 21.6 | 23.9 | 23.1 | 20.6 | 16.1 | 11.2 | 7.9 | 5.6 |
| FR | Ceprano | 7.7 | 9.9 | 14.1 | 17.8 | 21.5 | 23.8 | 23.0 | 20.6 | 16.1 | 11.2 | 7.9 | 5.6 |
| FR | Ferentino | 7.6 | 9.9 | 14.1 | 17.7 | 21.6 | 23.9 | 22.9 | 20.4 | 16.0 | 11.1 | 7.9 | 5.5 |
| FR | Fiuggi | 7.5 | 9.8 | 14.0 | 17.6 | 21.6 | 23.8 | 22.8 | 20.4 | 15.9 | 11.1 | 7.9 | 5.5 |
| FR | Frosinone | 7.6 | 9.9 | 14.1 | 17.8 | 21.6 | 23.9 | 23.0 | 20.5 | 16.0 | 11.1 | 7.9 | 5.5 |
| FR | Isola del Liri | 7.5 | 9.8 | 14.0 | 17.7 | 21.4 | 23.7 | 22.8 | 20.4 | 15.9 | 11.0 | 7.8 | 5.5 |
| FR | Monte San Giovanni Campano | 7.6 | 9.8 | 14.0 | 17.7 | 21.5 | 23.8 | 22.9 | 20.5 | 16.0 | 11.1 | 7.8 | 5.5 |
| FR | Pontecorvo | 7.7 | 10.0 | 14.2 | 17.9 | 21.6 | 23.9 | 23.1 | 20.7 | 16.1 | 11.2 | 7.8 | 5.6 |
| FR | Roccasecca | 7.6 | 9.9 | 14.1 | 17.8 | 21.5 | 23.8 | 23.0 | 20.5 | 16.0 | 11.1 | 7.8 | 5.6 |
| FR | Sant'Elia Fiumerapido | 7.5 | 9.9 | 14.0 | 17.9 | 21.5 | 23.8 | 23.0 | 20.6 | 16.0 | 11.1 | 7.7 | 5.6 |
| FR | Sora | 7.5 | 9.7 | 13.9 | 17.7 | 21.4 | 23.7 | 22.8 | 20.4 | 15.9 | 11.0 | 7.7 | 5.5 |
| FR | Veroli | 7.6 | 9.8 | 14.0 | 17.7 | 21.5 | 23.8 | 22.8 | 20.4 | 16.0 | 11.1 | 7.8 | 5.5 |
| <hr/> | | | | | | | | | | | | | |
| LT | Aprilia | 7.9 | 10.2 | 14.6 | 18.1 | 22.1 | 24.2 | 23.5 | 20.8 | 16.3 | 11.4 | 8.1 | 5.7 |
| LT | Castelforte | 7.8 | 10.1 | 14.3 | 18.1 | 21.6 | 23.9 | 23.3 | 20.9 | 16.3 | 11.4 | 7.9 | 5.7 |
| LT | Cisterna di Latina | 7.8 | 10.1 | 14.5 | 18.0 | 22.0 | 24.1 | 23.4 | 20.7 | 16.2 | 11.4 | 8.1 | 5.7 |
| LT | Cori | 7.8 | 10.1 | 14.3 | 17.9 | 21.9 | 24.0 | 23.2 | 20.6 | 16.2 | 11.3 | 8.0 | 5.6 |
| LT | Fondi | 7.8 | 10.2 | 14.4 | 18.1 | 21.7 | 24.0 | 23.3 | 20.8 | 16.3 | 11.4 | 8.0 | 5.7 |
| LT | Formia | 7.9 | 10.2 | 14.4 | 18.2 | 21.8 | 24.0 | 23.5 | 20.9 | 16.4 | 11.4 | 8.0 | 5.8 |
| LT | Gaeta | 7.9 | 10.3 | 14.5 | 18.2 | 21.8 | 24.1 | 23.5 | 21.0 | 16.4 | 11.5 | 8.0 | 5.8 |
| LT | Itri | 7.9 | 10.2 | 14.4 | 18.2 | 21.8 | 24.0 | 23.5 | 20.9 | 16.4 | 11.4 | 8.0 | 5.8 |
| LT | Latina | 7.9 | 10.2 | 14.6 | 18.1 | 22.0 | 24.1 | 23.5 | 20.8 | 16.3 | 11.4 | 8.1 | 5.8 |
| LT | Minturno | 7.8 | 10.2 | 14.3 | 18.1 | 21.7 | 24.0 | 23.4 | 20.9 | 16.3 | 11.4 | 7.9 | 5.7 |
| LT | Pontinia | 7.9 | 10.2 | 14.5 | 18.1 | 22.0 | 24.1 | 23.5 | 20.8 | 16.3 | 11.4 | 8.1 | 5.8 |
| LT | Priverno | 7.8 | 10.1 | 14.4 | 18.0 | 21.8 | 24.0 | 23.3 | 20.7 | 16.3 | 11.3 | 8.0 | 5.7 |
| LT | Sabaudia | 8.0 | 10.4 | 14.7 | 18.3 | 22.1 | 24.1 | 23.7 | 21.0 | 16.5 | 11.5 | 8.1 | 5.9 |
| LT | San Felice Circeo | 8.0 | 10.4 | 14.7 | 18.3 | 22.1 | 24.2 | 23.7 | 21.0 | 16.5 | 11.6 | 8.1 | 5.9 |
| LT | Sermoneta | 7.8 | 10.1 | 14.4 | 18.0 | 21.9 | 24.1 | 23.3 | 20.7 | 16.2 | 11.3 | 8.0 | 5.7 |
| LT | Sezze | 7.8 | 10.1 | 14.4 | 18.0 | 21.9 | 24.0 | 23.3 | 20.7 | 16.3 | 11.3 | 8.0 | 5.7 |
| LT | Sonnino | 7.9 | 10.2 | 14.4 | 18.0 | 21.8 | 24.0 | 23.4 | 20.8 | 16.3 | 11.4 | 8.0 | 5.7 |
| LT | Terracina | 7.9 | 10.3 | 14.6 | 18.2 | 21.9 | 24.1 | 23.6 | 20.9 | 16.4 | 11.5 | 8.0 | 5.8 |
| <hr/> | | | | | | | | | | | | | |
| RI | Fara in Sabina | 7.4 | 9.7 | 13.9 | 17.5 | 21.7 | 24.0 | 22.7 | 20.2 | 15.9 | 11.0 | 7.9 | 5.4 |
| RI | Rieti | 7.2 | 9.6 | 13.7 | 17.3 | 21.6 | 23.8 | 22.5 | 20.0 | 15.8 | 10.9 | 7.8 | 5.3 |
| <hr/> | | | | | | | | | | | | | |
| RM | Albano Laziale | 7.8 | 10.1 | 14.4 | 17.9 | 22.1 | 24.1 | 23.3 | 20.7 | 16.2 | 11.4 | 8.1 | 5.6 |
| RM | Anguillara Sabazia | 7.6 | 10.1 | 14.2 | 17.8 | 22.1 | 24.2 | 23.2 | 20.6 | 16.1 | 11.2 | 8.1 | 5.5 |
| RM | Anzio | 8.0 | 10.4 | 14.7 | 18.3 | 22.2 | 24.2 | 23.7 | 20.9 | 16.4 | 11.5 | 8.1 | 5.9 |
| RM | Ardea | 7.9 | 10.3 | 14.6 | 18.1 | 22.2 | 24.2 | 23.6 | 20.8 | 16.3 | 11.5 | 8.1 | 5.8 |
| RM | Ariccia | 7.8 | 10.1 | 14.4 | 17.9 | 22.1 | 24.1 | 23.3 | 20.7 | 16.2 | 11.4 | 8.1 | 5.7 |
| RM | Artena | 7.7 | 10.0 | 14.2 | 17.8 | 21.8 | 24.0 | 23.1 | 20.5 | 16.1 | 11.3 | 8.0 | 5.6 |
| RM | Bracciano | 7.6 | 10.1 | 14.2 | 17.9 | 22.2 | 24.2 | 23.3 | 20.6 | 16.1 | 11.2 | 8.1 | 5.6 |
| RM | Campagnano di Roma | 7.6 | 10.0 | 14.2 | 17.8 | 22.1 | 24.2 | 23.1 | 20.5 | 16.1 | 11.2 | 8.1 | 5.5 |
| RM | Carpineto Romano | 7.8 | 10.0 | 14.3 | 17.9 | 21.8 | 24.0 | 23.2 | 20.6 | 16.2 | 11.3 | 8.0 | 5.6 |

| | | gen | feb | mar | apr | mag | giu | lug | ago | set | ott | nov | dic |
|----|---------------------|-----|------|------|------|------|------|------|------|------|------|-----|-----|
| RM | Castel Madama | 7.5 | 9.8 | 14.0 | 17.6 | 21.7 | 23.9 | 22.8 | 20.3 | 16.0 | 11.1 | 8.0 | 5.5 |
| RM | Cerveteri | 7.7 | 10.2 | 14.4 | 18.0 | 22.3 | 24.3 | 23.5 | 20.7 | 16.2 | 11.2 | 8.1 | 5.6 |
| RM | Ciampino | 7.8 | 10.1 | 14.4 | 17.9 | 22.1 | 24.1 | 23.3 | 20.6 | 16.2 | 11.3 | 8.1 | 5.6 |
| RM | Civitavecchia | 7.7 | 10.3 | 14.3 | 18.0 | 22.3 | 24.3 | 23.6 | 20.7 | 16.1 | 11.1 | 8.1 | 5.7 |
| RM | Colleferro | 7.7 | 9.9 | 14.2 | 17.7 | 21.8 | 24.0 | 23.0 | 20.5 | 16.1 | 11.2 | 8.0 | 5.6 |
| RM | Fiano Romano | 7.5 | 9.8 | 14.0 | 17.6 | 21.9 | 24.1 | 22.9 | 20.3 | 16.0 | 11.1 | 8.0 | 5.4 |
| RM | Fiumicino | 7.9 | 10.3 | 14.6 | 18.1 | 22.3 | 24.3 | 23.7 | 20.8 | 16.3 | 11.4 | 8.1 | 5.8 |
| RM | Formello | 7.6 | 10.0 | 14.2 | 17.8 | 22.1 | 24.2 | 23.1 | 20.5 | 16.1 | 11.2 | 8.1 | 5.5 |
| RM | Frascati | 7.7 | 10.0 | 14.3 | 17.8 | 22.0 | 24.1 | 23.2 | 20.6 | 16.1 | 11.3 | 8.1 | 5.6 |
| RM | Genzano di Roma | 7.8 | 10.1 | 14.4 | 17.9 | 22.1 | 24.1 | 23.3 | 20.7 | 16.2 | 11.4 | 8.1 | 5.7 |
| RM | Grottaferrata | 7.7 | 10.1 | 14.3 | 17.9 | 22.0 | 24.1 | 23.2 | 20.6 | 16.1 | 11.3 | 8.1 | 5.6 |
| RM | Guidonia Montecelio | 7.6 | 9.9 | 14.1 | 17.6 | 21.9 | 24.0 | 22.9 | 20.4 | 16.0 | 11.2 | 8.0 | 5.5 |
| RM | Ladispoli | 7.8 | 10.3 | 14.4 | 18.1 | 22.3 | 24.3 | 23.6 | 20.8 | 16.2 | 11.3 | 8.1 | 5.7 |
| RM | Marino | 7.8 | 10.1 | 14.4 | 17.9 | 22.0 | 24.1 | 23.3 | 20.6 | 16.2 | 11.3 | 8.1 | 5.6 |
| RM | Mentana | 7.6 | 9.9 | 14.1 | 17.7 | 21.9 | 24.1 | 23.0 | 20.4 | 16.0 | 11.2 | 8.0 | 5.5 |
| RM | Monterotondo | 7.6 | 9.9 | 14.1 | 17.7 | 21.9 | 24.1 | 23.0 | 20.4 | 16.0 | 11.2 | 8.0 | 5.5 |
| RM | Nettuno | 7.9 | 10.3 | 14.7 | 18.2 | 22.2 | 24.2 | 23.7 | 20.9 | 16.4 | 11.5 | 8.1 | 5.8 |
| RM | Olevano Romano | 7.6 | 9.8 | 14.0 | 17.6 | 21.7 | 23.9 | 22.8 | 20.4 | 16.0 | 11.1 | 7.9 | 5.5 |
| RM | Palestrina | 7.6 | 9.9 | 14.1 | 17.7 | 21.8 | 24.0 | 23.0 | 20.5 | 16.0 | 11.2 | 8.0 | 5.5 |
| RM | Palombara Sabina | 7.5 | 9.8 | 14.0 | 17.6 | 21.8 | 24.0 | 22.8 | 20.3 | 16.0 | 11.1 | 8.0 | 5.4 |
| RM | Pomezia | 7.9 | 10.2 | 14.6 | 18.1 | 22.2 | 24.2 | 23.6 | 20.8 | 16.3 | 11.5 | 8.1 | 5.7 |
| RM | Rignano Flaminio | 7.5 | 9.9 | 14.0 | 17.6 | 21.9 | 24.1 | 22.9 | 20.4 | 16.0 | 11.1 | 8.0 | 5.4 |
| RM | Rocca di Papa | 7.7 | 10.1 | 14.4 | 17.9 | 22.0 | 24.1 | 23.2 | 20.6 | 16.2 | 11.3 | 8.1 | 5.6 |
| RM | Rocca Priora | 7.7 | 10.0 | 14.3 | 17.8 | 21.9 | 24.1 | 23.1 | 20.6 | 16.1 | 11.3 | 8.0 | 5.6 |
| RM | Roma | 7.7 | 10.1 | 14.3 | 17.9 | 22.1 | 24.2 | 23.3 | 20.6 | 16.1 | 11.3 | 8.1 | 5.6 |
| RM | Santa Marinella | 7.7 | 10.4 | 14.4 | 18.1 | 22.4 | 24.3 | 23.6 | 20.8 | 16.1 | 11.2 | 8.1 | 5.7 |
| RM | Segni | 7.7 | 10.0 | 14.2 | 17.8 | 21.8 | 24.0 | 23.1 | 20.5 | 16.1 | 11.2 | 8.0 | 5.6 |
| RM | Subiaco | 7.5 | 9.7 | 13.9 | 17.5 | 21.6 | 23.8 | 22.7 | 20.3 | 15.9 | 11.0 | 7.9 | 5.4 |
| RM | Tivoli | 7.6 | 9.9 | 14.1 | 17.6 | 21.8 | 24.0 | 22.9 | 20.4 | 16.0 | 11.2 | 8.0 | 5.5 |
| RM | Valmontone | 7.7 | 9.9 | 14.2 | 17.7 | 21.8 | 24.0 | 23.0 | 20.5 | 16.1 | 11.2 | 8.0 | 5.5 |
| RM | Velletri | 7.8 | 10.1 | 14.4 | 17.9 | 22.0 | 24.1 | 23.3 | 20.7 | 16.2 | 11.4 | 8.1 | 5.6 |
| RM | Zagarolo | 7.7 | 9.9 | 14.2 | 17.7 | 21.9 | 24.0 | 23.0 | 20.5 | 16.1 | 11.2 | 8.0 | 5.5 |
| VT | Acquapendente | 7.2 | 9.9 | 13.7 | 17.4 | 21.8 | 24.1 | 23.1 | 20.0 | 16.0 | 10.5 | 8.0 | 5.4 |
| VT | Canino | 7.4 | 10.1 | 14.0 | 17.7 | 22.1 | 24.2 | 23.3 | 20.4 | 16.0 | 10.8 | 8.0 | 5.5 |
| VT | Civita Castellana | 7.4 | 9.9 | 14.0 | 17.6 | 21.9 | 24.1 | 22.9 | 20.3 | 16.0 | 11.0 | 8.0 | 5.4 |
| VT | Fabrica di Roma | 7.4 | 9.9 | 14.0 | 17.7 | 22.0 | 24.2 | 23.0 | 20.4 | 16.0 | 11.0 | 8.0 | 5.4 |
| VT | Montalto di Castro | 7.5 | 10.3 | 14.1 | 17.8 | 22.2 | 24.3 | 23.5 | 20.5 | 16.0 | 10.8 | 8.1 | 5.6 |
| VT | Montefiascone | 7.4 | 10.0 | 13.8 | 17.6 | 22.0 | 24.2 | 23.1 | 20.2 | 16.0 | 10.8 | 8.0 | 5.4 |
| VT | Nepi | 7.5 | 10.0 | 14.0 | 17.7 | 22.0 | 24.2 | 23.0 | 20.4 | 16.0 | 11.1 | 8.0 | 5.5 |
| VT | Orte | 7.3 | 9.8 | 13.8 | 17.5 | 21.9 | 24.1 | 22.9 | 20.2 | 16.0 | 10.9 | 8.0 | 5.4 |
| VT | Ronciiglione | 7.5 | 10.0 | 14.0 | 17.7 | 22.0 | 24.2 | 23.1 | 20.4 | 16.1 | 11.0 | 8.0 | 5.5 |
| VT | Soriano nel Cimino | 7.4 | 9.9 | 13.9 | 17.6 | 22.0 | 24.2 | 23.0 | 20.3 | 16.0 | 10.9 | 8.0 | 5.4 |
| VT | Tarquinia | 7.6 | 10.3 | 14.2 | 17.9 | 22.3 | 24.3 | 23.5 | 20.6 | 16.1 | 10.9 | 8.1 | 5.6 |
| VT | Tuscania | 7.4 | 10.1 | 14.0 | 17.7 | 22.1 | 24.2 | 23.3 | 20.4 | 16.0 | 10.8 | 8.1 | 5.5 |
| VT | Vetralla | 7.5 | 10.1 | 14.0 | 17.8 | 22.1 | 24.2 | 23.2 | 20.5 | 16.1 | 11.0 | 8.1 | 5.5 |
| VT | Viterbo | 7.4 | 10.0 | 13.9 | 17.7 | 22.0 | 24.2 | 23.1 | 20.3 | 16.1 | 10.9 | 8.0 | 5.5 |

| | | gen | feb | mar | apr | mag | giu | lug | ago | set | ott | nov | dic |
|----------------|--------------------------|-----|-----|------|------|------|------|------|------|------|------|-----|-----|
| ABRUZZO | | | | | | | | | | | | | |
| AQ | Avezzano | 7.3 | 9.5 | 13.7 | 17.5 | 21.4 | 23.6 | 22.5 | 20.1 | 15.7 | 10.9 | 7.6 | 5.4 |
| AQ | Capistrello | 7.3 | 9.6 | 13.8 | 17.5 | 21.4 | 23.7 | 22.6 | 20.2 | 15.8 | 10.9 | 7.7 | 5.4 |
| AQ | Carsoli | 7.3 | 9.6 | 13.8 | 17.4 | 21.5 | 23.7 | 22.6 | 20.2 | 15.8 | 11.0 | 7.8 | 5.4 |
| AQ | Castel di Sangro | 7.3 | 9.7 | 14.0 | 17.8 | 21.5 | 23.7 | 22.8 | 20.4 | 15.9 | 10.9 | 7.4 | 5.5 |
| AQ | Celano | 7.2 | 9.5 | 13.7 | 17.5 | 21.4 | 23.6 | 22.5 | 20.1 | 15.7 | 10.8 | 7.5 | 5.4 |
| AQ | L'Aquila | 7.1 | 9.4 | 13.6 | 17.4 | 21.4 | 23.6 | 22.5 | 20.0 | 15.6 | 10.7 | 7.4 | 5.3 |
| AQ | Pratola Peligna | 7.2 | 9.5 | 13.9 | 17.7 | 21.5 | 23.6 | 22.7 | 20.2 | 15.7 | 10.7 | 7.3 | 5.4 |
| AQ | Sulmona | 7.2 | 9.5 | 13.9 | 17.7 | 21.5 | 23.6 | 22.7 | 20.2 | 15.7 | 10.7 | 7.4 | 5.4 |
| AQ | Tagliacozzo | 7.3 | 9.5 | 13.7 | 17.4 | 21.4 | 23.7 | 22.5 | 20.1 | 15.8 | 10.9 | 7.7 | 5.4 |
| AQ | Trasacco | 7.3 | 9.5 | 13.8 | 17.5 | 21.4 | 23.6 | 22.6 | 20.2 | 15.8 | 10.9 | 7.6 | 5.4 |
| CH | Atessa | 7.2 | 9.8 | 14.5 | 18.0 | 21.7 | 23.9 | 23.3 | 20.5 | 15.9 | 10.7 | 7.2 | 5.5 |
| CH | Casalbordino | 7.2 | 9.8 | 14.6 | 18.0 | 21.7 | 24.0 | 23.5 | 20.5 | 16.0 | 10.6 | 7.2 | 5.5 |
| CH | Casoli | 7.2 | 9.7 | 14.3 | 17.9 | 21.7 | 23.8 | 23.2 | 20.4 | 15.8 | 10.6 | 7.2 | 5.4 |
| CH | Chieti | 7.2 | 9.7 | 14.3 | 17.9 | 21.7 | 23.9 | 23.2 | 20.3 | 15.8 | 10.5 | 7.2 | 5.4 |
| CH | Francavilla al Mare | 7.2 | 9.8 | 14.4 | 17.9 | 21.8 | 24.0 | 23.4 | 20.3 | 15.8 | 10.5 | 7.2 | 5.4 |
| CH | Guardiagrele | 7.2 | 9.7 | 14.3 | 17.9 | 21.7 | 23.8 | 23.1 | 20.3 | 15.8 | 10.6 | 7.2 | 5.4 |
| CH | Lanciano | 7.2 | 9.8 | 14.5 | 17.9 | 21.7 | 23.9 | 23.4 | 20.4 | 15.9 | 10.6 | 7.2 | 5.4 |
| CH | Ortona | 7.2 | 9.8 | 14.5 | 18.0 | 21.8 | 24.0 | 23.5 | 20.4 | 15.9 | 10.5 | 7.2 | 5.4 |
| CH | San Salvo | 7.2 | 9.9 | 14.7 | 18.1 | 21.7 | 24.0 | 23.6 | 20.6 | 16.0 | 10.7 | 7.3 | 5.5 |
| CH | San Vito Chietino | 7.2 | 9.8 | 14.6 | 18.0 | 21.8 | 24.0 | 23.5 | 20.4 | 15.9 | 10.5 | 7.2 | 5.4 |
| CH | Vasto | 7.2 | 9.9 | 14.8 | 18.1 | 21.8 | 24.0 | 23.6 | 20.6 | 16.0 | 10.7 | 7.2 | 5.5 |
| PE | Città Sant'Angelo | 7.1 | 9.7 | 14.2 | 17.8 | 21.8 | 23.9 | 23.2 | 20.2 | 15.8 | 10.4 | 7.1 | 5.4 |
| PE | Loreto Aprutino | 7.1 | 9.6 | 14.1 | 17.7 | 21.7 | 23.8 | 23.1 | 20.2 | 15.7 | 10.5 | 7.2 | 5.4 |
| PE | Manoppello | 7.2 | 9.6 | 14.1 | 17.8 | 21.6 | 23.8 | 23.0 | 20.2 | 15.7 | 10.6 | 7.2 | 5.4 |
| PE | Montesilvano | 7.1 | 9.8 | 14.3 | 17.9 | 21.8 | 24.0 | 23.4 | 20.3 | 15.8 | 10.4 | 7.1 | 5.4 |
| PE | Penne | 7.1 | 9.6 | 14.1 | 17.7 | 21.7 | 23.8 | 23.0 | 20.2 | 15.7 | 10.5 | 7.2 | 5.4 |
| PE | Pescara | 7.2 | 9.8 | 14.4 | 17.9 | 21.8 | 24.0 | 23.4 | 20.3 | 15.8 | 10.4 | 7.1 | 5.4 |
| PE | Popoli | 7.2 | 9.5 | 13.9 | 17.6 | 21.5 | 23.6 | 22.7 | 20.2 | 15.7 | 10.7 | 7.3 | 5.4 |
| PE | Spoltore | 7.1 | 9.7 | 14.3 | 17.8 | 21.8 | 23.9 | 23.3 | 20.3 | 15.8 | 10.4 | 7.1 | 5.4 |
| TE | Atri | 7.1 | 9.7 | 14.1 | 17.8 | 21.8 | 23.9 | 23.2 | 20.2 | 15.7 | 10.4 | 7.1 | 5.4 |
| TE | Bellante | 7.1 | 9.7 | 14.0 | 17.6 | 21.8 | 23.8 | 23.1 | 20.1 | 15.7 | 10.3 | 7.0 | 5.3 |
| TE | Campoli | 7.1 | 9.6 | 13.9 | 17.5 | 21.7 | 23.7 | 22.9 | 20.0 | 15.6 | 10.3 | 7.1 | 5.3 |
| TE | Castellalto | 7.1 | 9.7 | 14.0 | 17.7 | 21.8 | 23.8 | 23.1 | 20.1 | 15.7 | 10.3 | 7.1 | 5.3 |
| TE | Giulianova | 7.1 | 9.7 | 14.1 | 17.7 | 21.9 | 23.9 | 23.3 | 20.2 | 15.8 | 10.3 | 7.0 | 5.4 |
| TE | Martinsicuro | 7.1 | 9.8 | 14.1 | 17.7 | 22.0 | 24.0 | 23.3 | 20.2 | 15.8 | 10.2 | 6.9 | 5.4 |
| TE | Montorio al Vomano | 7.1 | 9.5 | 13.8 | 17.5 | 21.6 | 23.7 | 22.7 | 20.0 | 15.6 | 10.5 | 7.2 | 5.3 |
| TE | Mosciano Sant'Angelo | 7.1 | 9.7 | 14.1 | 17.7 | 21.9 | 23.9 | 23.2 | 20.1 | 15.7 | 10.3 | 7.0 | 5.4 |
| TE | Notaresco | 7.1 | 9.7 | 14.1 | 17.7 | 21.8 | 23.9 | 23.1 | 20.1 | 15.7 | 10.3 | 7.1 | 5.4 |
| TE | Pineto | 7.1 | 9.7 | 14.2 | 17.8 | 21.9 | 23.9 | 23.3 | 20.2 | 15.8 | 10.3 | 7.1 | 5.4 |
| TE | Roseto degli Abruzzi | 7.1 | 9.8 | 14.2 | 17.8 | 21.9 | 24.0 | 23.3 | 20.2 | 15.8 | 10.3 | 7.1 | 5.4 |
| TE | Sant'Egidio alla Vibrata | 7.1 | 9.7 | 13.9 | 17.6 | 21.8 | 23.8 | 23.1 | 20.1 | 15.7 | 10.3 | 7.0 | 5.3 |
| TE | Silvi | 7.1 | 9.8 | 14.3 | 17.8 | 21.9 | 24.0 | 23.4 | 20.3 | 15.8 | 10.4 | 7.1 | 5.4 |
| TE | Teramo | 7.1 | 9.6 | 13.9 | 17.6 | 21.7 | 23.7 | 22.9 | 20.1 | 15.6 | 10.4 | 7.1 | 5.3 |

gen feb mar apr mag giu lug ago set ott nov dic

MOLISE

| | | | | | | | | | | | | | |
|----|-------------------------|-----|------|------|------|------|------|------|------|------|------|-----|-----|
| CB | Bojano | 7.4 | 9.9 | 14.3 | 18.0 | 21.6 | 23.9 | 23.1 | 20.7 | 16.1 | 11.1 | 7.4 | 5.6 |
| CB | Campobasso | 7.3 | 9.9 | 14.4 | 18.0 | 21.7 | 24.0 | 23.2 | 20.7 | 16.1 | 11.0 | 7.3 | 5.6 |
| CB | Campomarino | 7.2 | 10.0 | 14.9 | 18.1 | 21.8 | 24.2 | 23.7 | 20.7 | 16.1 | 10.9 | 7.3 | 5.6 |
| CB | Guglionesi | 7.2 | 9.9 | 14.8 | 18.1 | 21.8 | 24.1 | 23.6 | 20.7 | 16.1 | 10.9 | 7.3 | 5.6 |
| CB | Larino | 7.2 | 9.9 | 14.8 | 18.1 | 21.8 | 24.1 | 23.5 | 20.7 | 16.1 | 10.9 | 7.3 | 5.6 |
| CB | Montenero di Bisaccia | 7.2 | 9.9 | 14.7 | 18.1 | 21.7 | 24.0 | 23.5 | 20.6 | 16.1 | 10.8 | 7.3 | 5.5 |
| CB | Riccia | 7.3 | 9.9 | 14.5 | 18.1 | 21.7 | 24.0 | 23.3 | 20.8 | 16.2 | 11.1 | 7.4 | 5.7 |
| CB | Santa Croce di Magliano | 7.2 | 10.0 | 14.8 | 18.1 | 21.8 | 24.1 | 23.5 | 20.8 | 16.2 | 11.0 | 7.3 | 5.7 |
| CB | Termoli | 7.2 | 10.0 | 14.9 | 18.1 | 21.8 | 24.1 | 23.7 | 20.7 | 16.1 | 10.9 | 7.3 | 5.6 |
| CB | Trivento | 7.2 | 9.8 | 14.4 | 18.0 | 21.6 | 23.9 | 23.2 | 20.6 | 16.0 | 10.8 | 7.3 | 5.5 |
| IS | Agnone | 7.3 | 9.7 | 14.2 | 17.9 | 21.6 | 23.8 | 23.0 | 20.5 | 15.9 | 10.8 | 7.3 | 5.5 |
| IS | Isernia | 7.4 | 9.8 | 14.1 | 17.9 | 21.5 | 23.8 | 22.9 | 20.6 | 16.0 | 11.0 | 7.5 | 5.5 |
| IS | Venafro | 7.5 | 9.9 | 14.1 | 17.9 | 21.5 | 23.8 | 23.0 | 20.7 | 16.1 | 11.1 | 7.6 | 5.6 |

CAMPANIA

| | | | | | | | | | | | | | |
|----|-------------------------|-----|------|------|------|------|------|------|------|------|------|-----|-----|
| AV | Ariano Irpino | 7.3 | 10.0 | 14.5 | 18.1 | 21.7 | 24.0 | 23.4 | 21.0 | 16.2 | 11.4 | 7.6 | 5.8 |
| AV | Atripalda | 7.5 | 10.0 | 14.4 | 18.2 | 21.7 | 24.1 | 23.5 | 21.1 | 16.3 | 11.6 | 7.7 | 5.8 |
| AV | Avellino | 7.5 | 10.0 | 14.4 | 18.2 | 21.7 | 24.1 | 23.5 | 21.1 | 16.3 | 11.6 | 7.7 | 5.8 |
| AV | Calitri | 7.3 | 10.0 | 14.5 | 18.0 | 21.7 | 23.9 | 23.5 | 21.0 | 16.2 | 11.6 | 7.8 | 5.9 |
| AV | Cervinara | 7.5 | 10.1 | 14.4 | 18.2 | 21.7 | 24.1 | 23.5 | 21.1 | 16.3 | 11.5 | 7.7 | 5.8 |
| AV | Grottaminarda | 7.3 | 10.0 | 14.5 | 18.1 | 21.7 | 24.0 | 23.4 | 21.0 | 16.2 | 11.5 | 7.6 | 5.8 |
| AV | Lioni | 7.4 | 10.0 | 14.4 | 18.1 | 21.7 | 24.0 | 23.5 | 21.0 | 16.2 | 11.6 | 7.7 | 5.8 |
| AV | Mirabella Eclano | 7.3 | 10.0 | 14.5 | 18.1 | 21.7 | 24.0 | 23.4 | 21.0 | 16.2 | 11.5 | 7.6 | 5.8 |
| AV | Monteforte Irpino | 7.5 | 10.1 | 14.4 | 18.2 | 21.7 | 24.1 | 23.5 | 21.1 | 16.3 | 11.7 | 7.7 | 5.8 |
| AV | Montella | 7.4 | 10.0 | 14.4 | 18.1 | 21.7 | 24.0 | 23.5 | 21.0 | 16.2 | 11.7 | 7.7 | 5.8 |
| AV | Montemiletto | 7.4 | 10.0 | 14.4 | 18.1 | 21.7 | 24.1 | 23.4 | 21.0 | 16.2 | 11.5 | 7.6 | 5.8 |
| AV | Montoro Inferiore | 7.6 | 10.1 | 14.5 | 18.2 | 21.7 | 24.1 | 23.6 | 21.1 | 16.3 | 11.7 | 7.8 | 5.8 |
| AV | Nusco | 7.4 | 10.0 | 14.4 | 18.1 | 21.7 | 24.0 | 23.5 | 21.0 | 16.2 | 11.6 | 7.7 | 5.8 |
| AV | Solofra | 7.5 | 10.1 | 14.5 | 18.2 | 21.7 | 24.1 | 23.6 | 21.1 | 16.3 | 11.7 | 7.7 | 5.8 |
| BN | Airola | 7.5 | 10.0 | 14.4 | 18.2 | 21.7 | 24.1 | 23.4 | 21.0 | 16.3 | 11.5 | 7.7 | 5.7 |
| BN | Apice | 7.3 | 10.0 | 14.4 | 18.1 | 21.7 | 24.1 | 23.4 | 21.0 | 16.2 | 11.4 | 7.6 | 5.7 |
| BN | Benevento | 7.4 | 10.0 | 14.4 | 18.1 | 21.7 | 24.1 | 23.4 | 21.0 | 16.2 | 11.4 | 7.6 | 5.7 |
| BN | Guardia Sanframondi | 7.4 | 9.9 | 14.3 | 18.1 | 21.6 | 24.0 | 23.3 | 20.9 | 16.2 | 11.3 | 7.5 | 5.7 |
| BN | Montesarchio | 7.5 | 10.0 | 14.4 | 18.1 | 21.7 | 24.1 | 23.4 | 21.0 | 16.3 | 11.5 | 7.6 | 5.7 |
| BN | Morcone | 7.3 | 9.9 | 14.4 | 18.1 | 21.7 | 24.0 | 23.2 | 20.9 | 16.2 | 11.2 | 7.5 | 5.7 |
| BN | San Bartolomeo in Galdo | 7.2 | 10.0 | 14.6 | 18.1 | 21.8 | 24.1 | 23.4 | 20.9 | 16.2 | 11.2 | 7.4 | 5.8 |
| BN | San Giorgio del Sannio | 7.4 | 10.0 | 14.4 | 18.1 | 21.7 | 24.1 | 23.4 | 21.0 | 16.2 | 11.5 | 7.6 | 5.7 |
| BN | Sant'Agata de' Goti | 7.5 | 10.0 | 14.3 | 18.1 | 21.7 | 24.1 | 23.4 | 21.0 | 16.3 | 11.5 | 7.7 | 5.7 |
| CE | Alife | 7.5 | 9.9 | 14.2 | 18.0 | 21.6 | 23.9 | 23.2 | 20.9 | 16.2 | 11.2 | 7.6 | 5.6 |
| CE | Aversa | 7.8 | 10.3 | 14.5 | 18.3 | 21.8 | 24.1 | 23.6 | 21.2 | 16.4 | 11.6 | 7.9 | 5.9 |
| CE | Caiazzo | 7.6 | 10.0 | 14.3 | 18.1 | 21.6 | 24.0 | 23.3 | 21.0 | 16.2 | 11.4 | 7.7 | 5.7 |
| CE | Capua | 7.7 | 10.1 | 14.3 | 18.2 | 21.7 | 24.0 | 23.5 | 21.1 | 16.3 | 11.5 | 7.8 | 5.8 |
| CE | Casagiove | 7.7 | 10.1 | 14.4 | 18.2 | 21.7 | 24.1 | 23.5 | 21.1 | 16.3 | 11.5 | 7.8 | 5.8 |
| CE | Casal di Principe | 7.8 | 10.3 | 14.4 | 18.3 | 21.8 | 24.1 | 23.6 | 21.2 | 16.4 | 11.6 | 7.9 | 5.9 |

| | | gen | feb | mar | apr | mag | giu | lug | ago | set | ott | nov | dic |
|----|--------------------------|-----|------|------|------|------|------|------|------|------|------|-----|-----|
| CE | Casaluce | 7.8 | 10.3 | 14.4 | 18.3 | 21.8 | 24.1 | 23.6 | 21.2 | 16.4 | 11.6 | 7.9 | 5.9 |
| CE | Caserta | 7.7 | 10.1 | 14.4 | 18.2 | 21.7 | 24.1 | 23.5 | 21.1 | 16.3 | 11.5 | 7.8 | 5.8 |
| CE | Castel Volturno | 7.9 | 10.3 | 14.5 | 18.4 | 21.9 | 24.1 | 23.7 | 21.2 | 16.5 | 11.6 | 7.9 | 5.9 |
| CE | Cellole | 7.8 | 10.2 | 14.4 | 18.2 | 21.7 | 24.0 | 23.5 | 21.0 | 16.4 | 11.5 | 7.9 | 5.8 |
| CE | Grazzanise | 7.8 | 10.2 | 14.4 | 18.2 | 21.8 | 24.1 | 23.5 | 21.1 | 16.4 | 11.5 | 7.8 | 5.8 |
| CE | Lusciano | 7.8 | 10.3 | 14.5 | 18.3 | 21.8 | 24.1 | 23.7 | 21.2 | 16.4 | 11.7 | 7.9 | 5.9 |
| CE | Maddaloni | 7.7 | 10.1 | 14.4 | 18.2 | 21.7 | 24.1 | 23.5 | 21.1 | 16.3 | 11.6 | 7.8 | 5.8 |
| CE | Marcianise | 7.7 | 10.2 | 14.4 | 18.3 | 21.7 | 24.1 | 23.5 | 21.1 | 16.4 | 11.6 | 7.8 | 5.8 |
| CE | Mondragone | 7.8 | 10.3 | 14.4 | 18.3 | 21.8 | 24.1 | 23.6 | 21.1 | 16.4 | 11.5 | 7.9 | 5.8 |
| CE | Orta di Atella | 7.8 | 10.2 | 14.5 | 18.3 | 21.8 | 24.1 | 23.6 | 21.2 | 16.4 | 11.6 | 7.8 | 5.9 |
| CE | Piedimonte Matese | 7.4 | 9.9 | 14.2 | 18.0 | 21.6 | 23.9 | 23.2 | 20.8 | 16.1 | 11.2 | 7.5 | 5.6 |
| CE | Pignataro Maggiore | 7.7 | 10.1 | 14.3 | 18.1 | 21.7 | 24.0 | 23.4 | 21.0 | 16.3 | 11.4 | 7.8 | 5.7 |
| CE | San Cipriano d'Aversa | 7.8 | 10.3 | 14.5 | 18.3 | 21.8 | 24.1 | 23.6 | 21.2 | 16.4 | 11.6 | 7.9 | 5.9 |
| CE | San Felice a Cancellò | 7.6 | 10.1 | 14.4 | 18.2 | 21.7 | 24.1 | 23.5 | 21.1 | 16.3 | 11.6 | 7.7 | 5.8 |
| CE | San Marcellino | 7.8 | 10.3 | 14.5 | 18.3 | 21.8 | 24.1 | 23.7 | 21.2 | 16.4 | 11.6 | 7.9 | 5.9 |
| CE | San Nicola la Strada | 7.7 | 10.2 | 14.4 | 18.2 | 21.7 | 24.1 | 23.5 | 21.1 | 16.3 | 11.5 | 7.8 | 5.8 |
| CE | San Prisco | 7.7 | 10.2 | 14.4 | 18.2 | 21.7 | 24.1 | 23.5 | 21.1 | 16.3 | 11.5 | 7.8 | 5.8 |
| CE | Santa Maria a Vico | 7.6 | 10.1 | 14.4 | 18.2 | 21.7 | 24.1 | 23.5 | 21.1 | 16.3 | 11.5 | 7.7 | 5.8 |
| CE | Santa Maria Capua Vetere | 7.7 | 10.2 | 14.4 | 18.2 | 21.7 | 24.1 | 23.5 | 21.1 | 16.3 | 11.5 | 7.8 | 5.8 |
| CE | Sant'Arpino | 7.8 | 10.3 | 14.5 | 18.3 | 21.8 | 24.1 | 23.6 | 21.2 | 16.4 | 11.6 | 7.9 | 5.9 |
| CE | Sessa Aurunca | 7.8 | 10.2 | 14.3 | 18.2 | 21.7 | 24.0 | 23.4 | 21.0 | 16.3 | 11.4 | 7.8 | 5.8 |
| CE | Teano | 7.7 | 10.1 | 14.3 | 18.1 | 21.6 | 24.0 | 23.3 | 20.9 | 16.2 | 11.4 | 7.8 | 5.7 |
| CE | Trentola-Ducenta | 7.8 | 10.3 | 14.5 | 18.3 | 21.8 | 24.1 | 23.7 | 21.2 | 16.4 | 11.6 | 7.9 | 5.9 |
| CE | Vairano Patenora | 7.6 | 10.0 | 14.2 | 18.0 | 21.6 | 23.9 | 23.2 | 20.8 | 16.2 | 11.3 | 7.7 | 5.7 |
| CE | Villa Literno | 7.8 | 10.3 | 14.5 | 18.3 | 21.8 | 24.1 | 23.6 | 21.2 | 16.4 | 11.6 | 7.9 | 5.9 |
| NA | Acerra | 7.7 | 10.2 | 14.4 | 18.3 | 21.8 | 24.1 | 23.6 | 21.2 | 16.4 | 11.6 | 7.8 | 5.9 |
| NA | Afragola | 7.8 | 10.3 | 14.5 | 18.3 | 21.8 | 24.1 | 23.7 | 21.2 | 16.4 | 11.7 | 7.9 | 5.9 |
| NA | Arzano | 7.8 | 10.3 | 14.5 | 18.4 | 21.8 | 24.1 | 23.7 | 21.2 | 16.4 | 11.7 | 7.9 | 5.9 |
| NA | Bacoli | 7.9 | 10.5 | 14.7 | 18.6 | 22.0 | 24.2 | 23.9 | 21.4 | 16.6 | 11.9 | 8.0 | 6.1 |
| NA | Barano d'Ischia | 8.0 | 10.6 | 14.8 | 18.7 | 22.2 | 24.2 | 24.1 | 21.4 | 16.7 | 12.0 | 8.1 | 6.2 |
| NA | Boscoreale | 7.8 | 10.3 | 14.6 | 18.4 | 21.9 | 24.2 | 23.8 | 21.3 | 16.4 | 11.8 | 7.9 | 6.0 |
| NA | Boscotrecase | 7.8 | 10.3 | 14.6 | 18.4 | 21.8 | 24.2 | 23.8 | 21.3 | 16.4 | 11.8 | 7.9 | 6.0 |
| NA | Brusciano | 7.7 | 10.2 | 14.5 | 18.3 | 21.8 | 24.1 | 23.6 | 21.2 | 16.4 | 11.7 | 7.8 | 5.9 |
| NA | Caivano | 7.8 | 10.2 | 14.5 | 18.3 | 21.8 | 24.1 | 23.6 | 21.2 | 16.4 | 11.7 | 7.8 | 5.9 |
| NA | Calvizzano | 7.8 | 10.3 | 14.5 | 18.4 | 21.9 | 24.2 | 23.7 | 21.3 | 16.5 | 11.7 | 7.9 | 5.9 |
| NA | Capri | 8.0 | 10.6 | 14.8 | 18.7 | 22.1 | 24.3 | 24.1 | 21.5 | 16.6 | 12.1 | 8.1 | 6.3 |
| NA | Cardito | 7.8 | 10.2 | 14.5 | 18.3 | 21.8 | 24.1 | 23.6 | 21.2 | 16.4 | 11.7 | 7.8 | 5.9 |
| NA | Casalnuovo di Napoli | 7.7 | 10.2 | 14.5 | 18.3 | 21.8 | 24.1 | 23.7 | 21.2 | 16.4 | 11.7 | 7.8 | 5.9 |
| NA | Casandrino | 7.8 | 10.3 | 14.5 | 18.4 | 21.8 | 24.1 | 23.7 | 21.2 | 16.4 | 11.7 | 7.9 | 5.9 |
| NA | Casavatore | 7.8 | 10.3 | 14.5 | 18.4 | 21.9 | 24.2 | 23.7 | 21.2 | 16.4 | 11.7 | 7.9 | 5.9 |
| NA | Casoria | 7.8 | 10.3 | 14.5 | 18.4 | 21.9 | 24.2 | 23.7 | 21.2 | 16.4 | 11.7 | 7.9 | 5.9 |
| NA | Castellammare di Stabia | 7.8 | 10.3 | 14.6 | 18.5 | 21.9 | 24.2 | 23.8 | 21.3 | 16.5 | 11.9 | 7.9 | 6.0 |
| NA | Cercola | 7.8 | 10.3 | 14.5 | 18.4 | 21.8 | 24.2 | 23.7 | 21.2 | 16.4 | 11.7 | 7.9 | 5.9 |
| NA | Cicciano | 7.6 | 10.1 | 14.4 | 18.2 | 21.7 | 24.1 | 23.5 | 21.1 | 16.3 | 11.6 | 7.7 | 5.8 |
| NA | Crispano | 7.8 | 10.3 | 14.5 | 18.3 | 21.8 | 24.1 | 23.6 | 21.2 | 16.4 | 11.7 | 7.9 | 5.9 |
| NA | Ercolano | 7.8 | 10.3 | 14.6 | 18.4 | 21.9 | 24.2 | 23.8 | 21.3 | 16.5 | 11.8 | 7.9 | 6.0 |
| NA | Forio | 8.0 | 10.6 | 14.8 | 18.7 | 22.2 | 24.2 | 24.1 | 21.4 | 16.7 | 12.0 | 8.1 | 6.2 |
| NA | Frattamaggiore | 7.8 | 10.3 | 14.5 | 18.3 | 21.8 | 24.1 | 23.7 | 21.2 | 16.4 | 11.7 | 7.9 | 5.9 |
| NA | Frattaminore | 7.8 | 10.3 | 14.5 | 18.3 | 21.8 | 24.1 | 23.7 | 21.2 | 16.4 | 11.7 | 7.9 | 5.9 |
| NA | Giugliano in Campania | 7.8 | 10.3 | 14.5 | 18.4 | 21.9 | 24.1 | 23.7 | 21.2 | 16.5 | 11.7 | 7.9 | 5.9 |

| | | gen | feb | mar | apr | mag | giu | lug | ago | set | ott | nov | dic |
|----|------------------------|-----|------|------|------|------|------|------|------|------|------|-----|-----|
| NA | Gragnano | 7.8 | 10.3 | 14.6 | 18.5 | 21.9 | 24.2 | 23.8 | 21.3 | 16.5 | 11.9 | 7.9 | 6.0 |
| NA | Grumo Nevano | 7.8 | 10.3 | 14.5 | 18.3 | 21.8 | 24.1 | 23.7 | 21.2 | 16.4 | 11.7 | 7.9 | 5.9 |
| NA | Ischia | 8.0 | 10.6 | 14.8 | 18.6 | 22.1 | 24.2 | 24.0 | 21.4 | 16.7 | 11.9 | 8.1 | 6.2 |
| NA | Marano di Napoli | 7.8 | 10.3 | 14.5 | 18.4 | 21.9 | 24.2 | 23.8 | 21.3 | 16.5 | 11.7 | 7.9 | 6.0 |
| NA | Marigliano | 7.7 | 10.2 | 14.4 | 18.3 | 21.8 | 24.1 | 23.6 | 21.2 | 16.4 | 11.7 | 7.8 | 5.8 |
| NA | Massa Lubrense | 7.9 | 10.5 | 14.7 | 18.6 | 22.0 | 24.2 | 24.0 | 21.4 | 16.6 | 12.0 | 8.0 | 6.2 |
| NA | Melito di Napoli | 7.8 | 10.3 | 14.5 | 18.4 | 21.9 | 24.1 | 23.7 | 21.2 | 16.4 | 11.7 | 7.9 | 5.9 |
| NA | Monte di Procida | 7.9 | 10.5 | 14.7 | 18.6 | 22.0 | 24.2 | 23.9 | 21.4 | 16.6 | 11.9 | 8.0 | 6.1 |
| NA | Mugnano di Napoli | 7.8 | 10.3 | 14.5 | 18.4 | 21.9 | 24.1 | 23.7 | 21.2 | 16.5 | 11.7 | 7.9 | 5.9 |
| NA | Napoli | 7.8 | 10.3 | 14.6 | 18.4 | 21.9 | 24.2 | 23.8 | 21.3 | 16.5 | 11.8 | 7.9 | 6.0 |
| NA | Nola | 7.6 | 10.1 | 14.4 | 18.2 | 21.7 | 24.1 | 23.6 | 21.1 | 16.3 | 11.6 | 7.8 | 5.8 |
| NA | Ottaviano | 7.7 | 10.2 | 14.5 | 18.3 | 21.8 | 24.2 | 23.7 | 21.2 | 16.4 | 11.7 | 7.8 | 5.9 |
| NA | Palma Campania | 7.7 | 10.2 | 14.5 | 18.3 | 21.8 | 24.1 | 23.6 | 21.2 | 16.4 | 11.7 | 7.8 | 5.9 |
| NA | Piano di Sorrento | 7.9 | 10.4 | 14.7 | 18.6 | 22.0 | 24.2 | 23.9 | 21.4 | 16.5 | 12.0 | 8.0 | 6.1 |
| NA | Poggioreale | 7.7 | 10.2 | 14.5 | 18.3 | 21.8 | 24.2 | 23.7 | 21.2 | 16.4 | 11.8 | 7.9 | 5.9 |
| NA | Pollena Trocchia | 7.8 | 10.3 | 14.5 | 18.4 | 21.8 | 24.2 | 23.7 | 21.2 | 16.4 | 11.8 | 7.9 | 5.9 |
| NA | Pomigliano d'Arco | 7.7 | 10.2 | 14.5 | 18.3 | 21.8 | 24.1 | 23.6 | 21.2 | 16.4 | 11.7 | 7.8 | 5.9 |
| NA | Pompei | 7.8 | 10.3 | 14.6 | 18.4 | 21.9 | 24.2 | 23.8 | 21.3 | 16.4 | 11.9 | 7.9 | 6.0 |
| NA | Portici | 7.8 | 10.3 | 14.6 | 18.4 | 21.9 | 24.2 | 23.8 | 21.3 | 16.5 | 11.8 | 7.9 | 6.0 |
| NA | Pozzuoli | 7.9 | 10.4 | 14.6 | 18.5 | 22.0 | 24.2 | 23.9 | 21.3 | 16.6 | 11.8 | 8.0 | 6.0 |
| NA | Procida | 8.0 | 10.5 | 14.7 | 18.6 | 22.1 | 24.2 | 24.0 | 21.4 | 16.6 | 11.9 | 8.0 | 6.1 |
| NA | Qualiano | 7.8 | 10.3 | 14.5 | 18.4 | 21.9 | 24.2 | 23.7 | 21.3 | 16.5 | 11.7 | 7.9 | 5.9 |
| NA | Quarto | 7.9 | 10.4 | 14.6 | 18.4 | 21.9 | 24.2 | 23.8 | 21.3 | 16.5 | 11.8 | 8.0 | 6.0 |
| NA | San Giorgio a Cremano | 7.8 | 10.3 | 14.5 | 18.4 | 21.9 | 24.2 | 23.8 | 21.3 | 16.5 | 11.8 | 7.9 | 6.0 |
| NA | San Giuseppe Vesuviano | 7.7 | 10.2 | 14.5 | 18.3 | 21.8 | 24.2 | 23.7 | 21.2 | 16.4 | 11.8 | 7.8 | 5.9 |
| NA | Santa Maria la Carità | 7.8 | 10.3 | 14.6 | 18.4 | 21.9 | 24.2 | 23.8 | 21.3 | 16.4 | 11.9 | 7.9 | 6.0 |
| NA | Sant'Anastasia | 7.7 | 10.3 | 14.5 | 18.3 | 21.8 | 24.2 | 23.7 | 21.2 | 16.4 | 11.7 | 7.9 | 5.9 |
| NA | Sant'Antimo | 7.8 | 10.3 | 14.5 | 18.3 | 21.8 | 24.1 | 23.7 | 21.2 | 16.4 | 11.7 | 7.9 | 5.9 |
| NA | Sant'Antonio Abate | 7.8 | 10.3 | 14.6 | 18.4 | 21.8 | 24.2 | 23.8 | 21.3 | 16.4 | 11.9 | 7.9 | 6.0 |
| NA | Saviano | 7.6 | 10.2 | 14.4 | 18.3 | 21.7 | 24.1 | 23.6 | 21.2 | 16.3 | 11.7 | 7.8 | 5.8 |
| NA | Somma Vesuviana | 7.7 | 10.2 | 14.5 | 18.3 | 21.8 | 24.2 | 23.7 | 21.2 | 16.4 | 11.7 | 7.8 | 5.9 |
| NA | Sorrento | 7.9 | 10.5 | 14.7 | 18.6 | 22.0 | 24.2 | 24.0 | 21.4 | 16.6 | 12.0 | 8.0 | 6.1 |
| NA | Terzigno | 7.7 | 10.2 | 14.5 | 18.3 | 21.8 | 24.2 | 23.7 | 21.2 | 16.4 | 11.8 | 7.8 | 5.9 |
| NA | Torre Annunziata | 7.8 | 10.3 | 14.6 | 18.4 | 21.9 | 24.2 | 23.8 | 21.3 | 16.5 | 11.9 | 7.9 | 6.0 |
| NA | Torre del Greco | 7.8 | 10.3 | 14.6 | 18.4 | 21.9 | 24.2 | 23.8 | 21.3 | 16.5 | 11.8 | 7.9 | 6.0 |
| NA | Vico Equense | 7.9 | 10.4 | 14.7 | 18.5 | 21.9 | 24.2 | 23.9 | 21.3 | 16.5 | 12.0 | 8.0 | 6.1 |
| NA | Villaricca | 7.8 | 10.3 | 14.5 | 18.4 | 21.9 | 24.1 | 23.7 | 21.2 | 16.5 | 11.7 | 7.9 | 5.9 |
| NA | Volla | 7.8 | 10.3 | 14.5 | 18.4 | 21.8 | 24.2 | 23.7 | 21.2 | 16.4 | 11.7 | 7.9 | 5.9 |
| SA | Agropoli | 7.8 | 10.3 | 14.7 | 18.5 | 21.8 | 24.1 | 23.9 | 21.2 | 16.4 | 12.1 | 8.1 | 6.1 |
| SA | Albanella | 7.6 | 10.1 | 14.5 | 18.2 | 21.7 | 24.0 | 23.7 | 21.1 | 16.3 | 12.0 | 8.0 | 5.9 |
| SA | Altavilla Silentina | 7.6 | 10.1 | 14.5 | 18.2 | 21.7 | 24.0 | 23.6 | 21.1 | 16.3 | 11.9 | 7.9 | 5.9 |
| SA | Angri | 7.7 | 10.3 | 14.6 | 18.4 | 21.8 | 24.2 | 23.8 | 21.2 | 16.4 | 11.9 | 7.9 | 6.0 |
| SA | Ascea | 7.8 | 10.4 | 14.7 | 18.5 | 21.8 | 24.1 | 23.8 | 21.2 | 16.5 | 12.2 | 8.2 | 6.2 |
| SA | Baronissi | 7.6 | 10.1 | 14.5 | 18.3 | 21.7 | 24.1 | 23.7 | 21.1 | 16.3 | 11.8 | 7.8 | 5.9 |
| SA | Battipaglia | 7.6 | 10.1 | 14.5 | 18.2 | 21.7 | 24.1 | 23.7 | 21.1 | 16.3 | 11.9 | 7.9 | 5.9 |
| SA | Bellizzi | 7.6 | 10.1 | 14.5 | 18.3 | 21.7 | 24.1 | 23.7 | 21.1 | 16.3 | 11.9 | 7.9 | 5.9 |
| SA | Buccino | 7.4 | 10.0 | 14.4 | 18.0 | 21.6 | 23.9 | 23.5 | 21.0 | 16.2 | 11.8 | 7.9 | 5.8 |
| SA | Camerota | 7.8 | 10.4 | 14.7 | 18.5 | 21.8 | 24.1 | 23.8 | 21.2 | 16.5 | 12.3 | 8.2 | 6.2 |
| SA | Campagna | 7.5 | 10.1 | 14.5 | 18.1 | 21.7 | 24.0 | 23.6 | 21.0 | 16.3 | 11.8 | 7.8 | 5.8 |
| SA | Capaccio | 7.7 | 10.2 | 14.6 | 18.3 | 21.7 | 24.0 | 23.7 | 21.1 | 16.4 | 12.0 | 8.0 | 6.0 |

| | | gen | feb | mar | apr | mag | giu | lug | ago | set | ott | nov | dic |
|----|----------------------------|-----|------|------|------|------|------|------|------|------|------|-----|-----|
| SA | Castel San Giorgio | 7.6 | 10.2 | 14.5 | 18.3 | 21.7 | 24.1 | 23.7 | 21.2 | 16.4 | 11.8 | 7.8 | 5.9 |
| SA | Castellabate | 7.9 | 10.4 | 14.8 | 18.6 | 21.9 | 24.1 | 23.9 | 21.3 | 16.5 | 12.2 | 8.1 | 6.2 |
| SA | Cava de' Tirreni | 7.7 | 10.2 | 14.5 | 18.3 | 21.8 | 24.2 | 23.7 | 21.2 | 16.4 | 11.9 | 7.9 | 5.9 |
| SA | Eboli | 7.6 | 10.1 | 14.5 | 18.2 | 21.7 | 24.0 | 23.6 | 21.1 | 16.3 | 11.9 | 7.9 | 5.9 |
| SA | Fisciano | 7.6 | 10.1 | 14.5 | 18.2 | 21.7 | 24.1 | 23.6 | 21.1 | 16.3 | 11.8 | 7.8 | 5.9 |
| SA | Giffoni Valle Piana | 7.5 | 10.1 | 14.5 | 18.2 | 21.7 | 24.1 | 23.6 | 21.1 | 16.3 | 11.8 | 7.8 | 5.8 |
| SA | Mercato San Severino | 7.6 | 10.1 | 14.5 | 18.3 | 21.7 | 24.1 | 23.6 | 21.1 | 16.3 | 11.8 | 7.8 | 5.9 |
| SA | Montecorvino Rovella | 7.5 | 10.1 | 14.5 | 18.2 | 21.7 | 24.1 | 23.6 | 21.1 | 16.3 | 11.8 | 7.8 | 5.8 |
| SA | Montesano sulla Marcellana | 7.5 | 10.1 | 14.4 | 18.0 | 21.5 | 23.8 | 23.4 | 21.1 | 16.3 | 12.0 | 8.1 | 6.0 |
| SA | Nocera Inferiore | 7.7 | 10.2 | 14.5 | 18.3 | 21.8 | 24.2 | 23.7 | 21.2 | 16.4 | 11.8 | 7.8 | 5.9 |
| SA | Nocera Superiore | 7.7 | 10.2 | 14.5 | 18.3 | 21.8 | 24.1 | 23.7 | 21.2 | 16.4 | 11.8 | 7.8 | 5.9 |
| SA | Padula | 7.5 | 10.1 | 14.4 | 18.0 | 21.5 | 23.8 | 23.4 | 21.0 | 16.3 | 12.0 | 8.1 | 6.0 |
| SA | Pagani | 7.7 | 10.2 | 14.5 | 18.3 | 21.8 | 24.2 | 23.7 | 21.2 | 16.4 | 11.8 | 7.9 | 5.9 |
| SA | Polla | 7.4 | 10.0 | 14.4 | 18.0 | 21.6 | 23.8 | 23.4 | 21.0 | 16.2 | 11.9 | 8.0 | 5.9 |
| SA | Pontecagnano Faiano | 7.6 | 10.2 | 14.5 | 18.3 | 21.7 | 24.1 | 23.7 | 21.1 | 16.3 | 11.9 | 7.9 | 5.9 |
| SA | Rocccadaspide | 7.6 | 10.1 | 14.5 | 18.2 | 21.7 | 24.0 | 23.6 | 21.1 | 16.3 | 12.0 | 8.0 | 5.9 |
| SA | Sala Consilina | 7.4 | 10.1 | 14.4 | 18.0 | 21.5 | 23.8 | 23.4 | 21.0 | 16.3 | 11.9 | 8.0 | 5.9 |
| SA | Salerno | 7.7 | 10.2 | 14.5 | 18.3 | 21.8 | 24.1 | 23.7 | 21.2 | 16.4 | 11.9 | 7.9 | 5.9 |
| SA | Sapri | 7.6 | 10.2 | 14.5 | 18.2 | 21.6 | 24.0 | 23.5 | 21.2 | 16.4 | 12.1 | 8.2 | 6.1 |
| SA | Sarno | 7.7 | 10.2 | 14.5 | 18.3 | 21.8 | 24.1 | 23.6 | 21.2 | 16.4 | 11.8 | 7.8 | 5.9 |
| SA | Scafati | 7.8 | 10.3 | 14.6 | 18.4 | 21.8 | 24.2 | 23.8 | 21.2 | 16.4 | 11.8 | 7.9 | 6.0 |
| SA | Vallo della Lucania | 7.7 | 10.3 | 14.6 | 18.3 | 21.7 | 24.0 | 23.7 | 21.2 | 16.4 | 12.1 | 8.1 | 6.1 |

PUGLIA

| | | | | | | | | | | | | | |
|----|-----------------------|-----|------|------|------|------|------|------|------|------|------|-----|-----|
| BA | Acquaviva delle Fonti | 7.3 | 10.4 | 14.7 | 18.1 | 21.7 | 24.0 | 24.1 | 21.1 | 16.4 | 11.9 | 8.1 | 6.3 |
| BA | Adelfia | 7.3 | 10.3 | 14.8 | 18.0 | 21.7 | 24.0 | 24.1 | 21.0 | 16.4 | 11.9 | 8.1 | 6.2 |
| BA | Alberobello | 7.3 | 10.5 | 14.9 | 18.2 | 21.7 | 24.1 | 24.2 | 21.0 | 16.6 | 12.1 | 8.1 | 6.3 |
| BA | Altamura | 7.3 | 10.4 | 14.6 | 18.0 | 21.7 | 23.8 | 23.9 | 21.2 | 16.4 | 11.9 | 8.1 | 6.3 |
| BA | Andria | 7.2 | 10.3 | 14.8 | 18.0 | 21.8 | 24.0 | 23.9 | 21.0 | 16.3 | 11.7 | 8.0 | 6.1 |
| BA | Bari | 7.2 | 10.2 | 14.8 | 18.0 | 21.7 | 24.1 | 24.1 | 21.0 | 16.4 | 11.8 | 8.1 | 6.2 |
| BA | Barletta | 7.2 | 10.3 | 14.8 | 18.0 | 21.8 | 24.0 | 23.9 | 21.0 | 16.2 | 11.7 | 8.0 | 6.1 |
| BA | Bisceglie | 7.2 | 10.2 | 14.8 | 18.0 | 21.7 | 24.0 | 24.0 | 21.0 | 16.3 | 11.7 | 8.1 | 6.2 |
| BA | Bitonto | 7.3 | 10.2 | 14.8 | 18.0 | 21.7 | 24.0 | 24.1 | 21.0 | 16.4 | 11.8 | 8.1 | 6.2 |
| BA | Canosa di Puglia | 7.2 | 10.3 | 14.8 | 18.0 | 21.8 | 24.0 | 23.8 | 21.1 | 16.2 | 11.6 | 8.0 | 6.1 |
| BA | Capurso | 7.3 | 10.3 | 14.8 | 18.0 | 21.7 | 24.1 | 24.1 | 21.0 | 16.5 | 11.9 | 8.1 | 6.2 |
| BA | Casamassima | 7.3 | 10.3 | 14.8 | 18.1 | 21.7 | 24.0 | 24.1 | 21.0 | 16.5 | 11.9 | 8.1 | 6.2 |
| BA | Cassano delle Murge | 7.3 | 10.4 | 14.7 | 18.0 | 21.7 | 23.9 | 24.0 | 21.1 | 16.4 | 11.9 | 8.1 | 6.3 |
| BA | Castellana Grotte | 7.3 | 10.4 | 14.9 | 18.1 | 21.7 | 24.1 | 24.2 | 21.0 | 16.6 | 12.0 | 8.1 | 6.3 |
| BA | Conversano | 7.3 | 10.3 | 14.9 | 18.1 | 21.7 | 24.1 | 24.2 | 21.0 | 16.5 | 12.0 | 8.1 | 6.2 |
| BA | Corato | 7.2 | 10.3 | 14.7 | 18.0 | 21.7 | 24.0 | 23.9 | 21.0 | 16.3 | 11.7 | 8.1 | 6.2 |
| BA | Gioia del Colle | 7.4 | 10.5 | 14.8 | 18.1 | 21.7 | 24.0 | 24.1 | 21.1 | 16.5 | 12.0 | 8.1 | 6.3 |
| BA | Giovinazzo | 7.2 | 10.2 | 14.8 | 18.0 | 21.7 | 24.1 | 24.1 | 21.0 | 16.4 | 11.8 | 8.1 | 6.2 |
| BA | Gravina in Puglia | 7.3 | 10.3 | 14.6 | 18.0 | 21.7 | 23.8 | 23.8 | 21.2 | 16.3 | 11.8 | 8.1 | 6.2 |
| BA | Grumo Appula | 7.3 | 10.3 | 14.7 | 18.0 | 21.7 | 24.0 | 24.0 | 21.0 | 16.4 | 11.8 | 8.1 | 6.2 |
| BA | Locorotondo | 7.3 | 10.5 | 15.0 | 18.2 | 21.7 | 24.1 | 24.2 | 21.0 | 16.7 | 12.2 | 8.2 | 6.3 |
| BA | Minervino Murge | 7.2 | 10.2 | 14.7 | 18.0 | 21.8 | 23.9 | 23.8 | 21.1 | 16.2 | 11.7 | 8.0 | 6.1 |
| BA | Modugno | 7.3 | 10.3 | 14.8 | 18.0 | 21.7 | 24.0 | 24.1 | 21.0 | 16.4 | 11.8 | 8.1 | 6.2 |
| BA | Mola di Bari | 7.2 | 10.2 | 14.9 | 18.1 | 21.7 | 24.1 | 24.2 | 20.9 | 16.5 | 11.9 | 8.1 | 6.2 |
| BA | Molfetta | 7.2 | 10.2 | 14.8 | 18.0 | 21.7 | 24.0 | 24.0 | 21.0 | 16.3 | 11.8 | 8.1 | 6.2 |

RADIAZIONE GLOBALE AL SUOLO (MJ / m² giorno)
1999

| | | gen | feb | mar | apr | mag | giu | lug | ago | set | ott | nov | dic |
|----|--------------------------|-----|------|------|------|------|------|------|------|------|------|-----|-----|
| BA | Monopoli | 7.3 | 10.3 | 15.0 | 18.1 | 21.7 | 24.2 | 24.2 | 20.9 | 16.6 | 12.1 | 8.1 | 6.2 |
| BA | Noci | 7.3 | 10.5 | 14.9 | 18.1 | 21.7 | 24.1 | 24.1 | 21.0 | 16.6 | 12.1 | 8.1 | 6.3 |
| BA | Noicattaro | 7.3 | 10.3 | 14.8 | 18.1 | 21.7 | 24.1 | 24.1 | 21.0 | 16.5 | 11.9 | 8.1 | 6.2 |
| BA | Palo del Colle | 7.3 | 10.3 | 14.7 | 18.0 | 21.7 | 24.0 | 24.0 | 21.0 | 16.4 | 11.8 | 8.1 | 6.2 |
| BA | Polignano a Mare | 7.3 | 10.3 | 15.0 | 18.1 | 21.7 | 24.2 | 24.2 | 20.9 | 16.6 | 12.0 | 8.1 | 6.2 |
| BA | Putignano | 7.3 | 10.4 | 14.9 | 18.1 | 21.7 | 24.1 | 24.1 | 21.0 | 16.6 | 12.0 | 8.1 | 6.3 |
| BA | Rutigliano | 7.3 | 10.3 | 14.8 | 18.1 | 21.7 | 24.1 | 24.1 | 21.0 | 16.5 | 11.9 | 8.1 | 6.2 |
| BA | Ruvo di Puglia | 7.3 | 10.3 | 14.7 | 18.0 | 21.7 | 24.0 | 24.0 | 21.0 | 16.3 | 11.7 | 8.1 | 6.2 |
| BA | Sammichele di Bari | 7.3 | 10.4 | 14.8 | 18.1 | 21.7 | 24.0 | 24.1 | 21.0 | 16.5 | 12.0 | 8.1 | 6.3 |
| BA | Sannicandro di Bari | 7.3 | 10.3 | 14.7 | 18.0 | 21.7 | 24.0 | 24.1 | 21.0 | 16.4 | 11.9 | 8.1 | 6.2 |
| BA | Santeramo in Colle | 7.4 | 10.4 | 14.7 | 18.1 | 21.7 | 23.9 | 24.0 | 21.1 | 16.4 | 11.9 | 8.1 | 6.3 |
| BA | Spinazzola | 7.3 | 10.2 | 14.6 | 18.0 | 21.7 | 23.8 | 23.7 | 21.1 | 16.2 | 11.7 | 8.0 | 6.1 |
| BA | Terlizzi | 7.3 | 10.3 | 14.7 | 18.0 | 21.7 | 24.0 | 24.0 | 21.0 | 16.3 | 11.8 | 8.1 | 6.2 |
| BA | Toritto | 7.3 | 10.3 | 14.7 | 18.0 | 21.7 | 24.0 | 24.0 | 21.1 | 16.4 | 11.8 | 8.1 | 6.2 |
| BA | Trani | 7.2 | 10.3 | 14.8 | 18.0 | 21.7 | 24.0 | 24.0 | 21.0 | 16.3 | 11.7 | 8.1 | 6.1 |
| BA | Triggiano | 7.3 | 10.3 | 14.8 | 18.0 | 21.7 | 24.1 | 24.1 | 21.0 | 16.5 | 11.9 | 8.1 | 6.2 |
| BA | Turi | 7.3 | 10.4 | 14.8 | 18.1 | 21.7 | 24.1 | 24.1 | 21.0 | 16.5 | 12.0 | 8.1 | 6.3 |
| BA | Valenzano | 7.3 | 10.3 | 14.8 | 18.0 | 21.7 | 24.1 | 24.1 | 21.0 | 16.4 | 11.9 | 8.1 | 6.2 |
| BR | Brindisi | 7.3 | 10.6 | 15.2 | 18.4 | 21.8 | 24.3 | 24.3 | 21.1 | 16.9 | 12.5 | 8.1 | 6.3 |
| BR | Carovigno | 7.3 | 10.5 | 15.1 | 18.3 | 21.7 | 24.2 | 24.3 | 21.0 | 16.8 | 12.3 | 8.1 | 6.3 |
| BR | Ceglie Messapica | 7.3 | 10.6 | 15.1 | 18.3 | 21.7 | 24.2 | 24.2 | 21.0 | 16.7 | 12.3 | 8.2 | 6.3 |
| BR | Cisternino | 7.3 | 10.5 | 15.0 | 18.2 | 21.7 | 24.2 | 24.2 | 21.0 | 16.7 | 12.2 | 8.1 | 6.3 |
| BR | Fasano | 7.3 | 10.4 | 15.0 | 18.2 | 21.7 | 24.2 | 24.2 | 21.0 | 16.7 | 12.2 | 8.1 | 6.3 |
| BR | Francavilla Fontana | 7.4 | 10.7 | 15.1 | 18.4 | 21.8 | 24.2 | 24.2 | 21.1 | 16.8 | 12.4 | 8.2 | 6.3 |
| BR | Latiano | 7.3 | 10.7 | 15.1 | 18.4 | 21.8 | 24.2 | 24.3 | 21.1 | 16.8 | 12.4 | 8.2 | 6.3 |
| BR | Mesagne | 7.3 | 10.6 | 15.2 | 18.4 | 21.8 | 24.3 | 24.3 | 21.1 | 16.9 | 12.4 | 8.1 | 6.3 |
| BR | Oria | 7.4 | 10.7 | 15.1 | 18.4 | 21.8 | 24.2 | 24.3 | 21.1 | 16.8 | 12.4 | 8.2 | 6.3 |
| BR | Ostuni | 7.3 | 10.5 | 15.1 | 18.3 | 21.7 | 24.2 | 24.3 | 21.0 | 16.7 | 12.3 | 8.1 | 6.3 |
| BR | San Michele Salentino | 7.3 | 10.6 | 15.1 | 18.4 | 21.7 | 24.2 | 24.3 | 21.1 | 16.8 | 12.3 | 8.2 | 6.3 |
| BR | San Pancrazio Salentino | 7.4 | 10.7 | 15.2 | 18.5 | 21.8 | 24.3 | 24.3 | 21.2 | 16.9 | 12.5 | 8.2 | 6.4 |
| BR | San Pietro Vernotico | 7.3 | 10.7 | 15.2 | 18.5 | 21.8 | 24.3 | 24.3 | 21.2 | 16.9 | 12.5 | 8.1 | 6.3 |
| BR | San Vito dei Normanni | 7.3 | 10.6 | 15.1 | 18.4 | 21.7 | 24.2 | 24.3 | 21.1 | 16.8 | 12.4 | 8.1 | 6.3 |
| BR | Torre Santa Susanna | 7.4 | 10.7 | 15.1 | 18.5 | 21.8 | 24.2 | 24.3 | 21.2 | 16.9 | 12.4 | 8.2 | 6.3 |
| BR | Villa Castelli | 7.4 | 10.7 | 15.1 | 18.3 | 21.7 | 24.2 | 24.2 | 21.1 | 16.8 | 12.3 | 8.2 | 6.3 |
| FG | Apricena | 7.2 | 10.1 | 15.0 | 18.1 | 21.9 | 24.2 | 23.8 | 20.8 | 16.2 | 11.2 | 7.5 | 5.7 |
| FG | Ascoli Satriano | 7.2 | 10.1 | 14.7 | 18.0 | 21.8 | 23.9 | 23.6 | 21.0 | 16.2 | 11.5 | 7.8 | 5.9 |
| FG | Cagnano Varano | 7.2 | 10.2 | 15.1 | 18.0 | 21.8 | 24.2 | 23.9 | 20.9 | 16.2 | 11.4 | 7.7 | 5.7 |
| FG | Carapelle | 7.2 | 10.2 | 14.8 | 18.0 | 21.9 | 24.0 | 23.7 | 21.0 | 16.2 | 11.5 | 7.8 | 5.9 |
| FG | Cerignola | 7.2 | 10.2 | 14.8 | 18.0 | 21.8 | 24.0 | 23.8 | 21.1 | 16.2 | 11.6 | 7.9 | 6.0 |
| FG | Foggia | 7.2 | 10.2 | 14.8 | 18.0 | 21.9 | 24.1 | 23.7 | 21.0 | 16.2 | 11.4 | 7.7 | 5.9 |
| FG | Lesina | 7.2 | 10.1 | 15.0 | 18.1 | 21.8 | 24.2 | 23.8 | 20.8 | 16.2 | 11.1 | 7.5 | 5.7 |
| FG | Lucera | 7.2 | 10.1 | 14.8 | 18.1 | 21.9 | 24.1 | 23.6 | 20.9 | 16.2 | 11.2 | 7.5 | 5.8 |
| FG | Manfredonia | 7.2 | 10.3 | 15.0 | 18.0 | 21.8 | 24.2 | 23.9 | 20.9 | 16.2 | 11.5 | 7.8 | 5.9 |
| FG | Margherita di Savoia | 7.2 | 10.3 | 14.9 | 18.0 | 21.8 | 24.1 | 23.9 | 21.0 | 16.2 | 11.6 | 8.0 | 6.0 |
| FG | Mattinata | 7.2 | 10.2 | 15.1 | 18.0 | 21.8 | 24.2 | 24.0 | 20.9 | 16.2 | 11.5 | 7.9 | 5.8 |
| FG | Monte Sant'Angelo | 7.2 | 10.2 | 15.0 | 18.0 | 21.8 | 24.2 | 23.9 | 20.9 | 16.2 | 11.5 | 7.8 | 5.8 |
| FG | Orta Nova | 7.2 | 10.2 | 14.8 | 18.0 | 21.9 | 24.0 | 23.7 | 21.0 | 16.2 | 11.5 | 7.8 | 6.0 |
| FG | San Ferdinando di Puglia | 7.2 | 10.3 | 14.8 | 18.0 | 21.8 | 24.0 | 23.9 | 21.0 | 16.2 | 11.6 | 8.0 | 6.1 |
| FG | San Giovanni Rotondo | 7.2 | 10.2 | 15.0 | 18.0 | 21.9 | 24.2 | 23.9 | 20.9 | 16.2 | 11.4 | 7.7 | 5.8 |

RADIAZIONE GLOBALE AL SUOLO (MJ / m² giorno)
1999

| | | gen | feb | mar | apr | mag | giu | lug | ago | set | ott | nov | dic |
|----|-----------------------|-----|------|------|------|------|------|------|------|------|------|-----|-----|
| FG | San Marco in Lamis | 7.2 | 10.2 | 15.0 | 18.1 | 21.9 | 24.2 | 23.9 | 20.9 | 16.2 | 11.3 | 7.7 | 5.8 |
| FG | San Severo | 7.2 | 10.1 | 14.9 | 18.1 | 21.9 | 24.2 | 23.7 | 20.9 | 16.2 | 11.2 | 7.5 | 5.8 |
| FG | Sannicandro Garganico | 7.2 | 10.2 | 15.0 | 18.1 | 21.8 | 24.2 | 23.9 | 20.8 | 16.2 | 11.3 | 7.6 | 5.7 |
| FG | Serracapriola | 7.2 | 10.0 | 14.9 | 18.1 | 21.8 | 24.2 | 23.7 | 20.8 | 16.2 | 11.0 | 7.4 | 5.7 |
| FG | Stornarella | 7.2 | 10.2 | 14.7 | 18.0 | 21.8 | 23.9 | 23.7 | 21.1 | 16.2 | 11.5 | 7.8 | 6.0 |
| FG | Torremaggiore | 7.2 | 10.1 | 14.9 | 18.1 | 21.9 | 24.2 | 23.7 | 20.9 | 16.2 | 11.1 | 7.5 | 5.8 |
| FG | Trinitapoli | 7.2 | 10.3 | 14.8 | 18.0 | 21.8 | 24.0 | 23.9 | 21.0 | 16.2 | 11.6 | 8.0 | 6.0 |
| FG | Troia | 7.2 | 10.1 | 14.7 | 18.1 | 21.8 | 24.1 | 23.6 | 21.0 | 16.2 | 11.3 | 7.6 | 5.9 |
| FG | Vico del Gargano | 7.2 | 10.2 | 15.1 | 18.0 | 21.8 | 24.3 | 24.0 | 20.8 | 16.2 | 11.5 | 7.8 | 5.7 |
| FG | Vieste | 7.2 | 10.2 | 15.1 | 18.0 | 21.8 | 24.3 | 24.1 | 20.9 | 16.2 | 11.6 | 7.9 | 5.8 |
| LE | Andrano | 7.5 | 11.0 | 15.2 | 18.9 | 22.0 | 24.3 | 24.3 | 21.4 | 17.0 | 12.6 | 8.2 | 6.5 |
| LE | Campi Salentina | 7.3 | 10.7 | 15.2 | 18.5 | 21.8 | 24.3 | 24.3 | 21.2 | 16.9 | 12.5 | 8.1 | 6.3 |
| LE | Carmiano | 7.4 | 10.8 | 15.2 | 18.6 | 21.8 | 24.3 | 24.3 | 21.3 | 17.0 | 12.5 | 8.2 | 6.4 |
| LE | Casarano | 7.6 | 11.0 | 15.2 | 18.8 | 21.9 | 24.3 | 24.3 | 21.4 | 17.0 | 12.6 | 8.2 | 6.5 |
| LE | Copertino | 7.4 | 10.8 | 15.2 | 18.6 | 21.8 | 24.3 | 24.3 | 21.3 | 17.0 | 12.5 | 8.2 | 6.4 |
| LE | Gagliano del Capo | 7.7 | 11.1 | 15.2 | 19.0 | 22.1 | 24.3 | 24.4 | 21.5 | 17.1 | 12.7 | 8.2 | 6.6 |
| LE | Galatina | 7.4 | 10.9 | 15.2 | 18.7 | 21.9 | 24.3 | 24.3 | 21.3 | 17.0 | 12.6 | 8.2 | 6.4 |
| LE | Galatone | 7.5 | 10.9 | 15.2 | 18.7 | 21.9 | 24.3 | 24.3 | 21.4 | 17.0 | 12.6 | 8.2 | 6.4 |
| LE | Gallipoli | 7.6 | 11.0 | 15.2 | 18.8 | 21.9 | 24.3 | 24.3 | 21.4 | 17.0 | 12.6 | 8.2 | 6.5 |
| LE | Lecce | 7.3 | 10.7 | 15.2 | 18.6 | 21.8 | 24.3 | 24.3 | 21.3 | 17.0 | 12.5 | 8.1 | 6.4 |
| LE | Lequile | 7.4 | 10.8 | 15.2 | 18.6 | 21.8 | 24.3 | 24.3 | 21.3 | 17.0 | 12.5 | 8.2 | 6.4 |
| LE | Leverano | 7.4 | 10.8 | 15.2 | 18.6 | 21.8 | 24.3 | 24.3 | 21.3 | 17.0 | 12.5 | 8.2 | 6.4 |
| LE | Maglie | 7.5 | 10.9 | 15.2 | 18.8 | 21.9 | 24.3 | 24.3 | 21.4 | 17.0 | 12.6 | 8.2 | 6.4 |
| LE | Matino | 7.6 | 11.0 | 15.2 | 18.8 | 21.9 | 24.3 | 24.3 | 21.4 | 17.0 | 12.6 | 8.2 | 6.5 |
| LE | Melendugno | 7.4 | 10.8 | 15.2 | 18.6 | 21.9 | 24.3 | 24.3 | 21.3 | 17.0 | 12.6 | 8.2 | 6.4 |
| LE | Monteroni di Lecce | 7.4 | 10.8 | 15.2 | 18.6 | 21.8 | 24.3 | 24.3 | 21.3 | 17.0 | 12.5 | 8.2 | 6.4 |
| LE | Nardò | 7.5 | 10.9 | 15.2 | 18.7 | 21.9 | 24.3 | 24.3 | 21.3 | 17.0 | 12.5 | 8.2 | 6.4 |
| LE | Otranto | 7.4 | 10.9 | 15.2 | 18.7 | 21.9 | 24.3 | 24.3 | 21.4 | 17.0 | 12.6 | 8.2 | 6.4 |
| LE | Parabita | 7.5 | 10.9 | 15.2 | 18.8 | 21.9 | 24.3 | 24.3 | 21.4 | 17.0 | 12.6 | 8.2 | 6.5 |
| LE | Poggiardo | 7.5 | 10.9 | 15.2 | 18.8 | 22.0 | 24.3 | 24.3 | 21.4 | 17.0 | 12.6 | 8.2 | 6.5 |
| LE | Presicce | 7.6 | 11.0 | 15.2 | 18.9 | 22.0 | 24.3 | 24.3 | 21.5 | 17.0 | 12.6 | 8.2 | 6.6 |
| LE | Ruffano | 7.6 | 11.0 | 15.2 | 18.9 | 22.0 | 24.3 | 24.3 | 21.4 | 17.0 | 12.6 | 8.2 | 6.5 |
| LE | Sannicola | 7.5 | 10.9 | 15.2 | 18.8 | 21.9 | 24.3 | 24.3 | 21.4 | 17.0 | 12.6 | 8.2 | 6.5 |
| LE | Scorrano | 7.5 | 10.9 | 15.2 | 18.8 | 21.9 | 24.3 | 24.3 | 21.4 | 17.0 | 12.6 | 8.2 | 6.5 |
| LE | Squinzano | 7.3 | 10.7 | 15.2 | 18.5 | 21.8 | 24.3 | 24.3 | 21.2 | 16.9 | 12.5 | 8.1 | 6.3 |
| LE | Surbo | 7.3 | 10.7 | 15.2 | 18.5 | 21.8 | 24.3 | 24.3 | 21.3 | 17.0 | 12.5 | 8.1 | 6.3 |
| LE | Taurisano | 7.6 | 11.0 | 15.2 | 18.9 | 22.0 | 24.3 | 24.3 | 21.4 | 17.0 | 12.6 | 8.2 | 6.5 |
| LE | Taviano | 7.6 | 11.0 | 15.2 | 18.8 | 21.9 | 24.3 | 24.3 | 21.4 | 17.0 | 12.6 | 8.2 | 6.5 |
| LE | Trepuzzi | 7.3 | 10.7 | 15.2 | 18.5 | 21.8 | 24.3 | 24.3 | 21.3 | 17.0 | 12.5 | 8.1 | 6.3 |
| LE | Tricase | 7.6 | 11.0 | 15.2 | 18.9 | 22.0 | 24.3 | 24.4 | 21.5 | 17.0 | 12.6 | 8.2 | 6.5 |
| LE | Ugento | 7.6 | 11.0 | 15.2 | 18.9 | 22.0 | 24.3 | 24.3 | 21.4 | 17.1 | 12.6 | 8.2 | 6.6 |
| LE | Veglie | 7.4 | 10.8 | 15.2 | 18.6 | 21.8 | 24.3 | 24.3 | 21.3 | 17.0 | 12.5 | 8.2 | 6.4 |
| TA | Avetrana | 7.4 | 10.8 | 15.2 | 18.6 | 21.8 | 24.2 | 24.3 | 21.2 | 16.9 | 12.5 | 8.2 | 6.4 |
| TA | Castellaneta | 7.4 | 10.6 | 14.8 | 18.2 | 21.7 | 23.9 | 24.0 | 21.2 | 16.6 | 12.1 | 8.2 | 6.3 |
| TA | Crispiano | 7.4 | 10.7 | 14.9 | 18.3 | 21.7 | 24.1 | 24.2 | 21.1 | 16.7 | 12.2 | 8.2 | 6.3 |
| TA | Ginosa | 7.5 | 10.6 | 14.7 | 18.1 | 21.7 | 23.8 | 23.9 | 21.2 | 16.5 | 12.0 | 8.2 | 6.4 |
| TA | Grottaglie | 7.4 | 10.7 | 15.0 | 18.4 | 21.7 | 24.2 | 24.2 | 21.1 | 16.8 | 12.3 | 8.2 | 6.4 |
| TA | Laterza | 7.4 | 10.6 | 14.7 | 18.1 | 21.7 | 23.9 | 23.9 | 21.2 | 16.5 | 12.0 | 8.2 | 6.3 |
| TA | Lizzano | 7.5 | 10.8 | 15.1 | 18.5 | 21.7 | 24.2 | 24.2 | 21.2 | 16.9 | 12.4 | 8.2 | 6.4 |

RADIAZIONE GLOBALE AL SUOLO (MJ / m² giorno)
1999

| | | gen | feb | mar | apr | mag | giu | lug | ago | set | ott | nov | dic |
|----|-----------------------------|-----|------|------|------|------|------|------|------|------|------|-----|-----|
| TA | Manduria | 7.4 | 10.8 | 15.1 | 18.5 | 21.8 | 24.2 | 24.3 | 21.2 | 16.9 | 12.4 | 8.2 | 6.4 |
| TA | Martina Franca | 7.3 | 10.6 | 15.0 | 18.2 | 21.7 | 24.1 | 24.2 | 21.0 | 16.7 | 12.2 | 8.2 | 6.3 |
| TA | Maruggio | 7.5 | 10.9 | 15.1 | 18.5 | 21.8 | 24.2 | 24.2 | 21.2 | 16.9 | 12.4 | 8.3 | 6.4 |
| TA | Massafra | 7.4 | 10.7 | 14.9 | 18.2 | 21.7 | 24.0 | 24.1 | 21.1 | 16.7 | 12.2 | 8.2 | 6.4 |
| TA | Mottola | 7.4 | 10.6 | 14.8 | 18.2 | 21.7 | 24.0 | 24.1 | 21.1 | 16.6 | 12.1 | 8.2 | 6.3 |
| TA | Palagianò | 7.4 | 10.7 | 14.8 | 18.2 | 21.7 | 24.0 | 24.1 | 21.1 | 16.6 | 12.1 | 8.2 | 6.4 |
| TA | Pulsano | 7.5 | 10.9 | 15.0 | 18.4 | 21.7 | 24.1 | 24.2 | 21.2 | 16.9 | 12.3 | 8.3 | 6.4 |
| TA | San Giorgio Jonico | 7.4 | 10.8 | 15.0 | 18.4 | 21.7 | 24.1 | 24.2 | 21.1 | 16.8 | 12.3 | 8.2 | 6.4 |
| TA | San Marzano di San Giuseppe | 7.4 | 10.8 | 15.1 | 18.4 | 21.7 | 24.2 | 24.2 | 21.1 | 16.8 | 12.4 | 8.2 | 6.4 |
| TA | Sava | 7.4 | 10.8 | 15.1 | 18.5 | 21.8 | 24.2 | 24.2 | 21.2 | 16.9 | 12.4 | 8.2 | 6.4 |
| TA | Taranto | 7.5 | 10.8 | 15.0 | 18.3 | 21.7 | 24.1 | 24.2 | 21.2 | 16.8 | 12.3 | 8.2 | 6.4 |

BASILICATA

| | | | | | | | | | | | | | |
|----|----------------------|-----|------|------|------|------|------|------|------|------|------|-----|-----|
| MT | Bernalda | 7.6 | 10.7 | 14.6 | 18.2 | 21.6 | 23.8 | 23.8 | 21.3 | 16.6 | 12.1 | 8.2 | 6.4 |
| MT | Ferrandina | 7.5 | 10.5 | 14.5 | 18.1 | 21.6 | 23.7 | 23.6 | 21.3 | 16.4 | 12.0 | 8.1 | 6.3 |
| MT | Grassano | 7.4 | 10.3 | 14.5 | 18.0 | 21.6 | 23.7 | 23.6 | 21.2 | 16.3 | 11.9 | 8.1 | 6.2 |
| MT | Irsina | 7.3 | 10.3 | 14.5 | 18.0 | 21.7 | 23.7 | 23.6 | 21.2 | 16.3 | 11.8 | 8.1 | 6.2 |
| MT | Matera | 7.4 | 10.5 | 14.6 | 18.1 | 21.7 | 23.8 | 23.8 | 21.2 | 16.4 | 11.9 | 8.1 | 6.3 |
| MT | Montalbano Jonico | 7.6 | 10.7 | 14.6 | 18.2 | 21.6 | 23.7 | 23.7 | 21.3 | 16.6 | 12.1 | 8.2 | 6.4 |
| MT | Montescaglioso | 7.5 | 10.6 | 14.6 | 18.1 | 21.6 | 23.8 | 23.8 | 21.3 | 16.5 | 12.0 | 8.2 | 6.4 |
| MT | Nova Siri | 7.6 | 10.7 | 14.6 | 18.3 | 21.6 | 23.8 | 23.7 | 21.4 | 16.6 | 12.2 | 8.2 | 6.5 |
| MT | Pisticci | 7.5 | 10.6 | 14.6 | 18.2 | 21.6 | 23.7 | 23.7 | 21.3 | 16.5 | 12.1 | 8.2 | 6.4 |
| MT | Policoro | 7.6 | 10.8 | 14.6 | 18.3 | 21.6 | 23.8 | 23.8 | 21.4 | 16.7 | 12.2 | 8.3 | 6.5 |
| MT | Pomarico | 7.5 | 10.6 | 14.6 | 18.1 | 21.6 | 23.7 | 23.7 | 21.3 | 16.5 | 12.0 | 8.2 | 6.3 |
| MT | Stigliano | 7.4 | 10.4 | 14.4 | 18.0 | 21.6 | 23.7 | 23.5 | 21.2 | 16.4 | 12.0 | 8.1 | 6.2 |
| MT | Tricarico | 7.4 | 10.3 | 14.4 | 18.0 | 21.6 | 23.7 | 23.5 | 21.2 | 16.3 | 11.8 | 8.1 | 6.2 |
| MT | Tursi | 7.6 | 10.6 | 14.5 | 18.2 | 21.6 | 23.7 | 23.6 | 21.3 | 16.5 | 12.1 | 8.2 | 6.4 |
| | | | | | | | | | | | | | |
| PZ | Avigliano | 7.3 | 10.0 | 14.4 | 17.9 | 21.6 | 23.7 | 23.5 | 21.0 | 16.2 | 11.7 | 8.0 | 5.9 |
| PZ | Genzano di Lucania | 7.3 | 10.2 | 14.5 | 18.0 | 21.7 | 23.7 | 23.6 | 21.1 | 16.2 | 11.7 | 8.0 | 6.1 |
| PZ | Latronico | 7.5 | 10.3 | 14.4 | 18.2 | 21.5 | 23.8 | 23.4 | 21.2 | 16.4 | 12.1 | 8.1 | 6.2 |
| PZ | Lauria | 7.5 | 10.2 | 14.5 | 18.2 | 21.5 | 23.9 | 23.5 | 21.2 | 16.4 | 12.1 | 8.1 | 6.1 |
| PZ | Lavello | 7.2 | 10.1 | 14.6 | 18.0 | 21.8 | 23.8 | 23.6 | 21.1 | 16.2 | 11.6 | 7.9 | 6.0 |
| PZ | Maratea | 7.6 | 10.2 | 14.5 | 18.3 | 21.6 | 24.0 | 23.5 | 21.2 | 16.4 | 12.2 | 8.2 | 6.1 |
| PZ | Marsico Nuovo | 7.4 | 10.1 | 14.4 | 18.0 | 21.5 | 23.8 | 23.4 | 21.0 | 16.3 | 11.9 | 8.0 | 5.9 |
| PZ | Melfi | 7.2 | 10.1 | 14.6 | 18.0 | 21.7 | 23.8 | 23.6 | 21.1 | 16.2 | 11.6 | 7.9 | 6.0 |
| PZ | Moliterno | 7.4 | 10.2 | 14.4 | 18.0 | 21.5 | 23.8 | 23.4 | 21.1 | 16.3 | 12.0 | 8.1 | 6.1 |
| PZ | Muro Lucano | 7.3 | 10.0 | 14.4 | 18.0 | 21.6 | 23.8 | 23.5 | 21.0 | 16.2 | 11.7 | 7.9 | 5.9 |
| PZ | Palazzo San Gervasio | 7.3 | 10.2 | 14.5 | 18.0 | 21.7 | 23.8 | 23.6 | 21.1 | 16.2 | 11.7 | 8.0 | 6.1 |
| PZ | Picerno | 7.3 | 10.0 | 14.4 | 17.9 | 21.6 | 23.8 | 23.4 | 21.0 | 16.2 | 11.8 | 8.0 | 5.9 |
| PZ | Potenza | 7.3 | 10.1 | 14.4 | 17.9 | 21.6 | 23.7 | 23.4 | 21.0 | 16.2 | 11.8 | 8.0 | 6.0 |
| PZ | Rionero in Vulture | 7.2 | 10.1 | 14.5 | 18.0 | 21.7 | 23.8 | 23.5 | 21.0 | 16.2 | 11.7 | 7.9 | 5.9 |
| PZ | Sant'Arcangelo | 7.5 | 10.4 | 14.5 | 18.1 | 21.6 | 23.7 | 23.5 | 21.3 | 16.4 | 12.1 | 8.1 | 6.3 |
| PZ | Senise | 7.5 | 10.5 | 14.5 | 18.2 | 21.6 | 23.7 | 23.5 | 21.3 | 16.5 | 12.1 | 8.2 | 6.3 |
| PZ | Tito | 7.3 | 10.0 | 14.4 | 17.9 | 21.6 | 23.8 | 23.4 | 21.0 | 16.2 | 11.8 | 8.0 | 5.9 |
| PZ | Venosa | 7.2 | 10.1 | 14.6 | 18.0 | 21.7 | 23.8 | 23.6 | 21.1 | 16.2 | 11.7 | 8.0 | 6.0 |

| | | gen | feb | mar | apr | mag | giu | lug | ago | set | ott | nov | dic |
|-----------------|-----------------------|-----|------|------|------|------|------|------|------|------|------|-----|-----|
| CALABRIA | | | | | | | | | | | | | |
| CS | Acri | 7.7 | 10.5 | 14.7 | 18.6 | 21.8 | 24.0 | 23.5 | 21.4 | 16.5 | 12.5 | 8.2 | 6.6 |
| CS | Amantea | 7.8 | 10.6 | 15.0 | 18.9 | 22.0 | 24.2 | 23.7 | 21.5 | 16.5 | 12.6 | 8.3 | 6.7 |
| CS | Belvedere Marittimo | 7.7 | 10.4 | 14.8 | 18.6 | 21.8 | 24.1 | 23.7 | 21.4 | 16.5 | 12.5 | 8.2 | 6.4 |
| CS | Bisignano | 7.7 | 10.4 | 14.7 | 18.6 | 21.7 | 24.0 | 23.5 | 21.4 | 16.5 | 12.5 | 8.2 | 6.5 |
| CS | Cariati | 7.9 | 11.1 | 15.0 | 18.8 | 21.8 | 24.0 | 23.9 | 21.4 | 16.8 | 12.5 | 8.3 | 6.8 |
| CS | Cassano allo Ionio | 7.6 | 10.5 | 14.6 | 18.4 | 21.6 | 23.9 | 23.5 | 21.4 | 16.5 | 12.3 | 8.2 | 6.4 |
| CS | Castrolibero | 7.8 | 10.5 | 14.8 | 18.7 | 21.9 | 24.1 | 23.6 | 21.5 | 16.5 | 12.6 | 8.2 | 6.6 |
| CS | Castrovillari | 7.6 | 10.4 | 14.6 | 18.4 | 21.6 | 23.9 | 23.5 | 21.4 | 16.5 | 12.3 | 8.2 | 6.4 |
| CS | Cetraro | 7.7 | 10.4 | 14.8 | 18.7 | 21.8 | 24.1 | 23.7 | 21.5 | 16.5 | 12.5 | 8.2 | 6.5 |
| CS | Corigliano Calabro | 7.7 | 10.6 | 14.7 | 18.6 | 21.7 | 23.9 | 23.6 | 21.4 | 16.6 | 12.5 | 8.2 | 6.6 |
| CS | Cosenza | 7.8 | 10.5 | 14.8 | 18.7 | 21.9 | 24.1 | 23.6 | 21.4 | 16.5 | 12.5 | 8.2 | 6.6 |
| CS | Crosia | 7.8 | 10.9 | 14.9 | 18.7 | 21.7 | 24.0 | 23.7 | 21.4 | 16.7 | 12.5 | 8.3 | 6.7 |
| CS | Fuscaldo | 7.8 | 10.4 | 14.8 | 18.7 | 21.9 | 24.1 | 23.6 | 21.5 | 16.5 | 12.5 | 8.2 | 6.5 |
| CS | Longobucco | 7.8 | 10.7 | 14.8 | 18.7 | 21.8 | 24.0 | 23.6 | 21.4 | 16.6 | 12.5 | 8.2 | 6.7 |
| CS | Luzzi | 7.7 | 10.5 | 14.7 | 18.6 | 21.8 | 24.1 | 23.5 | 21.4 | 16.5 | 12.5 | 8.2 | 6.5 |
| CS | Montalto Uffugo | 7.7 | 10.4 | 14.8 | 18.7 | 21.8 | 24.1 | 23.6 | 21.5 | 16.5 | 12.5 | 8.2 | 6.5 |
| CS | Paola | 7.8 | 10.5 | 14.9 | 18.7 | 21.9 | 24.1 | 23.6 | 21.5 | 16.5 | 12.6 | 8.2 | 6.6 |
| CS | Praia a Mare | 7.6 | 10.3 | 14.6 | 18.4 | 21.6 | 24.0 | 23.6 | 21.3 | 16.4 | 12.3 | 8.2 | 6.2 |
| CS | Rende | 7.8 | 10.5 | 14.8 | 18.7 | 21.9 | 24.1 | 23.6 | 21.5 | 16.5 | 12.5 | 8.2 | 6.6 |
| CS | Roggiano Gravina | 7.7 | 10.4 | 14.7 | 18.5 | 21.7 | 24.0 | 23.5 | 21.4 | 16.5 | 12.4 | 8.2 | 6.4 |
| CS | Rogliano | 7.8 | 10.5 | 14.9 | 18.7 | 21.9 | 24.1 | 23.6 | 21.4 | 16.4 | 12.6 | 8.2 | 6.7 |
| CS | Rossano | 7.8 | 10.7 | 14.8 | 18.6 | 21.7 | 23.9 | 23.6 | 21.4 | 16.6 | 12.5 | 8.3 | 6.7 |
| CS | San Giovanni in Fiore | 7.9 | 10.8 | 14.9 | 18.8 | 21.9 | 24.1 | 23.6 | 21.4 | 16.6 | 12.5 | 8.3 | 6.8 |
| CS | San Lucido | 7.8 | 10.5 | 14.9 | 18.8 | 21.9 | 24.2 | 23.7 | 21.5 | 16.5 | 12.6 | 8.2 | 6.6 |
| CS | San Marco Argentano | 7.7 | 10.4 | 14.7 | 18.6 | 21.7 | 24.1 | 23.6 | 21.4 | 16.5 | 12.4 | 8.2 | 6.4 |
| CS | Scalea | 7.7 | 10.3 | 14.6 | 18.4 | 21.7 | 24.1 | 23.6 | 21.3 | 16.5 | 12.3 | 8.2 | 6.3 |
| CS | Spezzano Albanese | 7.7 | 10.5 | 14.6 | 18.5 | 21.7 | 24.0 | 23.5 | 21.4 | 16.5 | 12.4 | 8.2 | 6.5 |
| CS | Spezzano della Sila | 7.8 | 10.5 | 14.8 | 18.7 | 21.8 | 24.1 | 23.5 | 21.4 | 16.4 | 12.5 | 8.2 | 6.6 |
| CS | Terranova da Sibari | 7.7 | 10.5 | 14.7 | 18.5 | 21.7 | 24.0 | 23.5 | 21.4 | 16.5 | 12.4 | 8.2 | 6.5 |
| CS | Trebisacce | 7.7 | 10.7 | 14.7 | 18.4 | 21.6 | 23.8 | 23.6 | 21.4 | 16.6 | 12.4 | 8.2 | 6.5 |
| | | | | | | | | | | | | | |
| CZ | Borgia | 7.9 | 10.9 | 15.1 | 19.0 | 22.1 | 24.2 | 23.7 | 21.4 | 16.4 | 12.6 | 8.3 | 6.9 |
| CZ | Botricello | 8.0 | 11.2 | 15.1 | 19.1 | 22.1 | 24.2 | 23.9 | 21.4 | 16.6 | 12.7 | 8.4 | 7.0 |
| CZ | Catanzaro | 7.9 | 10.9 | 15.0 | 19.0 | 22.1 | 24.2 | 23.7 | 21.4 | 16.5 | 12.6 | 8.3 | 6.9 |
| CZ | Chiaravalle Centrale | 8.0 | 11.0 | 15.2 | 19.1 | 22.2 | 24.2 | 23.8 | 21.4 | 16.4 | 12.7 | 8.3 | 7.0 |
| CZ | Girifalco | 7.9 | 10.9 | 15.1 | 19.0 | 22.1 | 24.2 | 23.7 | 21.4 | 16.4 | 12.6 | 8.3 | 6.9 |
| CZ | Guardavalle | 8.1 | 11.3 | 15.3 | 19.3 | 22.3 | 24.2 | 24.0 | 21.4 | 16.5 | 12.8 | 8.4 | 7.1 |
| CZ | Lamezia Terme | 7.9 | 10.7 | 15.0 | 18.9 | 22.1 | 24.2 | 23.6 | 21.4 | 16.4 | 12.6 | 8.3 | 6.8 |
| CZ | Nocera Tirinese | 7.8 | 10.6 | 15.0 | 18.9 | 22.1 | 24.2 | 23.7 | 21.5 | 16.4 | 12.6 | 8.3 | 6.7 |
| CZ | Sellia Marina | 8.0 | 11.1 | 15.1 | 19.1 | 22.1 | 24.2 | 23.8 | 21.4 | 16.5 | 12.7 | 8.4 | 6.9 |
| CZ | Sersale | 7.9 | 11.0 | 15.0 | 19.0 | 22.0 | 24.1 | 23.7 | 21.3 | 16.5 | 12.6 | 8.3 | 6.9 |
| CZ | Soverato | 8.0 | 11.1 | 15.2 | 19.2 | 22.2 | 24.2 | 23.9 | 21.4 | 16.5 | 12.7 | 8.4 | 7.0 |
| | | | | | | | | | | | | | |
| KR | Cirò | 8.0 | 11.2 | 15.1 | 18.9 | 21.9 | 24.1 | 23.9 | 21.4 | 16.8 | 12.6 | 8.4 | 6.9 |
| KR | Cirò Marina | 8.0 | 11.3 | 15.1 | 18.9 | 21.9 | 24.1 | 24.0 | 21.4 | 16.9 | 12.6 | 8.4 | 6.9 |
| KR | Crotone | 8.0 | 11.3 | 15.1 | 19.2 | 22.1 | 24.2 | 24.0 | 21.4 | 16.8 | 12.7 | 8.4 | 7.0 |
| KR | Cutro | 8.0 | 11.2 | 15.1 | 19.1 | 22.1 | 24.1 | 23.9 | 21.4 | 16.7 | 12.7 | 8.4 | 7.0 |
| KR | Isola di Capo Rizzuto | 8.1 | 11.4 | 15.1 | 19.3 | 22.2 | 24.2 | 24.0 | 21.4 | 16.8 | 12.8 | 8.5 | 7.0 |
| KR | Mesoraca | 7.9 | 11.0 | 15.0 | 19.0 | 22.0 | 24.1 | 23.7 | 21.3 | 16.6 | 12.6 | 8.3 | 6.9 |

RADIAZIONE GLOBALE AL SUOLO (MJ / m² giorno)
1999

| | | gen | feb | mar | apr | mag | giu | lug | ago | set | ott | nov | dic |
|----|-----------------------|-----|------|------|------|------|------|------|------|------|------|-----|-----|
| KR | Petilia Policastro | 7.9 | 11.0 | 15.0 | 18.9 | 22.0 | 24.1 | 23.7 | 21.3 | 16.6 | 12.6 | 8.3 | 6.8 |
| KR | Rocca di Neto | 8.0 | 11.2 | 15.1 | 19.0 | 22.0 | 24.1 | 23.9 | 21.4 | 16.7 | 12.6 | 8.4 | 6.9 |
| KR | Strongoli | 8.0 | 11.2 | 15.1 | 19.0 | 22.0 | 24.1 | 23.9 | 21.4 | 16.8 | 12.6 | 8.4 | 6.9 |
| RC | Bagnara Calabria | 8.2 | 11.4 | 15.5 | 19.4 | 22.4 | 24.2 | 24.1 | 21.4 | 16.5 | 12.9 | 8.4 | 7.2 |
| RC | Bovalino | 8.3 | 11.6 | 15.5 | 19.5 | 22.5 | 24.2 | 24.3 | 21.4 | 16.6 | 12.9 | 8.5 | 7.4 |
| RC | Caulonia | 8.2 | 11.4 | 15.3 | 19.4 | 22.4 | 24.2 | 24.1 | 21.4 | 16.5 | 12.8 | 8.4 | 7.2 |
| RC | Cinquefrondi | 8.1 | 11.2 | 15.4 | 19.2 | 22.4 | 24.2 | 24.0 | 21.4 | 16.4 | 12.7 | 8.4 | 7.1 |
| RC | Cittanova | 8.2 | 11.3 | 15.4 | 19.3 | 22.4 | 24.2 | 24.1 | 21.4 | 16.4 | 12.8 | 8.4 | 7.2 |
| RC | Gioia Tauro | 8.1 | 11.2 | 15.5 | 19.3 | 22.4 | 24.2 | 24.0 | 21.4 | 16.5 | 12.8 | 8.4 | 7.1 |
| RC | Gioiosa Ionica | 8.2 | 11.4 | 15.4 | 19.4 | 22.4 | 24.2 | 24.1 | 21.4 | 16.5 | 12.8 | 8.4 | 7.2 |
| RC | Locri | 8.3 | 11.5 | 15.5 | 19.5 | 22.4 | 24.2 | 24.3 | 21.4 | 16.5 | 12.9 | 8.5 | 7.3 |
| RC | Melito di Porto Salvo | 8.5 | 11.8 | 15.7 | 19.7 | 22.6 | 24.3 | 24.4 | 21.4 | 16.8 | 13.0 | 8.5 | 7.6 |
| RC | Montebello Ionico | 8.5 | 11.8 | 15.7 | 19.6 | 22.6 | 24.3 | 24.4 | 21.4 | 16.7 | 13.0 | 8.5 | 7.5 |
| RC | Motta San Giovanni | 8.4 | 11.7 | 15.6 | 19.6 | 22.6 | 24.3 | 24.3 | 21.4 | 16.7 | 13.0 | 8.5 | 7.5 |
| RC | Oppido Mamertina | 8.2 | 11.3 | 15.5 | 19.4 | 22.4 | 24.2 | 24.1 | 21.4 | 16.5 | 12.8 | 8.4 | 7.3 |
| RC | Palmi | 8.2 | 11.3 | 15.5 | 19.3 | 22.4 | 24.2 | 24.1 | 21.4 | 16.5 | 12.8 | 8.4 | 7.2 |
| RC | Polistena | 8.1 | 11.2 | 15.4 | 19.3 | 22.4 | 24.2 | 24.0 | 21.4 | 16.4 | 12.8 | 8.4 | 7.2 |
| RC | Reggio di Calabria | 8.3 | 11.6 | 15.6 | 19.5 | 22.5 | 24.2 | 24.2 | 21.4 | 16.6 | 13.0 | 8.5 | 7.4 |
| RC | Rizziconi | 8.1 | 11.2 | 15.4 | 19.3 | 22.4 | 24.2 | 24.0 | 21.4 | 16.4 | 12.8 | 8.4 | 7.2 |
| RC | Rosarno | 8.1 | 11.1 | 15.4 | 19.2 | 22.4 | 24.2 | 24.0 | 21.4 | 16.4 | 12.8 | 8.4 | 7.1 |
| RC | Scilla | 8.3 | 11.4 | 15.6 | 19.4 | 22.4 | 24.2 | 24.1 | 21.4 | 16.6 | 12.9 | 8.5 | 7.3 |
| RC | Siderno | 8.3 | 11.5 | 15.4 | 19.4 | 22.4 | 24.2 | 24.2 | 21.4 | 16.5 | 12.8 | 8.4 | 7.3 |
| RC | Taurianova | 8.2 | 11.3 | 15.4 | 19.3 | 22.4 | 24.2 | 24.1 | 21.4 | 16.4 | 12.8 | 8.4 | 7.2 |
| RC | Villa San Giovanni | 8.3 | 11.5 | 15.6 | 19.5 | 22.5 | 24.2 | 24.2 | 21.4 | 16.6 | 12.9 | 8.5 | 7.3 |
| VV | Filadelfia | 7.9 | 10.8 | 15.1 | 19.0 | 22.2 | 24.2 | 23.7 | 21.4 | 16.4 | 12.6 | 8.3 | 6.9 |
| VV | Nicotera | 8.1 | 11.1 | 15.4 | 19.2 | 22.4 | 24.2 | 24.0 | 21.4 | 16.5 | 12.8 | 8.4 | 7.1 |
| VV | Pizzo | 7.9 | 10.9 | 15.2 | 19.0 | 22.2 | 24.2 | 23.8 | 21.4 | 16.4 | 12.7 | 8.3 | 6.9 |
| VV | Serra San Bruno | 8.0 | 11.1 | 15.2 | 19.1 | 22.3 | 24.2 | 23.9 | 21.4 | 16.4 | 12.7 | 8.4 | 7.0 |
| VV | Tropea | 8.0 | 11.0 | 15.4 | 19.2 | 22.3 | 24.2 | 23.9 | 21.5 | 16.5 | 12.8 | 8.4 | 7.0 |
| VV | Vibo Valentia | 8.0 | 10.9 | 15.3 | 19.1 | 22.3 | 24.2 | 23.9 | 21.4 | 16.4 | 12.7 | 8.3 | 7.0 |

SICILIA

| | | | | | | | | | | | | | |
|----|-------------------------|-----|------|------|------|------|------|------|------|------|------|-----|-----|
| AG | Agrigento | 9.0 | 11.9 | 16.1 | 20.0 | 23.1 | 24.6 | 24.7 | 21.6 | 17.6 | 13.5 | 9.4 | 7.7 |
| AG | Alessandria della Rocca | 8.9 | 11.6 | 15.8 | 19.8 | 22.9 | 24.6 | 24.6 | 21.5 | 17.4 | 13.5 | 9.3 | 7.5 |
| AG | Aragona | 9.0 | 11.8 | 16.0 | 19.9 | 23.0 | 24.7 | 24.7 | 21.6 | 17.5 | 13.5 | 9.4 | 7.6 |
| AG | Bivona | 8.9 | 11.6 | 15.8 | 19.8 | 22.9 | 24.5 | 24.6 | 21.5 | 17.4 | 13.5 | 9.3 | 7.5 |
| AG | Caltabellotta | 8.9 | 11.6 | 15.9 | 19.8 | 22.9 | 24.5 | 24.6 | 21.6 | 17.5 | 13.5 | 9.3 | 7.5 |
| AG | Campobello di Licata | 9.0 | 11.9 | 16.1 | 20.1 | 23.1 | 24.8 | 24.7 | 21.6 | 17.5 | 13.5 | 9.4 | 7.8 |
| AG | Canicatti | 9.0 | 11.8 | 16.0 | 20.0 | 23.0 | 24.7 | 24.6 | 21.5 | 17.5 | 13.5 | 9.3 | 7.7 |
| AG | Casteltermini | 8.9 | 11.7 | 15.8 | 19.8 | 22.9 | 24.6 | 24.5 | 21.5 | 17.4 | 13.5 | 9.3 | 7.5 |
| AG | Cattolica Eraclea | 9.0 | 11.7 | 16.0 | 19.9 | 23.0 | 24.6 | 24.7 | 21.6 | 17.5 | 13.5 | 9.4 | 7.6 |
| AG | Favara | 9.0 | 11.9 | 16.1 | 20.0 | 23.0 | 24.7 | 24.7 | 21.6 | 17.6 | 13.5 | 9.4 | 7.7 |
| AG | Licata | 9.1 | 12.1 | 16.2 | 20.2 | 23.2 | 24.7 | 24.8 | 21.7 | 17.7 | 13.5 | 9.4 | 7.9 |
| AG | Menfi | 9.0 | 11.6 | 16.0 | 19.8 | 22.9 | 24.4 | 24.7 | 21.6 | 17.5 | 13.5 | 9.3 | 7.6 |
| AG | Naro | 9.0 | 11.9 | 16.1 | 20.0 | 23.0 | 24.7 | 24.7 | 21.6 | 17.5 | 13.5 | 9.4 | 7.7 |
| AG | Palma di Montechiaro | 9.0 | 12.0 | 16.2 | 20.1 | 23.1 | 24.7 | 24.8 | 21.6 | 17.6 | 13.5 | 9.5 | 7.8 |
| AG | Porto Empedocle | 9.0 | 11.9 | 16.1 | 20.0 | 23.1 | 24.6 | 24.8 | 21.6 | 17.6 | 13.5 | 9.5 | 7.8 |

| | | gen | feb | mar | apr | mag | giu | lug | ago | set | ott | nov | dic |
|----|-----------------------------|-----|------|------|------|------|------|------|------|------|------|-----|-----|
| AG | Racalmuto | 9.0 | 11.8 | 16.0 | 20.0 | 23.0 | 24.7 | 24.6 | 21.5 | 17.5 | 13.5 | 9.4 | 7.6 |
| AG | Raffadali | 9.0 | 11.8 | 16.0 | 19.9 | 23.0 | 24.6 | 24.7 | 21.6 | 17.5 | 13.5 | 9.4 | 7.7 |
| AG | Ravanusa | 9.0 | 11.9 | 16.1 | 20.1 | 23.0 | 24.8 | 24.7 | 21.6 | 17.5 | 13.5 | 9.3 | 7.8 |
| AG | Ribera | 9.0 | 11.7 | 15.9 | 19.9 | 23.0 | 24.5 | 24.7 | 21.6 | 17.5 | 13.5 | 9.3 | 7.6 |
| AG | Sambuca di Sicilia | 8.9 | 11.5 | 15.9 | 19.8 | 22.9 | 24.4 | 24.6 | 21.6 | 17.4 | 13.5 | 9.2 | 7.5 |
| AG | San Giovanni Gemini | 8.9 | 11.6 | 15.8 | 19.8 | 22.8 | 24.6 | 24.5 | 21.5 | 17.3 | 13.5 | 9.2 | 7.5 |
| AG | Santa Margherita di Belice | 8.9 | 11.5 | 15.9 | 19.8 | 22.9 | 24.4 | 24.6 | 21.6 | 17.4 | 13.5 | 9.2 | 7.5 |
| AG | Santo Stefano Quisquina | 8.9 | 11.6 | 15.8 | 19.8 | 22.9 | 24.6 | 24.6 | 21.5 | 17.4 | 13.5 | 9.3 | 7.5 |
| AG | Sciacca | 9.0 | 11.6 | 16.0 | 19.9 | 23.0 | 24.4 | 24.7 | 21.6 | 17.6 | 13.5 | 9.3 | 7.6 |
| AG | Siculiana | 9.0 | 11.8 | 16.1 | 20.0 | 23.1 | 24.6 | 24.8 | 21.6 | 17.6 | 13.5 | 9.4 | 7.7 |
| CL | Butera | 9.0 | 12.0 | 16.1 | 20.2 | 23.1 | 24.8 | 24.7 | 21.6 | 17.5 | 13.5 | 9.3 | 7.8 |
| CL | Caltanissetta | 8.9 | 11.8 | 15.9 | 19.9 | 22.9 | 24.8 | 24.5 | 21.4 | 17.3 | 13.5 | 9.2 | 7.6 |
| CL | Gela | 9.1 | 12.1 | 16.2 | 20.3 | 23.2 | 24.8 | 24.7 | 21.7 | 17.6 | 13.4 | 9.2 | 7.9 |
| CL | Mazzarino | 9.0 | 11.9 | 16.0 | 20.0 | 23.0 | 24.8 | 24.5 | 21.5 | 17.4 | 13.4 | 9.2 | 7.7 |
| CL | Mussomeli | 8.9 | 11.7 | 15.8 | 19.8 | 22.8 | 24.7 | 24.5 | 21.5 | 17.3 | 13.5 | 9.2 | 7.5 |
| CL | Niscemi | 9.0 | 12.0 | 16.1 | 20.2 | 23.1 | 24.8 | 24.6 | 21.6 | 17.5 | 13.4 | 9.1 | 7.8 |
| CL | Riesi | 9.0 | 11.9 | 16.1 | 20.1 | 23.0 | 24.8 | 24.6 | 21.5 | 17.5 | 13.5 | 9.3 | 7.8 |
| CL | San Cataldo | 8.9 | 11.8 | 15.9 | 19.9 | 22.9 | 24.8 | 24.5 | 21.5 | 17.4 | 13.5 | 9.2 | 7.6 |
| CL | Santa Caterina Villarmosa | 8.9 | 11.7 | 15.8 | 19.8 | 22.8 | 24.7 | 24.4 | 21.4 | 17.3 | 13.5 | 9.2 | 7.5 |
| CL | Serradifalco | 8.9 | 11.8 | 15.9 | 19.9 | 22.9 | 24.7 | 24.5 | 21.5 | 17.4 | 13.5 | 9.3 | 7.6 |
| CL | Sommatino | 9.0 | 11.9 | 16.0 | 20.0 | 23.0 | 24.8 | 24.6 | 21.5 | 17.5 | 13.5 | 9.3 | 7.7 |
| CT | Aci Castello | 8.8 | 12.1 | 15.8 | 19.9 | 22.9 | 24.6 | 24.4 | 21.4 | 17.0 | 13.2 | 8.6 | 7.7 |
| CT | Aci Catena | 8.7 | 12.0 | 15.8 | 19.8 | 22.8 | 24.5 | 24.3 | 21.4 | 17.0 | 13.2 | 8.6 | 7.7 |
| CT | Aci Sant'Antonio | 8.7 | 12.0 | 15.8 | 19.8 | 22.8 | 24.5 | 24.3 | 21.4 | 17.0 | 13.2 | 8.6 | 7.7 |
| CT | Acireale | 8.7 | 12.0 | 15.8 | 19.8 | 22.8 | 24.5 | 24.3 | 21.4 | 17.0 | 13.2 | 8.6 | 7.7 |
| CT | Adrano | 8.7 | 11.8 | 15.7 | 19.7 | 22.7 | 24.6 | 24.2 | 21.3 | 17.0 | 13.3 | 8.7 | 7.6 |
| CT | Belpasso | 8.7 | 12.0 | 15.8 | 19.8 | 22.8 | 24.6 | 24.3 | 21.3 | 17.0 | 13.2 | 8.7 | 7.7 |
| CT | Biancavilla | 8.7 | 11.9 | 15.8 | 19.7 | 22.8 | 24.6 | 24.2 | 21.3 | 17.0 | 13.3 | 8.7 | 7.6 |
| CT | Bronte | 8.6 | 11.8 | 15.7 | 19.7 | 22.7 | 24.5 | 24.2 | 21.3 | 16.9 | 13.2 | 8.7 | 7.5 |
| CT | Caltagirone | 9.0 | 12.0 | 16.0 | 20.1 | 23.0 | 24.8 | 24.5 | 21.5 | 17.3 | 13.4 | 9.0 | 7.8 |
| CT | Castel di Iudica | 8.8 | 11.9 | 15.8 | 19.8 | 22.8 | 24.7 | 24.3 | 21.3 | 17.1 | 13.3 | 8.9 | 7.7 |
| CT | Catania | 8.8 | 12.0 | 15.9 | 19.9 | 22.9 | 24.6 | 24.4 | 21.4 | 17.1 | 13.3 | 8.7 | 7.8 |
| CT | Giarre | 8.6 | 11.9 | 15.7 | 19.7 | 22.7 | 24.4 | 24.3 | 21.3 | 16.9 | 13.2 | 8.6 | 7.6 |
| CT | Grammichele | 9.0 | 12.0 | 16.0 | 20.1 | 23.0 | 24.8 | 24.5 | 21.5 | 17.3 | 13.4 | 9.0 | 7.8 |
| CT | Gravina di Catania | 8.7 | 12.0 | 15.8 | 19.8 | 22.8 | 24.6 | 24.3 | 21.3 | 17.0 | 13.2 | 8.7 | 7.7 |
| CT | Linguaglossa | 8.6 | 11.9 | 15.7 | 19.6 | 22.6 | 24.4 | 24.2 | 21.3 | 16.8 | 13.1 | 8.6 | 7.5 |
| CT | Mascalucia | 8.7 | 12.0 | 15.8 | 19.8 | 22.8 | 24.6 | 24.3 | 21.3 | 17.0 | 13.2 | 8.7 | 7.7 |
| CT | Militello in Val di Catania | 8.9 | 12.0 | 16.0 | 20.1 | 23.0 | 24.8 | 24.4 | 21.4 | 17.2 | 13.3 | 8.9 | 7.8 |
| CT | Mirabella Imbaccari | 8.9 | 11.9 | 16.0 | 20.0 | 23.0 | 24.8 | 24.4 | 21.4 | 17.3 | 13.4 | 9.0 | 7.7 |
| CT | Misterbianco | 8.8 | 12.0 | 15.8 | 19.9 | 22.9 | 24.6 | 24.3 | 21.4 | 17.0 | 13.3 | 8.7 | 7.7 |
| CT | Palagonia | 8.9 | 12.0 | 15.9 | 20.0 | 23.0 | 24.8 | 24.4 | 21.4 | 17.2 | 13.3 | 8.9 | 7.8 |
| CT | Paternò | 8.7 | 11.9 | 15.8 | 19.8 | 22.8 | 24.6 | 24.3 | 21.3 | 17.0 | 13.3 | 8.7 | 7.7 |
| CT | Ramacca | 8.9 | 11.9 | 15.9 | 19.9 | 22.9 | 24.8 | 24.4 | 21.4 | 17.2 | 13.3 | 8.9 | 7.7 |
| CT | Randazzo | 8.6 | 11.8 | 15.7 | 19.6 | 22.6 | 24.4 | 24.1 | 21.3 | 16.8 | 13.2 | 8.7 | 7.5 |
| CT | Riposto | 8.6 | 12.0 | 15.8 | 19.7 | 22.7 | 24.4 | 24.3 | 21.3 | 16.9 | 13.2 | 8.6 | 7.6 |
| CT | San Giovanni la Punta | 8.7 | 12.0 | 15.8 | 19.8 | 22.8 | 24.6 | 24.3 | 21.4 | 17.0 | 13.2 | 8.7 | 7.7 |
| CT | Sant'Agata li Battiati | 8.7 | 12.0 | 15.8 | 19.8 | 22.8 | 24.6 | 24.3 | 21.4 | 17.0 | 13.2 | 8.7 | 7.7 |
| CT | Scordia | 8.9 | 12.0 | 16.0 | 20.0 | 23.0 | 24.8 | 24.4 | 21.4 | 17.2 | 13.3 | 8.8 | 7.8 |
| CT | Tremestieri Etneo | 8.7 | 12.0 | 15.8 | 19.8 | 22.8 | 24.6 | 24.3 | 21.3 | 17.0 | 13.2 | 8.7 | 7.7 |

RADIAZIONE GLOBALE AL SUOLO (MJ / m² giorno)
1999

| | | gen | feb | mar | apr | mag | giu | lug | ago | set | ott | nov | dic |
|----|---------------------------|-----|------|------|------|------|------|------|------|------|------|-----|-----|
| CT | Vizzini | 9.0 | 12.1 | 16.0 | 20.1 | 23.0 | 24.8 | 24.5 | 21.5 | 17.3 | 13.3 | 8.9 | 7.8 |
| CT | Zafferana Etnea | 8.7 | 11.9 | 15.8 | 19.7 | 22.7 | 24.5 | 24.3 | 21.3 | 16.9 | 13.2 | 8.6 | 7.6 |
| EN | Agira | 8.7 | 11.7 | 15.7 | 19.7 | 22.7 | 24.7 | 24.2 | 21.3 | 17.1 | 13.4 | 8.9 | 7.6 |
| EN | Aidone | 8.9 | 11.8 | 15.9 | 19.9 | 22.9 | 24.8 | 24.4 | 21.4 | 17.2 | 13.4 | 9.0 | 7.7 |
| EN | Barrafranca | 8.9 | 11.9 | 16.0 | 20.0 | 23.0 | 24.8 | 24.5 | 21.5 | 17.4 | 13.4 | 9.2 | 7.7 |
| EN | Catenanuova | 8.8 | 11.8 | 15.8 | 19.8 | 22.8 | 24.7 | 24.2 | 21.3 | 17.1 | 13.3 | 8.8 | 7.6 |
| EN | Centuripe | 8.7 | 11.8 | 15.8 | 19.7 | 22.8 | 24.6 | 24.2 | 21.3 | 17.0 | 13.3 | 8.8 | 7.6 |
| EN | Enna | 8.8 | 11.7 | 15.8 | 19.8 | 22.8 | 24.7 | 24.3 | 21.4 | 17.2 | 13.4 | 9.1 | 7.6 |
| EN | Leonforte | 8.8 | 11.7 | 15.7 | 19.8 | 22.8 | 24.7 | 24.3 | 21.3 | 17.1 | 13.4 | 9.0 | 7.6 |
| EN | Nicosia | 8.7 | 11.7 | 15.7 | 19.7 | 22.7 | 24.6 | 24.2 | 21.3 | 17.1 | 13.4 | 8.9 | 7.5 |
| EN | Piazza Armerina | 8.9 | 11.9 | 15.9 | 20.0 | 22.9 | 24.8 | 24.4 | 21.4 | 17.3 | 13.4 | 9.1 | 7.7 |
| EN | Pietraperzia | 8.9 | 11.8 | 15.9 | 19.9 | 22.9 | 24.8 | 24.5 | 21.5 | 17.4 | 13.4 | 9.2 | 7.7 |
| EN | Regalbuto | 8.7 | 11.8 | 15.7 | 19.7 | 22.7 | 24.7 | 24.2 | 21.3 | 17.0 | 13.3 | 8.8 | 7.6 |
| EN | Troina | 8.7 | 11.7 | 15.7 | 19.7 | 22.7 | 24.6 | 24.2 | 21.3 | 17.0 | 13.3 | 8.8 | 7.5 |
| EN | Valguarnera Caropepe | 8.8 | 11.8 | 15.8 | 19.9 | 22.8 | 24.8 | 24.3 | 21.4 | 17.2 | 13.4 | 9.0 | 7.6 |
| EN | Villarosa | 8.8 | 11.7 | 15.8 | 19.8 | 22.8 | 24.7 | 24.4 | 21.4 | 17.2 | 13.4 | 9.1 | 7.5 |
| ME | Acquedolci | 8.6 | 11.7 | 15.7 | 19.6 | 22.6 | 24.4 | 24.2 | 21.4 | 16.9 | 13.3 | 8.8 | 7.3 |
| ME | Barcellona Pozzo di Gotto | 8.4 | 11.7 | 15.7 | 19.5 | 22.5 | 24.3 | 24.1 | 21.4 | 16.7 | 13.1 | 8.6 | 7.3 |
| ME | Capo d'Orlando | 8.5 | 11.7 | 15.7 | 19.6 | 22.5 | 24.3 | 24.2 | 21.4 | 16.9 | 13.3 | 8.8 | 7.3 |
| ME | Lipari | 8.5 | 11.7 | 15.9 | 19.7 | 22.5 | 24.3 | 24.2 | 21.5 | 16.9 | 13.3 | 8.8 | 7.2 |
| ME | Messina | 8.3 | 11.6 | 15.6 | 19.5 | 22.5 | 24.2 | 24.2 | 21.4 | 16.6 | 13.0 | 8.5 | 7.3 |
| ME | Milazzo | 8.4 | 11.6 | 15.7 | 19.5 | 22.5 | 24.3 | 24.2 | 21.4 | 16.7 | 13.1 | 8.7 | 7.3 |
| ME | Mistretta | 8.7 | 11.7 | 15.7 | 19.6 | 22.6 | 24.5 | 24.2 | 21.4 | 17.0 | 13.4 | 8.9 | 7.4 |
| ME | Patti | 8.5 | 11.7 | 15.7 | 19.6 | 22.5 | 24.3 | 24.1 | 21.4 | 16.8 | 13.2 | 8.7 | 7.3 |
| ME | Rometta | 8.4 | 11.6 | 15.6 | 19.5 | 22.5 | 24.2 | 24.2 | 21.4 | 16.7 | 13.0 | 8.6 | 7.3 |
| ME | Santa Teresa di Riva | 8.5 | 11.8 | 15.7 | 19.6 | 22.6 | 24.3 | 24.2 | 21.4 | 16.8 | 13.1 | 8.5 | 7.5 |
| ME | Sant'Agata di Militello | 8.6 | 11.7 | 15.7 | 19.6 | 22.6 | 24.4 | 24.2 | 21.4 | 16.9 | 13.3 | 8.8 | 7.3 |
| ME | Santo Stefano di Camastra | 8.7 | 11.6 | 15.7 | 19.6 | 22.6 | 24.4 | 24.3 | 21.4 | 17.0 | 13.4 | 8.9 | 7.3 |
| ME | Taormina | 8.6 | 11.9 | 15.7 | 19.7 | 22.6 | 24.4 | 24.3 | 21.4 | 16.8 | 13.1 | 8.6 | 7.5 |
| ME | Terme Vigliatore | 8.4 | 11.7 | 15.7 | 19.5 | 22.5 | 24.3 | 24.1 | 21.4 | 16.8 | 13.1 | 8.6 | 7.3 |
| ME | Tortorici | 8.5 | 11.7 | 15.7 | 19.6 | 22.6 | 24.4 | 24.1 | 21.4 | 16.9 | 13.2 | 8.7 | 7.4 |
| ME | Villafranca Tirrena | 8.3 | 11.6 | 15.6 | 19.5 | 22.5 | 24.2 | 24.2 | 21.4 | 16.7 | 13.0 | 8.6 | 7.3 |
| PA | Bagheria | 8.9 | 11.5 | 15.8 | 19.7 | 22.6 | 24.4 | 24.6 | 21.5 | 17.1 | 13.5 | 9.1 | 7.3 |
| PA | Balestrate | 8.9 | 11.5 | 15.9 | 19.7 | 22.7 | 24.3 | 24.7 | 21.6 | 17.3 | 13.5 | 9.1 | 7.3 |
| PA | Bisacchino | 8.9 | 11.5 | 15.8 | 19.7 | 22.9 | 24.5 | 24.6 | 21.6 | 17.4 | 13.5 | 9.2 | 7.4 |
| PA | Borgetto | 8.9 | 11.5 | 15.8 | 19.7 | 22.7 | 24.4 | 24.6 | 21.5 | 17.2 | 13.5 | 9.1 | 7.3 |
| PA | Caccamo | 8.9 | 11.6 | 15.7 | 19.7 | 22.7 | 24.5 | 24.5 | 21.5 | 17.2 | 13.5 | 9.1 | 7.3 |
| PA | Campofelice di Roccella | 8.8 | 11.6 | 15.7 | 19.7 | 22.6 | 24.5 | 24.4 | 21.5 | 17.1 | 13.5 | 9.0 | 7.3 |
| PA | Capaci | 8.9 | 11.5 | 15.9 | 19.7 | 22.6 | 24.3 | 24.7 | 21.6 | 17.2 | 13.5 | 9.0 | 7.2 |
| PA | Carini | 8.9 | 11.5 | 15.9 | 19.7 | 22.7 | 24.4 | 24.7 | 21.6 | 17.2 | 13.5 | 9.0 | 7.3 |
| PA | Castelbuono | 8.8 | 11.6 | 15.7 | 19.7 | 22.6 | 24.5 | 24.4 | 21.4 | 17.1 | 13.5 | 9.0 | 7.3 |
| PA | Cefalù | 8.8 | 11.6 | 15.7 | 19.7 | 22.6 | 24.5 | 24.4 | 21.5 | 17.1 | 13.5 | 9.0 | 7.3 |
| PA | Cerda | 8.8 | 11.6 | 15.7 | 19.7 | 22.6 | 24.5 | 24.4 | 21.5 | 17.2 | 13.5 | 9.1 | 7.3 |
| PA | Corleone | 8.9 | 11.5 | 15.8 | 19.7 | 22.8 | 24.4 | 24.5 | 21.5 | 17.3 | 13.5 | 9.1 | 7.4 |
| PA | Gangi | 8.7 | 11.6 | 15.7 | 19.7 | 22.7 | 24.6 | 24.3 | 21.4 | 17.1 | 13.4 | 9.0 | 7.4 |
| PA | Lercara Friddi | 8.9 | 11.6 | 15.7 | 19.7 | 22.8 | 24.6 | 24.5 | 21.5 | 17.3 | 13.5 | 9.2 | 7.4 |
| PA | Marineo | 8.9 | 11.5 | 15.7 | 19.7 | 22.7 | 24.4 | 24.5 | 21.5 | 17.2 | 13.5 | 9.1 | 7.3 |
| PA | Misilmeri | 8.9 | 11.5 | 15.8 | 19.7 | 22.7 | 24.4 | 24.6 | 21.5 | 17.2 | 13.5 | 9.1 | 7.3 |

| | | gen | feb | mar | apr | mag | giu | lug | ago | set | ott | nov | dic |
|----|-------------------------|-----|------|------|------|------|------|------|------|------|------|-----|-----|
| PA | Monreale | 8.9 | 11.5 | 15.8 | 19.7 | 22.7 | 24.4 | 24.6 | 21.5 | 17.2 | 13.5 | 9.1 | 7.3 |
| PA | Palermo | 8.9 | 11.5 | 15.8 | 19.7 | 22.6 | 24.4 | 24.6 | 21.5 | 17.2 | 13.5 | 9.0 | 7.2 |
| PA | Partinico | 8.9 | 11.5 | 15.9 | 19.7 | 22.7 | 24.4 | 24.6 | 21.5 | 17.2 | 13.5 | 9.1 | 7.3 |
| PA | Piana degli Albanesi | 8.9 | 11.5 | 15.8 | 19.7 | 22.7 | 24.4 | 24.6 | 21.5 | 17.2 | 13.5 | 9.1 | 7.3 |
| PA | Prizzi | 8.9 | 11.5 | 15.8 | 19.7 | 22.8 | 24.5 | 24.5 | 21.5 | 17.3 | 13.5 | 9.2 | 7.4 |
| PA | San Giuseppe Jato | 8.9 | 11.5 | 15.8 | 19.7 | 22.7 | 24.4 | 24.6 | 21.5 | 17.2 | 13.5 | 9.1 | 7.3 |
| PA | Termini Imerese | 8.9 | 11.6 | 15.7 | 19.7 | 22.6 | 24.5 | 24.5 | 21.5 | 17.2 | 13.5 | 9.1 | 7.3 |
| PA | Terrasini | 8.9 | 11.5 | 15.9 | 19.7 | 22.7 | 24.3 | 24.7 | 21.6 | 17.2 | 13.5 | 9.1 | 7.3 |
| PA | Villabate | 8.9 | 11.5 | 15.8 | 19.7 | 22.6 | 24.4 | 24.6 | 21.5 | 17.2 | 13.5 | 9.1 | 7.3 |
| RG | Acate | 9.1 | 12.1 | 16.1 | 20.3 | 23.1 | 24.8 | 24.7 | 21.7 | 17.5 | 13.4 | 9.1 | 7.9 |
| RG | Chiaromonte Gulfi | 9.1 | 12.1 | 16.1 | 20.3 | 23.1 | 24.8 | 24.6 | 21.6 | 17.4 | 13.4 | 8.9 | 7.9 |
| RG | Comiso | 9.2 | 12.2 | 16.1 | 20.3 | 23.2 | 24.8 | 24.7 | 21.7 | 17.5 | 13.4 | 9.0 | 7.9 |
| RG | Ispica | 9.3 | 12.3 | 16.1 | 20.4 | 23.2 | 24.8 | 24.8 | 21.9 | 17.6 | 13.3 | 8.9 | 8.0 |
| RG | Modica | 9.2 | 12.2 | 16.1 | 20.4 | 23.2 | 24.8 | 24.8 | 21.8 | 17.5 | 13.3 | 8.9 | 8.0 |
| RG | Pozzallo | 9.3 | 12.3 | 16.1 | 20.5 | 23.2 | 24.8 | 24.9 | 21.9 | 17.6 | 13.3 | 8.9 | 8.0 |
| RG | Ragusa | 9.2 | 12.2 | 16.1 | 20.3 | 23.2 | 24.8 | 24.7 | 21.7 | 17.5 | 13.3 | 8.9 | 7.9 |
| RG | Santa Croce Camerina | 9.3 | 12.2 | 16.2 | 20.4 | 23.2 | 24.7 | 24.8 | 21.8 | 17.6 | 13.4 | 9.1 | 8.0 |
| RG | Scicli | 9.3 | 12.2 | 16.1 | 20.4 | 23.2 | 24.8 | 24.8 | 21.8 | 17.6 | 13.4 | 9.0 | 8.0 |
| RG | Vittoria | 9.2 | 12.2 | 16.2 | 20.3 | 23.2 | 24.8 | 24.7 | 21.7 | 17.6 | 13.4 | 9.1 | 7.9 |
| SR | Augusta | 9.0 | 12.2 | 16.0 | 20.2 | 23.1 | 24.7 | 24.6 | 21.6 | 17.3 | 13.3 | 8.7 | 7.9 |
| SR | Avola | 9.2 | 12.3 | 16.1 | 20.4 | 23.2 | 24.8 | 24.8 | 21.8 | 17.5 | 13.3 | 8.8 | 8.0 |
| SR | Canicattini Bagni | 9.1 | 12.2 | 16.0 | 20.3 | 23.1 | 24.8 | 24.7 | 21.7 | 17.4 | 13.3 | 8.8 | 7.9 |
| SR | Carlentini | 8.9 | 12.1 | 16.0 | 20.1 | 23.0 | 24.7 | 24.5 | 21.5 | 17.2 | 13.3 | 8.8 | 7.8 |
| SR | Floridia | 9.0 | 12.3 | 16.0 | 20.3 | 23.1 | 24.8 | 24.7 | 21.6 | 17.4 | 13.3 | 8.8 | 7.9 |
| SR | Francofonte | 8.9 | 12.1 | 16.0 | 20.1 | 23.0 | 24.8 | 24.5 | 21.5 | 17.2 | 13.3 | 8.8 | 7.8 |
| SR | Lentini | 8.9 | 12.1 | 16.0 | 20.1 | 23.0 | 24.8 | 24.5 | 21.5 | 17.2 | 13.3 | 8.8 | 7.8 |
| SR | Melilli | 9.0 | 12.2 | 16.0 | 20.2 | 23.1 | 24.8 | 24.6 | 21.6 | 17.3 | 13.3 | 8.8 | 7.9 |
| SR | Noto | 9.2 | 12.3 | 16.1 | 20.4 | 23.2 | 24.8 | 24.7 | 21.8 | 17.5 | 13.3 | 8.8 | 8.0 |
| SR | Pachino | 9.3 | 12.4 | 16.1 | 20.5 | 23.2 | 24.8 | 24.9 | 22.0 | 17.6 | 13.3 | 8.9 | 8.1 |
| SR | Palazzolo Acreide | 9.1 | 12.1 | 16.0 | 20.2 | 23.1 | 24.8 | 24.6 | 21.6 | 17.4 | 13.3 | 8.8 | 7.9 |
| SR | Priolo Gargallo | 9.0 | 12.2 | 16.0 | 20.3 | 23.1 | 24.8 | 24.6 | 21.6 | 17.3 | 13.3 | 8.7 | 7.9 |
| SR | Rosolini | 9.2 | 12.3 | 16.1 | 20.4 | 23.2 | 24.8 | 24.8 | 21.8 | 17.5 | 13.3 | 8.9 | 8.0 |
| SR | Siracusa | 9.1 | 12.3 | 16.1 | 20.4 | 23.2 | 24.8 | 24.7 | 21.7 | 17.5 | 13.3 | 8.8 | 8.0 |
| SR | Sortino | 9.0 | 12.2 | 16.0 | 20.2 | 23.1 | 24.8 | 24.6 | 21.5 | 17.3 | 13.3 | 8.8 | 7.9 |
| TP | Alcamo | 8.9 | 11.5 | 15.9 | 19.7 | 22.8 | 24.3 | 24.6 | 21.6 | 17.3 | 13.5 | 9.1 | 7.3 |
| TP | Calatafimi | 8.9 | 11.5 | 15.9 | 19.7 | 22.8 | 24.3 | 24.7 | 21.6 | 17.4 | 13.5 | 9.1 | 7.4 |
| TP | Campobello di Mazara | 9.0 | 11.6 | 16.1 | 19.8 | 22.9 | 24.3 | 24.8 | 21.6 | 17.6 | 13.5 | 9.3 | 7.6 |
| TP | Castellammare del Golfo | 8.9 | 11.5 | 15.9 | 19.7 | 22.7 | 24.3 | 24.7 | 21.6 | 17.3 | 13.5 | 9.1 | 7.4 |
| TP | Castelvetrano | 9.0 | 11.6 | 16.0 | 19.8 | 22.9 | 24.3 | 24.7 | 21.6 | 17.6 | 13.5 | 9.3 | 7.6 |
| TP | Erice | 9.0 | 11.6 | 16.1 | 19.8 | 22.7 | 24.3 | 24.8 | 21.6 | 17.5 | 13.5 | 9.2 | 7.5 |
| TP | Marsala | 9.0 | 11.6 | 16.1 | 19.9 | 22.7 | 24.3 | 24.8 | 21.6 | 17.7 | 13.5 | 9.3 | 7.7 |
| TP | Mazara del Vallo | 9.0 | 11.6 | 16.1 | 19.9 | 22.8 | 24.3 | 24.8 | 21.6 | 17.7 | 13.5 | 9.4 | 7.7 |
| TP | Paceco | 9.0 | 11.6 | 16.1 | 19.8 | 22.7 | 24.3 | 24.8 | 21.6 | 17.6 | 13.5 | 9.2 | 7.5 |
| TP | Pantelleria | 9.0 | 12.1 | 16.5 | 20.4 | 22.8 | 24.4 | 25.2 | 22.0 | 18.1 | 13.5 | 9.9 | 8.2 |
| TP | Partanna | 8.9 | 11.5 | 15.9 | 19.8 | 22.9 | 24.4 | 24.7 | 21.6 | 17.5 | 13.5 | 9.2 | 7.5 |
| TP | Petrosino | 9.0 | 11.6 | 16.1 | 19.9 | 22.7 | 24.3 | 24.8 | 21.6 | 17.7 | 13.5 | 9.4 | 7.7 |
| TP | Salemi | 8.9 | 11.5 | 16.0 | 19.8 | 22.8 | 24.3 | 24.7 | 21.6 | 17.5 | 13.5 | 9.2 | 7.5 |
| TP | Trapani | 9.0 | 11.6 | 16.1 | 19.8 | 22.7 | 24.3 | 24.8 | 21.6 | 17.6 | 13.5 | 9.2 | 7.6 |

| | | gen | feb | mar | apr | mag | giu | lug | ago | set | ott | nov | dic |
|----|-----------|-----|------|------|------|------|------|------|------|------|------|-----|-----|
| TP | Valderice | 9.0 | 11.6 | 16.1 | 19.8 | 22.7 | 24.3 | 24.7 | 21.6 | 17.5 | 13.5 | 9.2 | 7.5 |

SARDEGNA

| | | | | | | | | | | | | | |
|----|---------------------|-----|------|------|------|------|------|------|------|------|------|-----|-----|
| CA | Assemini | 8.4 | 11.1 | 15.6 | 19.5 | 22.4 | 24.4 | 24.3 | 21.6 | 17.1 | 12.6 | 8.1 | 7.3 |
| CA | Cagliari | 8.4 | 11.2 | 15.6 | 19.5 | 22.4 | 24.3 | 24.3 | 21.6 | 17.2 | 12.7 | 8.1 | 7.4 |
| CA | Capoterra | 8.5 | 11.2 | 15.7 | 19.5 | 22.4 | 24.3 | 24.4 | 21.6 | 17.2 | 12.7 | 8.2 | 7.4 |
| CA | Carbonia | 8.6 | 11.2 | 15.8 | 19.7 | 22.5 | 24.3 | 24.5 | 21.6 | 17.2 | 12.6 | 8.2 | 7.4 |
| CA | Carloforte | 8.8 | 11.4 | 15.9 | 19.7 | 22.5 | 24.3 | 24.6 | 21.6 | 17.3 | 12.6 | 8.3 | 7.4 |
| CA | Decimomannu | 8.4 | 11.1 | 15.6 | 19.5 | 22.4 | 24.4 | 24.3 | 21.6 | 17.1 | 12.6 | 8.1 | 7.3 |
| CA | Dolianova | 8.3 | 11.1 | 15.5 | 19.4 | 22.4 | 24.3 | 24.3 | 21.6 | 17.0 | 12.6 | 8.0 | 7.3 |
| CA | Domusnovas | 8.5 | 11.1 | 15.7 | 19.6 | 22.5 | 24.4 | 24.4 | 21.6 | 17.1 | 12.6 | 8.1 | 7.3 |
| CA | Gonnesa | 8.6 | 11.2 | 15.8 | 19.7 | 22.5 | 24.3 | 24.5 | 21.6 | 17.2 | 12.6 | 8.2 | 7.3 |
| CA | Guspini | 8.4 | 11.0 | 15.6 | 19.5 | 22.4 | 24.4 | 24.4 | 21.7 | 17.0 | 12.5 | 8.0 | 7.1 |
| CA | Iglesias | 8.6 | 11.2 | 15.7 | 19.6 | 22.5 | 24.4 | 24.5 | 21.6 | 17.1 | 12.5 | 8.1 | 7.3 |
| CA | Maracalagonis | 8.4 | 11.2 | 15.6 | 19.4 | 22.4 | 24.3 | 24.3 | 21.6 | 17.1 | 12.7 | 8.1 | 7.4 |
| CA | Monserrato | 8.4 | 11.2 | 15.6 | 19.4 | 22.4 | 24.3 | 24.3 | 21.6 | 17.1 | 12.7 | 8.1 | 7.4 |
| CA | Portoscuso | 8.7 | 11.3 | 15.9 | 19.7 | 22.5 | 24.3 | 24.5 | 21.6 | 17.2 | 12.6 | 8.3 | 7.4 |
| CA | Pula | 8.6 | 11.2 | 15.8 | 19.6 | 22.5 | 24.3 | 24.5 | 21.6 | 17.3 | 12.8 | 8.3 | 7.5 |
| CA | Quartu Sant'Elena | 8.4 | 11.2 | 15.6 | 19.4 | 22.4 | 24.3 | 24.3 | 21.6 | 17.2 | 12.7 | 8.1 | 7.4 |
| CA | Samassi | 8.3 | 11.0 | 15.5 | 19.4 | 22.4 | 24.4 | 24.3 | 21.6 | 17.0 | 12.6 | 8.0 | 7.2 |
| CA | San Gavino Monreale | 8.3 | 10.9 | 15.5 | 19.5 | 22.4 | 24.4 | 24.3 | 21.6 | 17.0 | 12.5 | 8.0 | 7.1 |
| CA | San Sperate | 8.3 | 11.0 | 15.6 | 19.5 | 22.4 | 24.4 | 24.3 | 21.6 | 17.0 | 12.6 | 8.0 | 7.2 |
| CA | Sanluri | 8.2 | 10.9 | 15.5 | 19.4 | 22.4 | 24.4 | 24.3 | 21.6 | 16.9 | 12.5 | 8.0 | 7.1 |
| CA | Sant'Antioco | 8.7 | 11.3 | 15.9 | 19.7 | 22.5 | 24.3 | 24.5 | 21.6 | 17.3 | 12.6 | 8.3 | 7.5 |
| CA | Selargius | 8.4 | 11.1 | 15.6 | 19.4 | 22.4 | 24.3 | 24.3 | 21.6 | 17.1 | 12.7 | 8.1 | 7.4 |
| CA | Serramanna | 8.3 | 11.0 | 15.6 | 19.5 | 22.4 | 24.4 | 24.3 | 21.6 | 17.0 | 12.6 | 8.0 | 7.2 |
| CA | Serrenti | 8.3 | 10.9 | 15.5 | 19.4 | 22.4 | 24.4 | 24.3 | 21.6 | 16.9 | 12.6 | 8.0 | 7.1 |
| CA | Sestu | 8.4 | 11.1 | 15.6 | 19.4 | 22.4 | 24.3 | 24.3 | 21.6 | 17.1 | 12.6 | 8.1 | 7.3 |
| CA | Sinnai | 8.3 | 11.1 | 15.6 | 19.4 | 22.4 | 24.3 | 24.3 | 21.6 | 17.1 | 12.7 | 8.1 | 7.3 |
| CA | Villacidro | 8.4 | 11.0 | 15.6 | 19.5 | 22.4 | 24.4 | 24.4 | 21.6 | 17.0 | 12.5 | 8.0 | 7.2 |
| CA | Villaputzu | 8.3 | 11.3 | 15.5 | 19.2 | 22.3 | 24.3 | 24.3 | 21.5 | 17.1 | 12.7 | 8.0 | 7.3 |
| NU | Bosa | 8.1 | 10.7 | 15.3 | 19.2 | 22.5 | 24.3 | 24.5 | 21.5 | 16.8 | 12.3 | 8.0 | 6.7 |
| NU | Dorgali | 8.0 | 10.7 | 15.3 | 18.9 | 22.3 | 24.3 | 24.3 | 21.3 | 16.5 | 12.3 | 7.7 | 6.8 |
| NU | Lanusei | 8.1 | 11.0 | 15.3 | 19.0 | 22.3 | 24.3 | 24.2 | 21.5 | 16.7 | 12.5 | 7.8 | 7.0 |
| NU | Macomer | 8.0 | 10.5 | 15.3 | 19.0 | 22.4 | 24.3 | 24.4 | 21.6 | 16.6 | 12.4 | 7.9 | 6.6 |
| NU | Nuoro | 7.9 | 10.5 | 15.3 | 18.8 | 22.4 | 24.3 | 24.3 | 21.4 | 16.4 | 12.3 | 7.7 | 6.7 |
| NU | Orosei | 8.0 | 10.8 | 15.3 | 18.9 | 22.4 | 24.3 | 24.4 | 21.3 | 16.5 | 12.2 | 7.7 | 6.8 |
| NU | Siniscola | 8.0 | 10.7 | 15.3 | 18.8 | 22.4 | 24.3 | 24.5 | 21.2 | 16.5 | 12.1 | 7.7 | 6.7 |
| NU | Tortolì | 8.1 | 11.0 | 15.3 | 19.0 | 22.3 | 24.3 | 24.3 | 21.4 | 16.7 | 12.5 | 7.7 | 7.0 |
| OR | Mogoro | 8.2 | 10.9 | 15.5 | 19.4 | 22.4 | 24.4 | 24.3 | 21.7 | 16.9 | 12.5 | 8.0 | 7.0 |
| OR | Oristano | 8.2 | 10.8 | 15.4 | 19.4 | 22.4 | 24.3 | 24.4 | 21.6 | 16.9 | 12.5 | 8.0 | 6.9 |
| OR | Terralba | 8.3 | 10.9 | 15.5 | 19.5 | 22.4 | 24.3 | 24.4 | 21.7 | 16.9 | 12.5 | 8.0 | 7.0 |
| SS | Alghero | 8.1 | 10.8 | 15.3 | 19.2 | 22.5 | 24.3 | 24.7 | 21.3 | 16.7 | 12.2 | 8.0 | 6.6 |
| SS | Arzachena | 7.9 | 10.4 | 15.2 | 18.7 | 22.5 | 24.3 | 24.3 | 21.1 | 16.2 | 11.7 | 7.6 | 6.4 |
| SS | Buddusò | 7.9 | 10.4 | 15.3 | 18.8 | 22.4 | 24.3 | 24.3 | 21.4 | 16.3 | 12.1 | 7.7 | 6.5 |
| SS | Castelsardo | 7.9 | 10.5 | 15.3 | 18.9 | 22.5 | 24.4 | 24.5 | 21.2 | 16.3 | 11.9 | 7.9 | 6.3 |

RADIAZIONE GLOBALE AL SUOLO (MJ / m² giorno)
1999

| | | gen | feb | mar | apr | mag | giu | lug | ago | set | ott | nov | dic |
|----|-----------------|-----|------|------|------|------|------|------|------|------|------|-----|-----|
| SS | Ittiri | 8.0 | 10.5 | 15.3 | 19.0 | 22.5 | 24.3 | 24.5 | 21.4 | 16.6 | 12.1 | 8.0 | 6.5 |
| SS | La Maddalena | 7.9 | 10.5 | 15.1 | 18.6 | 22.4 | 24.3 | 24.3 | 21.0 | 16.2 | 11.6 | 7.6 | 6.3 |
| SS | Olbia | 7.9 | 10.5 | 15.2 | 18.7 | 22.5 | 24.3 | 24.4 | 21.1 | 16.3 | 11.8 | 7.6 | 6.5 |
| SS | Ossi | 7.9 | 10.5 | 15.3 | 19.0 | 22.5 | 24.3 | 24.5 | 21.3 | 16.5 | 12.1 | 8.0 | 6.4 |
| SS | Ozieri | 7.8 | 10.3 | 15.3 | 18.8 | 22.5 | 24.3 | 24.3 | 21.4 | 16.4 | 12.1 | 7.8 | 6.4 |
| SS | Porto Torres | 8.0 | 10.7 | 15.3 | 19.1 | 22.5 | 24.4 | 24.7 | 21.2 | 16.5 | 12.0 | 8.0 | 6.5 |
| SS | Sassari | 7.9 | 10.5 | 15.3 | 19.0 | 22.5 | 24.3 | 24.6 | 21.3 | 16.5 | 12.0 | 8.0 | 6.4 |
| SS | Sorso | 7.9 | 10.5 | 15.3 | 19.0 | 22.5 | 24.4 | 24.6 | 21.2 | 16.4 | 12.0 | 7.9 | 6.4 |
| SS | Tempio Pausania | 7.8 | 10.3 | 15.2 | 18.7 | 22.5 | 24.3 | 24.3 | 21.2 | 16.2 | 11.9 | 7.7 | 6.4 |

RADIAZIONE GLOBALE AL SUOLO (MJ / m² giorno) **media 1994-1999**

| | | gen | feb | mar | apr | mag | giu | lug | ago | set | ott | nov | dic |
|-----------------|---------------------|-----|-----|------|------|------|------|------|------|------|------|-----|-----|
| PIEMONTE | | | | | | | | | | | | | |
| AL | Acqui Terme | 5.5 | 8.5 | 13.8 | 17.5 | 20.7 | 23.0 | 23.0 | 19.4 | 14.5 | 9.7 | 6.2 | 4.5 |
| AL | Alessandria | 5.4 | 8.4 | 13.8 | 17.6 | 20.7 | 23.1 | 23.0 | 19.5 | 14.5 | 9.7 | 6.0 | 4.5 |
| AL | Casale Monferrato | 5.3 | 8.4 | 13.7 | 17.5 | 20.5 | 22.9 | 22.9 | 19.4 | 14.4 | 9.7 | 6.0 | 4.5 |
| AL | Castelnuovo Scrivia | 5.4 | 8.3 | 13.8 | 17.6 | 20.8 | 23.0 | 23.0 | 19.5 | 14.5 | 9.6 | 6.0 | 4.4 |
| AL | Novi Ligure | 5.4 | 8.3 | 13.7 | 17.5 | 20.8 | 23.0 | 23.0 | 19.5 | 14.5 | 9.7 | 6.0 | 4.4 |
| AL | Ovada | 5.5 | 8.4 | 13.7 | 17.5 | 20.7 | 23.1 | 23.0 | 19.5 | 14.5 | 9.7 | 6.1 | 4.5 |
| AL | Serravalle Scrivia | 5.4 | 8.3 | 13.7 | 17.5 | 20.8 | 23.0 | 23.0 | 19.5 | 14.5 | 9.7 | 6.1 | 4.4 |
| AL | Tortona | 5.4 | 8.3 | 13.7 | 17.5 | 20.8 | 23.0 | 23.0 | 19.5 | 14.5 | 9.6 | 6.0 | 4.4 |
| AL | Valenza | 5.4 | 8.4 | 13.8 | 17.5 | 20.7 | 23.0 | 23.0 | 19.5 | 14.5 | 9.7 | 6.0 | 4.5 |
| AT | Asti | 5.4 | 8.5 | 13.8 | 17.5 | 20.6 | 23.0 | 22.9 | 19.3 | 14.4 | 9.7 | 6.2 | 4.6 |
| AT | Canelli | 5.5 | 8.6 | 13.8 | 17.5 | 20.7 | 23.0 | 22.9 | 19.4 | 14.4 | 9.7 | 6.2 | 4.6 |
| AT | Costigliole d'Asti | 5.5 | 8.6 | 13.8 | 17.6 | 20.6 | 23.0 | 22.8 | 19.3 | 14.4 | 9.8 | 6.2 | 4.6 |
| AT | Nizza Monferrato | 5.4 | 8.5 | 13.8 | 17.6 | 20.7 | 23.0 | 22.9 | 19.4 | 14.5 | 9.7 | 6.1 | 4.6 |
| AT | San Damiano d'Asti | 5.4 | 8.6 | 13.8 | 17.5 | 20.5 | 22.9 | 22.8 | 19.2 | 14.4 | 9.8 | 6.3 | 4.6 |
| BI | Biella | 4.6 | 7.6 | 12.9 | 16.7 | 19.6 | 22.1 | 22.1 | 18.7 | 13.8 | 9.6 | 5.8 | 4.2 |
| BI | Cossato | 4.8 | 7.8 | 13.1 | 16.8 | 19.7 | 22.2 | 22.2 | 18.8 | 13.9 | 9.6 | 5.8 | 4.3 |
| CN | Alba | 5.4 | 8.6 | 13.7 | 17.5 | 20.5 | 22.9 | 22.7 | 19.2 | 14.4 | 9.8 | 6.3 | 4.7 |
| CN | Barge | 4.7 | 7.8 | 13.2 | 16.9 | 20.0 | 22.2 | 22.0 | 18.7 | 14.2 | 9.9 | 6.2 | 4.4 |
| CN | Borgo San Dalmazzo | 5.3 | 8.4 | 13.6 | 17.2 | 20.3 | 22.4 | 22.2 | 18.8 | 14.4 | 10.1 | 6.6 | 4.7 |
| CN | Bra | 5.4 | 8.5 | 13.7 | 17.4 | 20.4 | 22.7 | 22.5 | 19.0 | 14.4 | 9.9 | 6.4 | 4.7 |
| CN | Busca | 5.1 | 8.2 | 13.5 | 17.1 | 20.1 | 22.3 | 22.2 | 18.8 | 14.3 | 10.0 | 6.5 | 4.6 |
| CN | Caraglio | 5.1 | 8.2 | 13.6 | 17.1 | 20.2 | 22.3 | 22.1 | 18.8 | 14.4 | 10.1 | 6.5 | 4.7 |
| CN | Ceva | 5.6 | 8.6 | 13.7 | 17.4 | 20.6 | 22.8 | 22.7 | 19.2 | 14.5 | 9.9 | 6.5 | 4.7 |
| CN | Cuneo | 5.3 | 8.4 | 13.6 | 17.2 | 20.2 | 22.4 | 22.2 | 18.8 | 14.4 | 10.1 | 6.5 | 4.7 |
| CN | Dronero | 5.0 | 8.1 | 13.5 | 17.1 | 20.1 | 22.3 | 22.1 | 18.8 | 14.3 | 10.1 | 6.4 | 4.6 |
| CN | Fossano | 5.4 | 8.5 | 13.7 | 17.3 | 20.3 | 22.5 | 22.4 | 18.9 | 14.4 | 10.0 | 6.5 | 4.7 |
| CN | Mondovì | 5.5 | 8.6 | 13.7 | 17.4 | 20.4 | 22.6 | 22.5 | 19.0 | 14.4 | 10.0 | 6.5 | 4.7 |
| CN | Racconigi | 5.2 | 8.4 | 13.6 | 17.3 | 20.2 | 22.5 | 22.4 | 18.9 | 14.3 | 9.9 | 6.3 | 4.6 |
| CN | Saluzzo | 5.1 | 8.2 | 13.5 | 17.2 | 20.1 | 22.3 | 22.2 | 18.8 | 14.2 | 10.0 | 6.4 | 4.6 |
| CN | Savigliano | 5.3 | 8.4 | 13.6 | 17.3 | 20.2 | 22.5 | 22.3 | 18.9 | 14.3 | 10.0 | 6.4 | 4.6 |
| CN | Sommariva del Bosco | 5.3 | 8.5 | 13.7 | 17.4 | 20.3 | 22.6 | 22.5 | 19.0 | 14.3 | 9.9 | 6.3 | 4.6 |
| CN | Verzuolo | 5.1 | 8.2 | 13.5 | 17.2 | 20.1 | 22.3 | 22.2 | 18.8 | 14.3 | 10.0 | 6.4 | 4.6 |
| NO | Arona | 4.8 | 7.7 | 13.0 | 16.6 | 19.7 | 22.1 | 22.1 | 18.8 | 13.8 | 9.5 | 5.7 | 4.2 |
| NO | Borgomanero | 4.8 | 7.8 | 13.1 | 16.7 | 19.7 | 22.2 | 22.2 | 18.8 | 13.9 | 9.5 | 5.8 | 4.3 |
| NO | Cameri | 5.2 | 8.2 | 13.5 | 17.2 | 20.2 | 22.6 | 22.6 | 19.2 | 14.2 | 9.6 | 5.9 | 4.4 |
| NO | Galliate | 5.2 | 8.2 | 13.5 | 17.2 | 20.2 | 22.6 | 22.6 | 19.3 | 14.2 | 9.6 | 5.9 | 4.4 |
| NO | Gozzano | 4.7 | 7.7 | 13.0 | 16.6 | 19.6 | 22.1 | 22.1 | 18.7 | 13.8 | 9.5 | 5.7 | 4.2 |
| NO | Novara | 5.2 | 8.2 | 13.6 | 17.2 | 20.3 | 22.6 | 22.6 | 19.3 | 14.2 | 9.6 | 5.9 | 4.4 |
| NO | Oleggio | 5.1 | 8.1 | 13.4 | 17.0 | 20.0 | 22.4 | 22.4 | 19.1 | 14.1 | 9.6 | 5.8 | 4.4 |
| NO | Treccate | 5.2 | 8.2 | 13.6 | 17.3 | 20.3 | 22.7 | 22.7 | 19.3 | 14.3 | 9.6 | 5.9 | 4.4 |
| TO | Alpignano | 4.7 | 7.8 | 13.1 | 16.9 | 19.9 | 22.2 | 22.1 | 18.7 | 14.0 | 9.8 | 6.1 | 4.3 |
| TO | Avigliana | 4.5 | 7.5 | 12.9 | 16.8 | 19.8 | 22.1 | 21.9 | 18.6 | 14.0 | 9.8 | 6.0 | 4.3 |
| TO | Beinasco | 4.9 | 8.0 | 13.3 | 17.0 | 19.9 | 22.3 | 22.2 | 18.7 | 14.1 | 9.8 | 6.1 | 4.4 |

RADIAZIONE GLOBALE AL SUOLO (MJ / m² giorno) **media 1994-1999**

| | gen | feb | mar | apr | mag | giu | lug | ago | set | ott | nov | dic |
|-------------------------|-----|-----|------|------|------|------|------|------|------|-----|-----|-----|
| TO Borgaro Torinese | 4.8 | 7.9 | 13.2 | 17.0 | 19.9 | 22.3 | 22.2 | 18.7 | 14.0 | 9.8 | 6.1 | 4.4 |
| TO Bussoleno | 4.0 | 6.9 | 12.5 | 16.4 | 19.7 | 21.9 | 21.8 | 18.5 | 13.9 | 9.7 | 5.8 | 4.0 |
| TO Caluso | 4.9 | 8.0 | 13.2 | 17.0 | 19.9 | 22.3 | 22.3 | 18.9 | 14.0 | 9.7 | 6.0 | 4.4 |
| TO Carmagnola | 5.2 | 8.4 | 13.6 | 17.3 | 20.2 | 22.5 | 22.4 | 18.9 | 14.3 | 9.9 | 6.3 | 4.6 |
| TO Caselle Torinese | 4.8 | 7.8 | 13.2 | 16.9 | 19.8 | 22.2 | 22.1 | 18.7 | 14.0 | 9.7 | 6.1 | 4.4 |
| TO Castellamonte | 4.6 | 7.5 | 12.9 | 16.7 | 19.7 | 22.1 | 22.0 | 18.6 | 13.9 | 9.7 | 5.9 | 4.2 |
| TO Cavour | 4.8 | 7.9 | 13.3 | 17.0 | 20.0 | 22.2 | 22.0 | 18.7 | 14.1 | 9.9 | 6.2 | 4.5 |
| TO Chieri | 5.2 | 8.3 | 13.5 | 17.3 | 20.1 | 22.6 | 22.4 | 19.0 | 14.2 | 9.8 | 6.2 | 4.6 |
| TO Chivasso | 5.0 | 8.1 | 13.4 | 17.1 | 20.0 | 22.5 | 22.4 | 19.0 | 14.1 | 9.7 | 6.1 | 4.5 |
| TO Ciriè | 4.6 | 7.7 | 13.0 | 16.8 | 19.8 | 22.1 | 22.0 | 18.6 | 13.9 | 9.7 | 6.0 | 4.3 |
| TO Collegno | 4.8 | 7.9 | 13.2 | 17.0 | 19.9 | 22.2 | 22.1 | 18.7 | 14.0 | 9.8 | 6.1 | 4.4 |
| TO Cuornè | 4.4 | 7.4 | 12.8 | 16.6 | 19.6 | 22.0 | 21.9 | 18.6 | 13.8 | 9.6 | 5.8 | 4.1 |
| TO Gassino Torinese | 5.0 | 8.2 | 13.4 | 17.1 | 20.1 | 22.5 | 22.4 | 18.9 | 14.1 | 9.8 | 6.1 | 4.5 |
| TO Giaveno | 4.5 | 7.5 | 12.9 | 16.7 | 19.8 | 22.0 | 21.9 | 18.6 | 14.0 | 9.8 | 6.0 | 4.2 |
| TO Grugliasco | 4.8 | 7.9 | 13.2 | 17.0 | 19.9 | 22.2 | 22.1 | 18.7 | 14.0 | 9.8 | 6.1 | 4.4 |
| TO Ivrea | 4.6 | 7.6 | 12.9 | 16.7 | 19.7 | 22.1 | 22.0 | 18.7 | 13.8 | 9.6 | 5.8 | 4.2 |
| TO Lanzo Torinese | 4.4 | 7.3 | 12.8 | 16.6 | 19.7 | 22.0 | 21.9 | 18.5 | 13.9 | 9.7 | 5.9 | 4.1 |
| TO Leini | 4.9 | 8.0 | 13.2 | 17.0 | 19.9 | 22.3 | 22.2 | 18.8 | 14.0 | 9.8 | 6.1 | 4.4 |
| TO Luserna San Giovanni | 4.6 | 7.6 | 13.1 | 16.8 | 19.9 | 22.1 | 21.9 | 18.6 | 14.1 | 9.9 | 6.1 | 4.3 |
| TO Moncalieri | 5.0 | 8.2 | 13.4 | 17.1 | 20.0 | 22.4 | 22.3 | 18.9 | 14.1 | 9.8 | 6.2 | 4.5 |
| TO Nichelino | 5.0 | 8.1 | 13.4 | 17.1 | 20.0 | 22.4 | 22.3 | 18.8 | 14.1 | 9.8 | 6.2 | 4.5 |
| TO None | 5.0 | 8.0 | 13.3 | 17.1 | 20.0 | 22.3 | 22.2 | 18.8 | 14.1 | 9.8 | 6.2 | 4.5 |
| TO Orbassano | 4.8 | 7.9 | 13.2 | 17.0 | 19.9 | 22.2 | 22.1 | 18.7 | 14.1 | 9.8 | 6.1 | 4.4 |
| TO Pianezza | 4.7 | 7.8 | 13.1 | 16.9 | 19.9 | 22.2 | 22.1 | 18.7 | 14.0 | 9.8 | 6.1 | 4.4 |
| TO Pinerolo | 4.6 | 7.7 | 13.1 | 16.9 | 19.9 | 22.1 | 22.0 | 18.6 | 14.1 | 9.8 | 6.1 | 4.3 |
| TO Piossasco | 4.8 | 7.8 | 13.2 | 16.9 | 19.9 | 22.2 | 22.1 | 18.7 | 14.1 | 9.8 | 6.1 | 4.4 |
| TO Poirino | 5.3 | 8.4 | 13.6 | 17.4 | 20.3 | 22.6 | 22.5 | 19.1 | 14.3 | 9.8 | 6.2 | 4.6 |
| TO Rivalta di Torino | 4.8 | 7.9 | 13.2 | 16.9 | 19.9 | 22.2 | 22.1 | 18.7 | 14.0 | 9.8 | 6.1 | 4.4 |
| TO Rivarolo Canavese | 4.7 | 7.7 | 13.0 | 16.8 | 19.7 | 22.2 | 22.1 | 18.7 | 13.9 | 9.7 | 5.9 | 4.3 |
| TO Rivoli | 4.7 | 7.8 | 13.1 | 16.9 | 19.9 | 22.2 | 22.1 | 18.7 | 14.0 | 9.8 | 6.1 | 4.4 |
| TO San Mauro Torinese | 5.0 | 8.1 | 13.4 | 17.1 | 20.0 | 22.4 | 22.3 | 18.9 | 14.1 | 9.8 | 6.2 | 4.5 |
| TO Santena | 5.2 | 8.3 | 13.6 | 17.3 | 20.2 | 22.5 | 22.4 | 19.0 | 14.2 | 9.8 | 6.2 | 4.6 |
| TO Settimo Torinese | 5.0 | 8.1 | 13.4 | 17.1 | 20.0 | 22.4 | 22.3 | 18.9 | 14.1 | 9.8 | 6.1 | 4.5 |
| TO Strambino | 4.8 | 7.8 | 13.1 | 16.8 | 19.8 | 22.2 | 22.2 | 18.8 | 13.9 | 9.7 | 5.9 | 4.3 |
| TO Susa | 3.9 | 6.7 | 12.4 | 16.3 | 19.7 | 21.9 | 21.7 | 18.4 | 13.9 | 9.7 | 5.7 | 3.9 |
| TO Torino | 5.0 | 8.1 | 13.3 | 17.1 | 20.0 | 22.4 | 22.2 | 18.8 | 14.1 | 9.8 | 6.1 | 4.5 |
| TO Venaria | 4.8 | 7.9 | 13.2 | 17.0 | 19.9 | 22.3 | 22.2 | 18.7 | 14.0 | 9.8 | 6.1 | 4.4 |
| TO Vigone | 4.9 | 8.0 | 13.4 | 17.1 | 20.0 | 22.3 | 22.1 | 18.7 | 14.2 | 9.9 | 6.2 | 4.5 |
| TO Vinovo | 5.0 | 8.1 | 13.4 | 17.1 | 20.0 | 22.4 | 22.3 | 18.8 | 14.2 | 9.8 | 6.2 | 4.5 |
| TO Volpiano | 4.9 | 8.0 | 13.3 | 17.0 | 19.9 | 22.4 | 22.3 | 18.8 | 14.0 | 9.8 | 6.1 | 4.4 |
| VB Cannobio | 4.3 | 7.1 | 12.4 | 16.1 | 19.2 | 21.7 | 21.6 | 18.3 | 13.5 | 9.3 | 5.5 | 3.9 |
| VB Domodossola | 3.9 | 6.6 | 11.9 | 15.8 | 19.1 | 21.5 | 21.4 | 18.1 | 13.3 | 9.2 | 5.3 | 3.7 |
| VB Gravellona Toce | 4.4 | 7.3 | 12.5 | 16.3 | 19.3 | 21.8 | 21.8 | 18.5 | 13.6 | 9.4 | 5.6 | 4.0 |
| VB Omegna | 4.5 | 7.4 | 12.6 | 16.3 | 19.4 | 21.9 | 21.8 | 18.5 | 13.6 | 9.4 | 5.6 | 4.1 |
| VB Verbania | 4.5 | 7.4 | 12.6 | 16.3 | 19.4 | 21.9 | 21.8 | 18.5 | 13.6 | 9.4 | 5.6 | 4.1 |
| VB Villadossola | 4.0 | 6.7 | 12.0 | 15.9 | 19.1 | 21.6 | 21.5 | 18.2 | 13.4 | 9.2 | 5.3 | 3.8 |
| VC Borgosesia | 4.6 | 7.6 | 12.9 | 16.6 | 19.6 | 22.1 | 22.0 | 18.7 | 13.8 | 9.5 | 5.7 | 4.2 |
| VC Crescentino | 5.2 | 8.3 | 13.6 | 17.3 | 20.2 | 22.6 | 22.6 | 19.1 | 14.2 | 9.7 | 6.1 | 4.5 |
| VC Gattinara | 4.9 | 7.9 | 13.2 | 16.8 | 19.8 | 22.2 | 22.2 | 18.9 | 13.9 | 9.5 | 5.8 | 4.3 |

RADIAZIONE GLOBALE AL SUOLO (MJ / m² giorno) **media 1994-1999**

| | gen | feb | mar | apr | mag | giu | lug | ago | set | ott | nov | dic |
|---------------------|-----|-----|------|------|------|------|------|------|------|-----|-----|-----|
| VC Santhià | 5.0 | 8.1 | 13.4 | 17.1 | 20.0 | 22.5 | 22.4 | 19.0 | 14.1 | 9.7 | 6.0 | 4.4 |
| VC Serravalle Sesia | 4.7 | 7.7 | 13.0 | 16.7 | 19.6 | 22.1 | 22.1 | 18.8 | 13.8 | 9.5 | 5.7 | 4.2 |
| VC Trino | 5.3 | 8.3 | 13.7 | 17.4 | 20.4 | 22.8 | 22.7 | 19.3 | 14.3 | 9.7 | 6.0 | 4.5 |
| VC Varallo | 4.4 | 7.3 | 12.6 | 16.3 | 19.4 | 21.9 | 21.8 | 18.5 | 13.6 | 9.4 | 5.6 | 4.1 |
| VC Vercelli | 5.2 | 8.3 | 13.6 | 17.3 | 20.3 | 22.7 | 22.7 | 19.3 | 14.3 | 9.7 | 6.0 | 4.5 |

VALLE D'AOSTA / VALLÉE D'AOST

| | | | | | | | | | | | | |
|------------------|-----|-----|------|------|------|------|------|------|------|-----|-----|-----|
| AO Aosta / Aoste | 3.6 | 6.2 | 11.8 | 16.0 | 19.4 | 21.8 | 21.5 | 18.2 | 13.6 | 9.4 | 5.4 | 3.6 |
|------------------|-----|-----|------|------|------|------|------|------|------|-----|-----|-----|

LOMBARDIA

| | | | | | | | | | | | | |
|------------------------|-----|-----|------|------|------|------|------|------|------|-----|-----|-----|
| BG Albino | 4.8 | 7.6 | 13.0 | 16.7 | 19.8 | 21.9 | 22.0 | 18.7 | 14.0 | 9.5 | 5.7 | 4.1 |
| BG Alzano Lombardo | 4.9 | 7.7 | 13.1 | 16.8 | 19.9 | 22.0 | 22.2 | 18.8 | 14.0 | 9.6 | 5.7 | 4.2 |
| BG Bergamo | 5.0 | 7.8 | 13.2 | 16.9 | 19.9 | 22.1 | 22.3 | 18.8 | 14.1 | 9.6 | 5.7 | 4.2 |
| BG Calusco d'Adda | 5.0 | 7.9 | 13.3 | 17.0 | 20.0 | 22.2 | 22.3 | 18.9 | 14.1 | 9.6 | 5.7 | 4.2 |
| BG Caravaggio | 5.2 | 8.0 | 13.5 | 17.2 | 20.3 | 22.4 | 22.6 | 19.2 | 14.3 | 9.7 | 5.8 | 4.2 |
| BG Clusone | 4.6 | 7.3 | 12.7 | 16.4 | 19.6 | 21.6 | 21.7 | 18.3 | 13.8 | 9.5 | 5.6 | 4.0 |
| BG Costa Volpino | 4.7 | 7.4 | 12.8 | 16.6 | 19.7 | 21.7 | 21.8 | 18.4 | 13.9 | 9.5 | 5.6 | 4.1 |
| BG Dalmine | 5.0 | 7.8 | 13.3 | 17.0 | 20.0 | 22.2 | 22.4 | 19.0 | 14.2 | 9.6 | 5.8 | 4.2 |
| BG Gandino | 4.8 | 7.5 | 12.9 | 16.6 | 19.7 | 21.8 | 21.9 | 18.5 | 13.9 | 9.5 | 5.6 | 4.1 |
| BG Nembro | 4.9 | 7.6 | 13.0 | 16.8 | 19.8 | 21.9 | 22.1 | 18.7 | 14.0 | 9.6 | 5.7 | 4.1 |
| BG Ponte San Pietro | 5.0 | 7.8 | 13.2 | 16.9 | 19.9 | 22.1 | 22.3 | 18.9 | 14.1 | 9.6 | 5.7 | 4.2 |
| BG Romano di Lombardia | 5.2 | 7.9 | 13.4 | 17.2 | 20.3 | 22.4 | 22.6 | 19.1 | 14.3 | 9.7 | 5.8 | 4.2 |
| BG Seriate | 5.0 | 7.8 | 13.2 | 16.9 | 20.0 | 22.1 | 22.3 | 18.8 | 14.1 | 9.6 | 5.7 | 4.2 |
| BG Trescore Balneario | 5.0 | 7.7 | 13.1 | 16.8 | 19.9 | 22.0 | 22.2 | 18.8 | 14.1 | 9.6 | 5.7 | 4.1 |
| BG Treviglio | 5.2 | 8.0 | 13.4 | 17.2 | 20.3 | 22.4 | 22.6 | 19.2 | 14.3 | 9.7 | 5.8 | 4.2 |
| BG Urgnano | 5.1 | 7.8 | 13.3 | 17.1 | 20.1 | 22.2 | 22.4 | 19.0 | 14.2 | 9.6 | 5.8 | 4.2 |
| BG Zogno | 4.8 | 7.6 | 13.0 | 16.7 | 19.7 | 21.9 | 22.1 | 18.6 | 13.9 | 9.5 | 5.7 | 4.1 |

| | | | | | | | | | | | | |
|------------------------|-----|-----|------|------|------|------|------|------|------|-----|-----|-----|
| BS Bagnolo Mella | 5.2 | 8.0 | 13.5 | 17.2 | 20.4 | 22.4 | 22.7 | 19.2 | 14.5 | 9.8 | 5.8 | 4.3 |
| BS Breno | 4.5 | 7.2 | 12.5 | 16.3 | 19.5 | 21.5 | 21.6 | 18.2 | 13.7 | 9.4 | 5.5 | 4.0 |
| BS Brescia | 5.2 | 7.9 | 13.3 | 17.0 | 20.2 | 22.2 | 22.5 | 19.0 | 14.4 | 9.7 | 5.8 | 4.2 |
| BS Carpenedolo | 5.3 | 8.1 | 13.5 | 17.2 | 20.5 | 22.5 | 22.8 | 19.3 | 14.6 | 9.8 | 5.8 | 4.3 |
| BS Castenedolo | 5.2 | 7.9 | 13.4 | 17.1 | 20.3 | 22.3 | 22.6 | 19.1 | 14.4 | 9.8 | 5.8 | 4.2 |
| BS Chiari | 5.2 | 7.9 | 13.3 | 17.1 | 20.2 | 22.3 | 22.5 | 19.0 | 14.3 | 9.7 | 5.8 | 4.2 |
| BS Concesio | 5.1 | 7.8 | 13.2 | 16.9 | 20.1 | 22.1 | 22.4 | 18.9 | 14.2 | 9.7 | 5.8 | 4.2 |
| BS Darfo Boario Terme | 4.6 | 7.3 | 12.7 | 16.5 | 19.6 | 21.6 | 21.7 | 18.3 | 13.9 | 9.5 | 5.6 | 4.0 |
| BS Desenzano del Garda | 5.3 | 8.0 | 13.4 | 17.1 | 20.3 | 22.3 | 22.6 | 19.1 | 14.5 | 9.8 | 5.8 | 4.3 |
| BS Gardone Val Trompia | 5.0 | 7.7 | 13.1 | 16.8 | 20.0 | 22.0 | 22.2 | 18.7 | 14.1 | 9.6 | 5.7 | 4.2 |
| BS Gavardo | 5.2 | 7.9 | 13.3 | 16.9 | 20.2 | 22.1 | 22.4 | 18.9 | 14.3 | 9.7 | 5.8 | 4.2 |
| BS Ghedi | 5.3 | 8.0 | 13.5 | 17.2 | 20.4 | 22.5 | 22.7 | 19.3 | 14.5 | 9.8 | 5.8 | 4.3 |
| BS Gussago | 5.1 | 7.8 | 13.2 | 17.0 | 20.1 | 22.1 | 22.4 | 18.9 | 14.2 | 9.7 | 5.8 | 4.2 |
| BS Iseo | 5.0 | 7.7 | 13.1 | 16.8 | 20.0 | 22.0 | 22.2 | 18.8 | 14.1 | 9.6 | 5.7 | 4.2 |
| BS Leno | 5.3 | 8.0 | 13.5 | 17.2 | 20.5 | 22.5 | 22.8 | 19.3 | 14.5 | 9.8 | 5.9 | 4.3 |
| BS Lonato | 5.3 | 8.0 | 13.4 | 17.1 | 20.3 | 22.3 | 22.6 | 19.1 | 14.5 | 9.8 | 5.8 | 4.3 |
| BS Lumezzane | 5.1 | 7.8 | 13.2 | 16.9 | 20.0 | 22.0 | 22.2 | 18.8 | 14.2 | 9.7 | 5.8 | 4.2 |
| BS Manerbio | 5.3 | 8.0 | 13.6 | 17.3 | 20.5 | 22.6 | 22.8 | 19.3 | 14.6 | 9.8 | 5.8 | 4.3 |
| BS Montichiari | 5.3 | 8.0 | 13.5 | 17.1 | 20.4 | 22.4 | 22.7 | 19.2 | 14.5 | 9.8 | 5.8 | 4.3 |

RADIAZIONE GLOBALE AL SUOLO (MJ / m² giorno) **media 1994-1999**

| | | gen | feb | mar | apr | mag | giu | lug | ago | set | ott | nov | dic |
|----|-----------------------|-----|-----|------|------|------|------|------|------|------|------|-----|-----|
| BS | Orzinuovi | 5.3 | 8.0 | 13.5 | 17.3 | 20.5 | 22.5 | 22.8 | 19.3 | 14.5 | 9.8 | 5.9 | 4.3 |
| BS | Palazzolo sull'Oglio | 5.1 | 7.8 | 13.3 | 17.0 | 20.1 | 22.2 | 22.4 | 18.9 | 14.2 | 9.7 | 5.8 | 4.2 |
| BS | Pontevedico | 5.3 | 8.1 | 13.6 | 17.4 | 20.6 | 22.7 | 23.0 | 19.4 | 14.6 | 9.9 | 5.9 | 4.3 |
| BS | Rezzato | 5.2 | 7.9 | 13.3 | 17.0 | 20.3 | 22.2 | 22.5 | 19.0 | 14.4 | 9.7 | 5.8 | 4.2 |
| BS | Rovato | 5.1 | 7.8 | 13.3 | 17.0 | 20.2 | 22.2 | 22.4 | 19.0 | 14.3 | 9.7 | 5.8 | 4.2 |
| BS | Salò | 5.2 | 7.9 | 13.3 | 16.9 | 20.1 | 22.1 | 22.4 | 18.9 | 14.3 | 9.7 | 5.8 | 4.3 |
| BS | Sarezzo | 5.0 | 7.7 | 13.2 | 16.9 | 20.0 | 22.0 | 22.2 | 18.8 | 14.2 | 9.7 | 5.8 | 4.2 |
| BS | Toscolano-Maderno | 5.1 | 7.9 | 13.2 | 16.8 | 20.0 | 22.0 | 22.3 | 18.8 | 14.2 | 9.7 | 5.8 | 4.3 |
| BS | Travagliato | 5.2 | 7.9 | 13.3 | 17.0 | 20.2 | 22.3 | 22.5 | 19.0 | 14.3 | 9.7 | 5.8 | 4.2 |
| BS | Verolanuova | 5.3 | 8.0 | 13.6 | 17.3 | 20.6 | 22.6 | 22.9 | 19.3 | 14.6 | 9.8 | 5.9 | 4.3 |
| BS | Villa Carcina | 5.1 | 7.8 | 13.2 | 16.9 | 20.0 | 22.0 | 22.3 | 18.8 | 14.2 | 9.7 | 5.8 | 4.2 |
| CO | Cantù | 5.0 | 7.9 | 13.2 | 16.9 | 19.9 | 22.2 | 22.3 | 19.0 | 14.0 | 9.5 | 5.8 | 4.3 |
| CO | Cernobbio | 4.9 | 7.7 | 13.0 | 16.7 | 19.6 | 22.0 | 22.1 | 18.8 | 13.9 | 9.5 | 5.7 | 4.2 |
| CO | Como | 4.9 | 7.8 | 13.1 | 16.8 | 19.8 | 22.1 | 22.2 | 18.8 | 13.9 | 9.5 | 5.7 | 4.2 |
| CO | Erba | 4.9 | 7.7 | 13.1 | 16.7 | 19.8 | 22.1 | 22.1 | 18.8 | 13.9 | 9.5 | 5.7 | 4.2 |
| CO | Mariano Comense | 5.1 | 7.9 | 13.3 | 16.9 | 20.0 | 22.3 | 22.4 | 19.0 | 14.1 | 9.5 | 5.8 | 4.3 |
| CO | Olgiate Comasco | 5.0 | 7.9 | 13.2 | 16.8 | 19.8 | 22.2 | 22.2 | 18.9 | 13.9 | 9.5 | 5.7 | 4.3 |
| CR | Casalmaggiore | 5.4 | 8.2 | 13.7 | 17.4 | 20.9 | 22.9 | 23.2 | 19.6 | 14.9 | 10.0 | 5.9 | 4.3 |
| CR | Castelleone | 5.3 | 8.1 | 13.6 | 17.4 | 20.6 | 22.7 | 22.9 | 19.4 | 14.5 | 9.8 | 5.9 | 4.2 |
| CR | Crema | 5.3 | 8.1 | 13.6 | 17.4 | 20.5 | 22.6 | 22.8 | 19.3 | 14.5 | 9.7 | 5.9 | 4.2 |
| CR | Cremona | 5.4 | 8.1 | 13.7 | 17.4 | 20.8 | 22.8 | 23.1 | 19.5 | 14.7 | 9.9 | 5.9 | 4.3 |
| CR | Offanengo | 5.3 | 8.0 | 13.6 | 17.3 | 20.5 | 22.6 | 22.8 | 19.3 | 14.5 | 9.8 | 5.9 | 4.2 |
| CR | Pizzighettone | 5.4 | 8.1 | 13.7 | 17.5 | 20.7 | 22.8 | 23.0 | 19.5 | 14.6 | 9.8 | 5.9 | 4.3 |
| CR | Rivolta d'Adda | 5.2 | 8.0 | 13.5 | 17.3 | 20.4 | 22.5 | 22.7 | 19.2 | 14.4 | 9.7 | 5.9 | 4.3 |
| CR | Soresina | 5.3 | 8.1 | 13.6 | 17.4 | 20.6 | 22.7 | 22.9 | 19.4 | 14.6 | 9.8 | 5.9 | 4.2 |
| LC | Calolziocorte | 4.9 | 7.7 | 13.1 | 16.7 | 19.8 | 22.0 | 22.1 | 18.8 | 13.9 | 9.5 | 5.7 | 4.2 |
| LC | Casatenovo | 5.0 | 7.9 | 13.3 | 16.9 | 20.0 | 22.2 | 22.3 | 19.0 | 14.1 | 9.6 | 5.8 | 4.2 |
| LC | Colico | 4.3 | 7.0 | 12.2 | 16.1 | 19.2 | 21.5 | 21.5 | 18.2 | 13.5 | 9.3 | 5.4 | 3.9 |
| LC | Galbiate | 4.9 | 7.7 | 13.0 | 16.7 | 19.7 | 22.0 | 22.1 | 18.8 | 13.9 | 9.5 | 5.7 | 4.2 |
| LC | Lecco | 4.8 | 7.6 | 12.9 | 16.6 | 19.7 | 21.9 | 22.0 | 18.7 | 13.9 | 9.5 | 5.7 | 4.1 |
| LC | Mandello del Lario | 4.7 | 7.5 | 12.8 | 16.5 | 19.6 | 21.8 | 21.9 | 18.6 | 13.8 | 9.4 | 5.6 | 4.1 |
| LC | Merate | 5.0 | 7.9 | 13.2 | 16.9 | 19.9 | 22.2 | 22.3 | 18.9 | 14.1 | 9.6 | 5.7 | 4.2 |
| LC | Valmadrera | 4.8 | 7.6 | 13.0 | 16.6 | 19.7 | 21.9 | 22.0 | 18.7 | 13.9 | 9.5 | 5.7 | 4.1 |
| LO | Casalpusterlengo | 5.4 | 8.1 | 13.7 | 17.5 | 20.7 | 22.8 | 23.0 | 19.5 | 14.6 | 9.8 | 5.9 | 4.3 |
| LO | Codogno | 5.4 | 8.1 | 13.7 | 17.5 | 20.7 | 22.8 | 23.0 | 19.5 | 14.6 | 9.8 | 5.9 | 4.3 |
| LO | Lodi | 5.3 | 8.1 | 13.6 | 17.4 | 20.6 | 22.7 | 22.9 | 19.4 | 14.5 | 9.7 | 5.9 | 4.3 |
| LO | Sant'Angelo Lodigiano | 5.3 | 8.2 | 13.7 | 17.5 | 20.7 | 22.8 | 23.0 | 19.5 | 14.5 | 9.7 | 5.9 | 4.3 |
| MI | Abbiategrasso | 5.3 | 8.2 | 13.7 | 17.3 | 20.4 | 22.7 | 22.8 | 19.4 | 14.3 | 9.6 | 5.9 | 4.4 |
| MI | Agrate Brianza | 5.2 | 8.0 | 13.4 | 17.1 | 20.2 | 22.4 | 22.5 | 19.1 | 14.2 | 9.6 | 5.8 | 4.3 |
| MI | Arcore | 5.1 | 7.9 | 13.4 | 17.0 | 20.1 | 22.3 | 22.5 | 19.1 | 14.1 | 9.6 | 5.8 | 4.2 |
| MI | Arese | 5.2 | 8.1 | 13.5 | 17.2 | 20.2 | 22.5 | 22.6 | 19.3 | 14.2 | 9.6 | 5.9 | 4.3 |
| MI | Bareggio | 5.2 | 8.2 | 13.6 | 17.3 | 20.3 | 22.6 | 22.7 | 19.3 | 14.3 | 9.6 | 5.9 | 4.4 |
| MI | Besana in Brianza | 5.0 | 7.9 | 13.3 | 16.9 | 20.0 | 22.2 | 22.3 | 19.0 | 14.1 | 9.6 | 5.8 | 4.2 |
| MI | Biassono | 5.1 | 8.0 | 13.4 | 17.0 | 20.1 | 22.4 | 22.5 | 19.1 | 14.1 | 9.6 | 5.8 | 4.3 |
| MI | Bollate | 5.2 | 8.1 | 13.5 | 17.2 | 20.2 | 22.5 | 22.6 | 19.2 | 14.2 | 9.6 | 5.8 | 4.3 |
| MI | Bovisio-Masciago | 5.1 | 8.0 | 13.4 | 17.1 | 20.1 | 22.4 | 22.5 | 19.1 | 14.2 | 9.6 | 5.8 | 4.3 |

RADIAZIONE GLOBALE AL SUOLO (MJ / m² giorno) **media 1994-1999**

| | | gen | feb | mar | apr | mag | giu | lug | ago | set | ott | nov | dic |
|----|-----------------------|-----|-----|------|------|------|------|------|------|------|-----|-----|-----|
| MI | Bresso | 5.2 | 8.1 | 13.5 | 17.2 | 20.3 | 22.5 | 22.6 | 19.2 | 14.3 | 9.6 | 5.8 | 4.3 |
| MI | Brugherio | 5.2 | 8.0 | 13.5 | 17.2 | 20.3 | 22.5 | 22.6 | 19.2 | 14.2 | 9.6 | 5.8 | 4.3 |
| MI | Buccinasco | 5.3 | 8.2 | 13.6 | 17.3 | 20.4 | 22.7 | 22.8 | 19.4 | 14.4 | 9.6 | 5.9 | 4.3 |
| MI | Busto Garolfo | 5.2 | 8.1 | 13.5 | 17.1 | 20.2 | 22.6 | 22.6 | 19.2 | 14.2 | 9.6 | 5.8 | 4.4 |
| MI | Canegrate | 5.2 | 8.1 | 13.5 | 17.1 | 20.2 | 22.5 | 22.6 | 19.2 | 14.2 | 9.6 | 5.8 | 4.4 |
| MI | Carate Brianza | 5.1 | 7.9 | 13.3 | 17.0 | 20.0 | 22.3 | 22.4 | 19.0 | 14.1 | 9.5 | 5.8 | 4.3 |
| MI | Carugate | 5.2 | 8.0 | 13.4 | 17.2 | 20.2 | 22.5 | 22.6 | 19.2 | 14.2 | 9.6 | 5.8 | 4.3 |
| MI | Cassano d'Adda | 5.2 | 8.0 | 13.4 | 17.2 | 20.3 | 22.4 | 22.6 | 19.2 | 14.3 | 9.7 | 5.8 | 4.2 |
| MI | Cassina de' Pecchi | 5.2 | 8.0 | 13.5 | 17.2 | 20.3 | 22.5 | 22.6 | 19.2 | 14.3 | 9.6 | 5.9 | 4.3 |
| MI | Cernusco sul Naviglio | 5.2 | 8.1 | 13.5 | 17.2 | 20.3 | 22.5 | 22.6 | 19.2 | 14.3 | 9.6 | 5.8 | 4.3 |
| MI | Cerro Maggiore | 5.2 | 8.1 | 13.5 | 17.1 | 20.1 | 22.5 | 22.5 | 19.2 | 14.2 | 9.6 | 5.9 | 4.3 |
| MI | Cesano Boscone | 5.3 | 8.2 | 13.6 | 17.3 | 20.4 | 22.7 | 22.8 | 19.3 | 14.3 | 9.6 | 5.9 | 4.3 |
| MI | Cesano Maderno | 5.1 | 8.0 | 13.4 | 17.1 | 20.1 | 22.4 | 22.5 | 19.1 | 14.1 | 9.6 | 5.8 | 4.3 |
| MI | Cesate | 5.2 | 8.1 | 13.5 | 17.1 | 20.1 | 22.4 | 22.5 | 19.2 | 14.2 | 9.6 | 5.8 | 4.3 |
| MI | Cinisello Balsamo | 5.2 | 8.1 | 13.5 | 17.2 | 20.3 | 22.5 | 22.6 | 19.2 | 14.2 | 9.6 | 5.8 | 4.3 |
| MI | Cologno Monzese | 5.2 | 8.1 | 13.5 | 17.2 | 20.3 | 22.5 | 22.6 | 19.2 | 14.3 | 9.6 | 5.8 | 4.3 |
| MI | Concorezzo | 5.2 | 8.0 | 13.4 | 17.1 | 20.2 | 22.4 | 22.5 | 19.2 | 14.2 | 9.6 | 5.8 | 4.3 |
| MI | Corbetta | 5.2 | 8.2 | 13.6 | 17.3 | 20.3 | 22.7 | 22.7 | 19.3 | 14.3 | 9.6 | 5.9 | 4.4 |
| MI | Cormano | 5.2 | 8.1 | 13.5 | 17.2 | 20.3 | 22.5 | 22.6 | 19.2 | 14.2 | 9.6 | 5.8 | 4.3 |
| MI | Cornaredo | 5.2 | 8.1 | 13.6 | 17.2 | 20.3 | 22.6 | 22.7 | 19.3 | 14.3 | 9.6 | 5.9 | 4.4 |
| MI | Corsico | 5.3 | 8.2 | 13.6 | 17.3 | 20.4 | 22.7 | 22.8 | 19.3 | 14.3 | 9.6 | 5.9 | 4.3 |
| MI | Cusano Milanino | 5.2 | 8.1 | 13.5 | 17.2 | 20.3 | 22.5 | 22.6 | 19.2 | 14.2 | 9.6 | 5.8 | 4.3 |
| MI | Desio | 5.1 | 8.0 | 13.4 | 17.1 | 20.1 | 22.4 | 22.5 | 19.1 | 14.2 | 9.6 | 5.8 | 4.3 |
| MI | Gaggiano | 5.3 | 8.2 | 13.6 | 17.3 | 20.4 | 22.7 | 22.8 | 19.4 | 14.4 | 9.6 | 5.9 | 4.4 |
| MI | Garbagnate Milanese | 5.2 | 8.1 | 13.5 | 17.2 | 20.2 | 22.5 | 22.6 | 19.2 | 14.2 | 9.6 | 5.8 | 4.3 |
| MI | Giussano | 5.1 | 7.9 | 13.3 | 16.9 | 20.0 | 22.3 | 22.4 | 19.0 | 14.1 | 9.5 | 5.8 | 4.2 |
| MI | Gorgonzola | 5.2 | 8.0 | 13.5 | 17.2 | 20.3 | 22.5 | 22.6 | 19.2 | 14.3 | 9.6 | 5.8 | 4.3 |
| MI | Lainate | 5.2 | 8.1 | 13.5 | 17.2 | 20.2 | 22.5 | 22.6 | 19.2 | 14.2 | 9.6 | 5.9 | 4.3 |
| MI | Legnano | 5.2 | 8.1 | 13.5 | 17.1 | 20.1 | 22.5 | 22.5 | 19.2 | 14.2 | 9.6 | 5.9 | 4.3 |
| MI | Lentate sul Seveso | 5.1 | 8.0 | 13.3 | 17.0 | 20.0 | 22.3 | 22.4 | 19.1 | 14.1 | 9.5 | 5.8 | 4.3 |
| MI | Limbiate | 5.2 | 8.1 | 13.5 | 17.1 | 20.1 | 22.4 | 22.5 | 19.2 | 14.2 | 9.6 | 5.8 | 4.3 |
| MI | Lissone | 5.1 | 8.0 | 13.4 | 17.1 | 20.1 | 22.4 | 22.5 | 19.1 | 14.2 | 9.6 | 5.8 | 4.3 |
| MI | Magenta | 5.2 | 8.2 | 13.6 | 17.3 | 20.3 | 22.7 | 22.7 | 19.3 | 14.3 | 9.6 | 5.9 | 4.4 |
| MI | Meda | 5.1 | 8.0 | 13.3 | 17.0 | 20.0 | 22.3 | 22.4 | 19.0 | 14.1 | 9.6 | 5.8 | 4.3 |
| MI | Melegnano | 5.3 | 8.1 | 13.6 | 17.4 | 20.5 | 22.7 | 22.9 | 19.4 | 14.4 | 9.7 | 5.9 | 4.3 |
| MI | Melzo | 5.2 | 8.0 | 13.5 | 17.2 | 20.3 | 22.5 | 22.7 | 19.2 | 14.3 | 9.7 | 5.9 | 4.3 |
| MI | Milano | 5.2 | 8.1 | 13.6 | 17.3 | 20.4 | 22.6 | 22.7 | 19.3 | 14.3 | 9.6 | 5.9 | 4.3 |
| MI | Monza | 5.2 | 8.0 | 13.4 | 17.1 | 20.2 | 22.4 | 22.5 | 19.2 | 14.2 | 9.6 | 5.8 | 4.3 |
| MI | Motta Visconti | 5.3 | 8.2 | 13.7 | 17.5 | 20.6 | 22.9 | 22.9 | 19.5 | 14.5 | 9.6 | 5.9 | 4.4 |
| MI | Muggiò | 5.2 | 8.0 | 13.4 | 17.1 | 20.2 | 22.4 | 22.5 | 19.1 | 14.2 | 9.6 | 5.8 | 4.3 |
| MI | Nerviano | 5.2 | 8.1 | 13.5 | 17.2 | 20.2 | 22.5 | 22.6 | 19.2 | 14.2 | 9.6 | 5.9 | 4.4 |
| MI | Nova Milanese | 5.2 | 8.1 | 13.5 | 17.1 | 20.2 | 22.5 | 22.6 | 19.2 | 14.2 | 9.6 | 5.8 | 4.3 |
| MI | Novate Milanese | 5.2 | 8.1 | 13.5 | 17.2 | 20.3 | 22.5 | 22.6 | 19.2 | 14.3 | 9.6 | 5.9 | 4.3 |
| MI | Opera | 5.3 | 8.2 | 13.6 | 17.3 | 20.5 | 22.7 | 22.8 | 19.4 | 14.4 | 9.7 | 5.9 | 4.3 |
| MI | Paderno Dugnano | 5.2 | 8.1 | 13.5 | 17.1 | 20.2 | 22.5 | 22.6 | 19.2 | 14.2 | 9.6 | 5.8 | 4.3 |
| MI | Parabiago | 5.2 | 8.1 | 13.5 | 17.1 | 20.2 | 22.5 | 22.6 | 19.2 | 14.2 | 9.6 | 5.8 | 4.4 |
| MI | Paullo | 5.3 | 8.1 | 13.6 | 17.3 | 20.5 | 22.6 | 22.8 | 19.3 | 14.4 | 9.7 | 5.9 | 4.3 |
| MI | Pero | 5.2 | 8.1 | 13.5 | 17.2 | 20.3 | 22.6 | 22.7 | 19.3 | 14.3 | 9.6 | 5.9 | 4.3 |
| MI | Peschiera Borromeo | 5.3 | 8.1 | 13.6 | 17.3 | 20.4 | 22.6 | 22.8 | 19.3 | 14.4 | 9.7 | 5.9 | 4.3 |
| MI | Pieve Emanuele | 5.3 | 8.2 | 13.6 | 17.4 | 20.5 | 22.7 | 22.9 | 19.4 | 14.4 | 9.7 | 5.9 | 4.3 |
| MI | Pioltello | 5.2 | 8.1 | 13.5 | 17.2 | 20.3 | 22.6 | 22.7 | 19.3 | 14.3 | 9.6 | 5.9 | 4.3 |

RADIAZIONE GLOBALE AL SUOLO (MJ / m² giorno) **media 1994-1999**

| | | gen | feb | mar | apr | mag | giu | lug | ago | set | ott | nov | dic |
|----|----------------------------|-----|-----|------|------|------|------|------|------|------|------|-----|-----|
| MI | Rescaldina | 5.1 | 8.1 | 13.4 | 17.1 | 20.1 | 22.4 | 22.5 | 19.2 | 14.1 | 9.6 | 5.9 | 4.3 |
| MI | Rho | 5.2 | 8.1 | 13.5 | 17.2 | 20.2 | 22.6 | 22.7 | 19.3 | 14.2 | 9.6 | 5.9 | 4.4 |
| MI | Rozzano | 5.3 | 8.2 | 13.7 | 17.4 | 20.5 | 22.8 | 22.8 | 19.4 | 14.4 | 9.6 | 5.9 | 4.3 |
| MI | San Colombano al Lambro | 5.4 | 8.2 | 13.7 | 17.5 | 20.7 | 22.8 | 23.0 | 19.5 | 14.6 | 9.8 | 5.9 | 4.3 |
| MI | San Donato Milanese | 5.3 | 8.1 | 13.6 | 17.3 | 20.5 | 22.7 | 22.8 | 19.3 | 14.4 | 9.7 | 5.9 | 4.3 |
| MI | San Giuliano Milanese | 5.3 | 8.1 | 13.6 | 17.4 | 20.5 | 22.7 | 22.8 | 19.4 | 14.4 | 9.7 | 5.9 | 4.3 |
| MI | Segrate | 5.2 | 8.1 | 13.6 | 17.3 | 20.4 | 22.6 | 22.7 | 19.3 | 14.3 | 9.6 | 5.9 | 4.3 |
| MI | Senago | 5.2 | 8.1 | 13.5 | 17.2 | 20.2 | 22.5 | 22.6 | 19.2 | 14.2 | 9.6 | 5.8 | 4.3 |
| MI | Seregno | 5.1 | 8.0 | 13.4 | 17.0 | 20.1 | 22.4 | 22.5 | 19.1 | 14.1 | 9.6 | 5.8 | 4.3 |
| MI | Sesto San Giovanni | 5.2 | 8.1 | 13.5 | 17.2 | 20.3 | 22.5 | 22.6 | 19.2 | 14.3 | 9.6 | 5.8 | 4.3 |
| MI | Settimo Milanese | 5.2 | 8.2 | 13.6 | 17.3 | 20.3 | 22.6 | 22.7 | 19.3 | 14.3 | 9.6 | 5.9 | 4.4 |
| MI | Seveso | 5.1 | 8.0 | 13.4 | 17.0 | 20.1 | 22.4 | 22.5 | 19.1 | 14.1 | 9.6 | 5.8 | 4.3 |
| MI | Solaro | 5.1 | 8.0 | 13.4 | 17.1 | 20.1 | 22.4 | 22.5 | 19.2 | 14.1 | 9.6 | 5.8 | 4.3 |
| MI | Trezzano sul Naviglio | 5.3 | 8.2 | 13.6 | 17.4 | 20.4 | 22.7 | 22.8 | 19.4 | 14.4 | 9.6 | 5.9 | 4.3 |
| MI | Trezzo sull'Adda | 5.1 | 7.9 | 13.3 | 17.0 | 20.1 | 22.3 | 22.4 | 19.0 | 14.2 | 9.6 | 5.8 | 4.2 |
| MI | Varedo | 5.2 | 8.1 | 13.4 | 17.1 | 20.2 | 22.4 | 22.5 | 19.2 | 14.2 | 9.6 | 5.8 | 4.3 |
| MI | Villasanta | 5.1 | 8.0 | 13.4 | 17.1 | 20.2 | 22.4 | 22.5 | 19.1 | 14.2 | 9.6 | 5.8 | 4.3 |
| MI | Vimercate | 5.1 | 8.0 | 13.4 | 17.0 | 20.1 | 22.3 | 22.5 | 19.1 | 14.2 | 9.6 | 5.8 | 4.2 |
| MI | Vimodrone | 5.2 | 8.1 | 13.5 | 17.2 | 20.3 | 22.5 | 22.6 | 19.2 | 14.3 | 9.6 | 5.8 | 4.3 |
| MN | Asola | 5.4 | 8.1 | 13.6 | 17.3 | 20.7 | 22.7 | 23.0 | 19.5 | 14.7 | 9.9 | 5.9 | 4.3 |
| MN | Castel Goffredo | 5.3 | 8.1 | 13.6 | 17.2 | 20.6 | 22.6 | 22.9 | 19.4 | 14.7 | 9.9 | 5.9 | 4.3 |
| MN | Castellucchio | 5.4 | 8.2 | 13.7 | 17.3 | 20.8 | 22.8 | 23.1 | 19.6 | 14.9 | 10.0 | 5.9 | 4.3 |
| MN | Castiglione delle Stiviere | 5.3 | 8.1 | 13.5 | 17.2 | 20.5 | 22.5 | 22.8 | 19.3 | 14.6 | 9.8 | 5.8 | 4.3 |
| MN | Curtatone | 5.4 | 8.2 | 13.7 | 17.3 | 20.8 | 22.8 | 23.1 | 19.6 | 14.9 | 10.0 | 5.9 | 4.3 |
| MN | Goito | 5.4 | 8.2 | 13.6 | 17.3 | 20.7 | 22.6 | 23.0 | 19.5 | 14.8 | 9.9 | 5.9 | 4.3 |
| MN | Mantova | 5.4 | 8.2 | 13.6 | 17.3 | 20.8 | 22.8 | 23.1 | 19.6 | 14.9 | 10.0 | 5.9 | 4.3 |
| MN | Marcaria | 5.4 | 8.1 | 13.7 | 17.4 | 20.8 | 22.8 | 23.2 | 19.6 | 14.9 | 9.9 | 5.9 | 4.3 |
| MN | Ostiglia | 5.4 | 8.3 | 13.6 | 17.3 | 20.9 | 22.9 | 23.2 | 19.7 | 15.0 | 10.0 | 6.0 | 4.3 |
| MN | Poggio Rusco | 5.4 | 8.3 | 13.7 | 17.4 | 21.0 | 22.9 | 23.3 | 19.7 | 15.0 | 10.0 | 6.0 | 4.4 |
| MN | Porto Mantovano | 5.4 | 8.2 | 13.6 | 17.3 | 20.8 | 22.7 | 23.1 | 19.6 | 14.9 | 10.0 | 5.9 | 4.3 |
| MN | Roncoferraro | 5.4 | 8.2 | 13.6 | 17.3 | 20.8 | 22.8 | 23.1 | 19.6 | 14.9 | 10.0 | 5.9 | 4.3 |
| MN | Roverbella | 5.4 | 8.2 | 13.6 | 17.2 | 20.7 | 22.6 | 23.0 | 19.5 | 14.8 | 9.9 | 5.9 | 4.3 |
| MN | San Benedetto Po | 5.4 | 8.2 | 13.7 | 17.4 | 20.9 | 22.8 | 23.2 | 19.7 | 15.0 | 10.0 | 5.9 | 4.3 |
| MN | San Giorgio di Mantova | 5.4 | 8.2 | 13.6 | 17.3 | 20.8 | 22.8 | 23.1 | 19.6 | 14.9 | 10.0 | 5.9 | 4.3 |
| MN | Sermide | 5.4 | 8.3 | 13.6 | 17.4 | 21.0 | 22.9 | 23.2 | 19.7 | 15.0 | 10.1 | 6.0 | 4.3 |
| MN | Suzzara | 5.4 | 8.2 | 13.7 | 17.4 | 20.9 | 22.9 | 23.3 | 19.7 | 15.0 | 10.0 | 5.9 | 4.4 |
| MN | Viadana | 5.4 | 8.2 | 13.7 | 17.4 | 20.9 | 22.9 | 23.3 | 19.7 | 14.9 | 10.0 | 5.9 | 4.4 |
| MN | Virgilio | 5.4 | 8.2 | 13.7 | 17.3 | 20.8 | 22.8 | 23.1 | 19.6 | 14.9 | 10.0 | 5.9 | 4.3 |
| PV | Belgioioso | 5.4 | 8.2 | 13.7 | 17.5 | 20.7 | 22.9 | 23.0 | 19.5 | 14.5 | 9.7 | 5.9 | 4.3 |
| PV | Broni | 5.4 | 8.2 | 13.7 | 17.5 | 20.8 | 22.9 | 23.1 | 19.5 | 14.5 | 9.7 | 6.0 | 4.3 |
| PV | Casorate Primo | 5.3 | 8.2 | 13.7 | 17.4 | 20.5 | 22.8 | 22.9 | 19.5 | 14.4 | 9.6 | 5.9 | 4.4 |
| PV | Casteggio | 5.4 | 8.2 | 13.7 | 17.5 | 20.8 | 22.9 | 23.1 | 19.5 | 14.5 | 9.7 | 6.0 | 4.3 |
| PV | Gambolò | 5.3 | 8.3 | 13.7 | 17.4 | 20.6 | 22.9 | 22.9 | 19.5 | 14.4 | 9.6 | 5.9 | 4.4 |
| PV | Garlasco | 5.3 | 8.3 | 13.8 | 17.5 | 20.7 | 22.9 | 23.0 | 19.5 | 14.5 | 9.6 | 5.9 | 4.4 |
| PV | Mede | 5.4 | 8.3 | 13.8 | 17.5 | 20.7 | 23.0 | 23.0 | 19.5 | 14.5 | 9.6 | 6.0 | 4.4 |
| PV | Mortara | 5.3 | 8.3 | 13.7 | 17.5 | 20.5 | 22.9 | 22.9 | 19.5 | 14.4 | 9.6 | 5.9 | 4.4 |
| PV | Pavia | 5.4 | 8.2 | 13.7 | 17.5 | 20.7 | 22.9 | 23.0 | 19.5 | 14.5 | 9.7 | 5.9 | 4.4 |
| PV | Robbio | 5.3 | 8.3 | 13.7 | 17.4 | 20.4 | 22.8 | 22.8 | 19.4 | 14.3 | 9.7 | 5.9 | 4.4 |
| PV | Sannazzaro de' Burgondi | 5.4 | 8.3 | 13.8 | 17.6 | 20.7 | 23.0 | 23.0 | 19.5 | 14.5 | 9.7 | 5.9 | 4.4 |

RADIAZIONE GLOBALE AL SUOLO (MJ / m² giorno) **media 1994-1999**

| | | gen | feb | mar | apr | mag | giu | lug | ago | set | ott | nov | dic |
|----|--------------------|-----|-----|------|------|------|------|------|------|------|-----|-----|-----|
| PV | Stradella | 5.4 | 8.2 | 13.7 | 17.5 | 20.8 | 22.9 | 23.1 | 19.5 | 14.5 | 9.7 | 6.0 | 4.3 |
| PV | Vigevano | 5.3 | 8.3 | 13.7 | 17.4 | 20.5 | 22.8 | 22.9 | 19.4 | 14.4 | 9.6 | 5.9 | 4.4 |
| PV | Voghera | 5.4 | 8.3 | 13.8 | 17.5 | 20.8 | 23.0 | 23.0 | 19.5 | 14.5 | 9.7 | 6.0 | 4.4 |
| SO | Chiavenna | 3.9 | 6.5 | 11.7 | 15.7 | 19.0 | 21.2 | 21.1 | 17.9 | 13.3 | 9.1 | 5.2 | 3.6 |
| SO | Morbegno | 4.2 | 6.9 | 12.2 | 16.0 | 19.2 | 21.4 | 21.4 | 18.1 | 13.5 | 9.3 | 5.3 | 3.8 |
| SO | Sondrio | 4.0 | 6.7 | 11.9 | 15.9 | 19.1 | 21.3 | 21.2 | 17.9 | 13.5 | 9.2 | 5.2 | 3.7 |
| SO | Tirano | 3.9 | 6.6 | 11.8 | 15.8 | 19.1 | 21.2 | 21.1 | 17.7 | 13.4 | 9.2 | 5.2 | 3.7 |
| VA | Busto Arsizio | 5.1 | 8.1 | 13.4 | 17.0 | 20.1 | 22.4 | 22.5 | 19.1 | 14.1 | 9.6 | 5.8 | 4.3 |
| VA | Cardano al Campo | 5.1 | 8.0 | 13.4 | 17.0 | 20.0 | 22.4 | 22.4 | 19.1 | 14.1 | 9.6 | 5.8 | 4.3 |
| VA | Caronno Pertusella | 5.2 | 8.1 | 13.5 | 17.1 | 20.1 | 22.4 | 22.5 | 19.2 | 14.2 | 9.6 | 5.8 | 4.3 |
| VA | Cassano Magnago | 5.0 | 8.0 | 13.3 | 16.9 | 20.0 | 22.3 | 22.4 | 19.0 | 14.0 | 9.6 | 5.8 | 4.3 |
| VA | Castellanza | 5.1 | 8.1 | 13.4 | 17.1 | 20.1 | 22.4 | 22.5 | 19.1 | 14.1 | 9.6 | 5.8 | 4.3 |
| VA | Cislago | 5.1 | 8.0 | 13.4 | 17.0 | 20.0 | 22.3 | 22.4 | 19.1 | 14.1 | 9.6 | 5.8 | 4.3 |
| VA | Fagnano Olona | 5.1 | 8.0 | 13.3 | 16.9 | 20.0 | 22.4 | 22.4 | 19.1 | 14.1 | 9.6 | 5.8 | 4.3 |
| VA | Gallarate | 5.0 | 8.0 | 13.3 | 16.9 | 20.0 | 22.3 | 22.4 | 19.0 | 14.0 | 9.6 | 5.8 | 4.3 |
| VA | Gavirate | 4.8 | 7.7 | 13.0 | 16.6 | 19.6 | 22.0 | 22.0 | 18.7 | 13.8 | 9.5 | 5.7 | 4.2 |
| VA | Induno Olona | 4.8 | 7.7 | 13.0 | 16.6 | 19.6 | 22.0 | 22.1 | 18.8 | 13.8 | 9.5 | 5.7 | 4.2 |
| VA | Lavena Ponte Tresa | 4.6 | 7.5 | 12.7 | 16.4 | 19.4 | 21.8 | 21.9 | 18.6 | 13.7 | 9.4 | 5.6 | 4.1 |
| VA | Laveno-Mombello | 4.6 | 7.5 | 12.7 | 16.4 | 19.4 | 21.9 | 21.9 | 18.6 | 13.6 | 9.4 | 5.6 | 4.1 |
| VA | Lonate Pozzolo | 5.1 | 8.1 | 13.4 | 17.0 | 20.1 | 22.4 | 22.5 | 19.1 | 14.1 | 9.6 | 5.8 | 4.4 |
| VA | Luino | 4.5 | 7.4 | 12.6 | 16.3 | 19.3 | 21.8 | 21.8 | 18.5 | 13.6 | 9.3 | 5.6 | 4.0 |
| VA | Malnate | 4.9 | 7.8 | 13.1 | 16.7 | 19.7 | 22.1 | 22.2 | 18.9 | 13.9 | 9.5 | 5.7 | 4.2 |
| VA | Olgiate Olona | 5.1 | 8.1 | 13.4 | 17.0 | 20.1 | 22.4 | 22.5 | 19.1 | 14.1 | 9.6 | 5.8 | 4.3 |
| VA | Samarate | 5.1 | 8.0 | 13.4 | 17.0 | 20.0 | 22.4 | 22.4 | 19.1 | 14.1 | 9.6 | 5.8 | 4.3 |
| VA | Saronno | 5.1 | 8.0 | 13.4 | 17.1 | 20.1 | 22.4 | 22.5 | 19.2 | 14.1 | 9.6 | 5.8 | 4.3 |
| VA | Sesto Calende | 4.9 | 7.9 | 13.1 | 16.7 | 19.8 | 22.2 | 22.2 | 18.9 | 13.9 | 9.5 | 5.8 | 4.3 |
| VA | Somma Lombardo | 5.0 | 8.0 | 13.3 | 16.9 | 19.9 | 22.3 | 22.3 | 19.0 | 14.0 | 9.5 | 5.8 | 4.3 |
| VA | Sumirago | 5.0 | 7.9 | 13.2 | 16.8 | 19.8 | 22.2 | 22.3 | 18.9 | 14.0 | 9.5 | 5.8 | 4.3 |
| VA | Tradate | 5.0 | 8.0 | 13.3 | 16.9 | 19.9 | 22.3 | 22.3 | 19.0 | 14.0 | 9.5 | 5.8 | 4.3 |
| VA | Varese | 4.9 | 7.8 | 13.1 | 16.7 | 19.7 | 22.1 | 22.1 | 18.8 | 13.9 | 9.5 | 5.7 | 4.2 |

TRENTINO - ALTO ADIGE / SÜD TIROL

| | | | | | | | | | | | | | |
|----|-------------------------------|-----|-----|------|------|------|------|------|------|------|-----|-----|-----|
| BZ | Ahrntal | 3.7 | 6.2 | 11.0 | 15.2 | 18.9 | 20.5 | 20.2 | 17.0 | 12.9 | 8.8 | 4.7 | 3.4 |
| BZ | Appiano sulla Strada del Vino | 4.5 | 7.2 | 12.2 | 16.0 | 19.3 | 21.0 | 21.1 | 17.7 | 13.5 | 9.3 | 5.4 | 3.9 |
| BZ | Bolzano | 4.4 | 7.1 | 12.1 | 15.9 | 19.3 | 20.9 | 21.0 | 17.6 | 13.4 | 9.3 | 5.4 | 3.9 |
| BZ | Bozen | 4.4 | 7.1 | 12.1 | 15.9 | 19.3 | 20.9 | 21.0 | 17.6 | 13.4 | 9.3 | 5.4 | 3.9 |
| BZ | Bressanone | 4.1 | 6.7 | 11.7 | 15.6 | 19.1 | 20.6 | 20.6 | 17.3 | 13.2 | 9.1 | 5.1 | 3.6 |
| BZ | Brixen | 4.1 | 6.7 | 11.7 | 15.6 | 19.1 | 20.6 | 20.6 | 17.3 | 13.2 | 9.1 | 5.1 | 3.6 |
| BZ | Bruneck | 3.9 | 6.6 | 11.4 | 15.5 | 19.0 | 20.5 | 20.4 | 17.1 | 13.0 | 9.0 | 5.0 | 3.5 |
| BZ | Brunico | 3.9 | 6.6 | 11.4 | 15.5 | 19.0 | 20.5 | 20.4 | 17.1 | 13.0 | 9.0 | 5.0 | 3.5 |
| BZ | Castelrotto | 4.3 | 7.1 | 12.0 | 15.8 | 19.2 | 20.8 | 20.8 | 17.5 | 13.3 | 9.2 | 5.3 | 3.8 |
| BZ | Eppan an der Weinstrasse | 4.5 | 7.2 | 12.2 | 16.0 | 19.3 | 21.0 | 21.1 | 17.7 | 13.5 | 9.3 | 5.4 | 3.9 |
| BZ | Kastelruth | 4.3 | 7.1 | 12.0 | 15.8 | 19.2 | 20.8 | 20.8 | 17.5 | 13.3 | 9.2 | 5.3 | 3.8 |
| BZ | Laives | 4.5 | 7.3 | 12.3 | 16.0 | 19.3 | 21.0 | 21.1 | 17.7 | 13.5 | 9.3 | 5.4 | 4.0 |
| BZ | Leifers | 4.5 | 7.3 | 12.3 | 16.0 | 19.3 | 21.0 | 21.1 | 17.7 | 13.5 | 9.3 | 5.4 | 4.0 |
| BZ | Meran | 4.0 | 6.7 | 11.7 | 15.6 | 19.2 | 20.8 | 20.8 | 17.5 | 13.3 | 9.1 | 5.1 | 3.6 |
| BZ | Merano | 4.0 | 6.7 | 11.7 | 15.6 | 19.2 | 20.8 | 20.8 | 17.5 | 13.3 | 9.1 | 5.1 | 3.6 |

RADIAZIONE GLOBALE AL SUOLO (MJ / m² giorno) **media 1994-1999**

| | | gen | feb | mar | apr | mag | giu | lug | ago | set | ott | nov | dic |
|----|-------------------|-----|-----|------|------|------|------|------|------|------|-----|-----|-----|
| BZ | Renon | 4.4 | 7.1 | 12.1 | 15.9 | 19.3 | 20.8 | 20.9 | 17.6 | 13.4 | 9.2 | 5.4 | 3.8 |
| BZ | Ritten | 4.4 | 7.1 | 12.1 | 15.9 | 19.3 | 20.8 | 20.9 | 17.6 | 13.4 | 9.2 | 5.4 | 3.8 |
| BZ | Sarentino | 4.2 | 6.9 | 11.8 | 15.7 | 19.2 | 20.8 | 20.8 | 17.5 | 13.3 | 9.2 | 5.2 | 3.7 |
| BZ | Sarntal | 4.2 | 6.9 | 11.8 | 15.7 | 19.2 | 20.8 | 20.8 | 17.5 | 13.3 | 9.2 | 5.2 | 3.7 |
| BZ | Sclanders | 3.7 | 6.3 | 11.4 | 15.5 | 19.1 | 20.9 | 20.8 | 17.4 | 13.3 | 9.0 | 5.0 | 3.5 |
| BZ | Silandro | 3.7 | 6.3 | 11.4 | 15.5 | 19.1 | 20.9 | 20.8 | 17.4 | 13.3 | 9.0 | 5.0 | 3.5 |
| BZ | Sterzing | 3.8 | 6.4 | 11.3 | 15.4 | 19.1 | 20.6 | 20.5 | 17.2 | 13.1 | 9.0 | 4.9 | 3.5 |
| BZ | Valle Aurina | 3.7 | 6.2 | 11.0 | 15.2 | 18.9 | 20.5 | 20.2 | 17.0 | 12.9 | 8.8 | 4.7 | 3.4 |
| BZ | Vipiteno | 3.8 | 6.4 | 11.3 | 15.4 | 19.1 | 20.6 | 20.5 | 17.2 | 13.1 | 9.0 | 4.9 | 3.5 |
| | | | | | | | | | | | | | |
| TN | Ala | 5.2 | 8.0 | 13.1 | 16.7 | 19.9 | 21.8 | 22.1 | 18.7 | 14.1 | 9.6 | 5.8 | 4.3 |
| TN | Arco | 5.0 | 7.7 | 12.9 | 16.5 | 19.7 | 21.6 | 21.8 | 18.4 | 13.9 | 9.5 | 5.7 | 4.2 |
| TN | Borgo Valsugana | 5.1 | 7.9 | 12.8 | 16.4 | 19.6 | 21.3 | 21.6 | 18.2 | 13.9 | 9.5 | 5.8 | 4.2 |
| TN | Cles | 4.4 | 7.2 | 12.2 | 16.0 | 19.4 | 21.1 | 21.2 | 17.8 | 13.5 | 9.3 | 5.4 | 3.9 |
| TN | Levico Terme | 5.1 | 7.9 | 12.9 | 16.4 | 19.6 | 21.4 | 21.7 | 18.3 | 13.9 | 9.5 | 5.8 | 4.2 |
| TN | Mezzolombardo | 4.7 | 7.5 | 12.6 | 16.2 | 19.5 | 21.2 | 21.4 | 17.9 | 13.7 | 9.4 | 5.6 | 4.1 |
| TN | Mori | 5.1 | 7.9 | 13.0 | 16.6 | 19.8 | 21.6 | 22.0 | 18.5 | 14.0 | 9.6 | 5.8 | 4.3 |
| TN | Pergine Valsugana | 5.0 | 7.8 | 12.8 | 16.4 | 19.6 | 21.3 | 21.6 | 18.2 | 13.8 | 9.5 | 5.7 | 4.2 |
| TN | Riva del Garda | 5.0 | 7.7 | 12.9 | 16.5 | 19.7 | 21.6 | 21.9 | 18.4 | 14.0 | 9.5 | 5.7 | 4.2 |
| TN | Rovereto | 5.1 | 7.9 | 13.0 | 16.6 | 19.7 | 21.6 | 21.9 | 18.5 | 14.0 | 9.6 | 5.8 | 4.3 |
| TN | Trento | 4.9 | 7.7 | 12.8 | 16.4 | 19.6 | 21.4 | 21.6 | 18.2 | 13.8 | 9.5 | 5.7 | 4.2 |

VENETO

| | | | | | | | | | | | | | |
|----|-----------------------|-----|-----|------|------|------|------|------|------|------|------|-----|-----|
| BL | Belluno | 4.9 | 7.8 | 12.5 | 16.3 | 19.5 | 21.2 | 21.5 | 18.1 | 13.7 | 9.4 | 5.7 | 4.1 |
| BL | Cortina d'Ampezzo | 4.4 | 7.1 | 11.9 | 15.8 | 19.0 | 20.6 | 20.7 | 17.4 | 13.2 | 9.1 | 5.3 | 3.8 |
| BL | Feltre | 5.1 | 7.9 | 12.7 | 16.4 | 19.6 | 21.3 | 21.7 | 18.3 | 13.9 | 9.5 | 5.8 | 4.2 |
| BL | Ponte nelle Alpi | 4.9 | 7.7 | 12.5 | 16.2 | 19.4 | 21.1 | 21.4 | 18.1 | 13.6 | 9.4 | 5.6 | 4.1 |
| BL | Sedico | 5.0 | 7.8 | 12.6 | 16.3 | 19.5 | 21.2 | 21.4 | 18.1 | 13.7 | 9.4 | 5.7 | 4.1 |
| | | | | | | | | | | | | | |
| PD | Abano Terme | 5.3 | 8.2 | 13.3 | 17.1 | 20.6 | 22.6 | 22.9 | 19.5 | 14.7 | 9.9 | 5.9 | 4.2 |
| PD | Albignasego | 5.3 | 8.2 | 13.3 | 17.1 | 20.7 | 22.7 | 22.9 | 19.5 | 14.8 | 9.9 | 5.9 | 4.2 |
| PD | Brugine | 5.2 | 8.2 | 13.3 | 17.1 | 20.8 | 22.8 | 23.0 | 19.6 | 14.8 | 9.9 | 5.9 | 4.2 |
| PD | Cadoneghe | 5.3 | 8.2 | 13.2 | 17.1 | 20.6 | 22.5 | 22.8 | 19.4 | 14.7 | 9.9 | 5.9 | 4.2 |
| PD | Campodarsego | 5.2 | 8.2 | 13.2 | 17.0 | 20.5 | 22.4 | 22.8 | 19.3 | 14.6 | 9.8 | 5.9 | 4.2 |
| PD | Camposampiero | 5.3 | 8.2 | 13.1 | 16.9 | 20.4 | 22.3 | 22.6 | 19.2 | 14.5 | 9.8 | 5.9 | 4.2 |
| PD | Cittadella | 5.3 | 8.2 | 13.1 | 16.9 | 20.2 | 22.1 | 22.4 | 19.0 | 14.4 | 9.8 | 5.9 | 4.3 |
| PD | Conselve | 5.2 | 8.2 | 13.4 | 17.2 | 20.9 | 22.8 | 23.1 | 19.6 | 14.9 | 9.9 | 5.9 | 4.2 |
| PD | Correzzola | 5.2 | 8.1 | 13.4 | 17.2 | 20.9 | 22.8 | 23.1 | 19.6 | 14.9 | 10.0 | 5.9 | 4.1 |
| PD | Este | 5.3 | 8.3 | 13.4 | 17.2 | 20.8 | 22.7 | 23.0 | 19.6 | 14.9 | 9.9 | 5.9 | 4.2 |
| PD | Monselice | 5.3 | 8.2 | 13.4 | 17.2 | 20.8 | 22.8 | 23.0 | 19.6 | 14.9 | 9.9 | 5.9 | 4.2 |
| PD | Montagnana | 5.3 | 8.3 | 13.5 | 17.2 | 20.8 | 22.7 | 23.0 | 19.6 | 14.9 | 10.0 | 5.9 | 4.3 |
| PD | Montegrotto Terme | 5.3 | 8.2 | 13.3 | 17.2 | 20.7 | 22.7 | 22.9 | 19.5 | 14.8 | 9.9 | 5.9 | 4.2 |
| PD | Ospedaletto Euganeo | 5.3 | 8.3 | 13.5 | 17.2 | 20.8 | 22.7 | 23.0 | 19.6 | 14.9 | 9.9 | 5.9 | 4.2 |
| PD | Padova | 5.3 | 8.2 | 13.3 | 17.1 | 20.6 | 22.6 | 22.8 | 19.4 | 14.7 | 9.9 | 5.9 | 4.2 |
| PD | Piazzola sul Brenta | 5.3 | 8.2 | 13.2 | 16.9 | 20.4 | 22.3 | 22.6 | 19.2 | 14.5 | 9.8 | 5.9 | 4.3 |
| PD | Piove di Sacco | 5.2 | 8.2 | 13.3 | 17.1 | 20.8 | 22.8 | 23.0 | 19.6 | 14.8 | 9.9 | 5.9 | 4.2 |
| PD | Ponte San Nicolò | 5.3 | 8.2 | 13.3 | 17.1 | 20.7 | 22.6 | 22.9 | 19.5 | 14.8 | 9.9 | 5.9 | 4.2 |
| PD | Rubano | 5.3 | 8.2 | 13.3 | 17.1 | 20.6 | 22.5 | 22.8 | 19.4 | 14.7 | 9.9 | 5.9 | 4.2 |
| PD | San Martino di Lupari | 5.3 | 8.2 | 13.1 | 16.9 | 20.2 | 22.1 | 22.4 | 19.1 | 14.4 | 9.8 | 5.9 | 4.3 |

RADIAZIONE GLOBALE AL SUOLO (MJ / m² giorno) **media 1994-1999**

| | | gen | feb | mar | apr | mag | giu | lug | ago | set | ott | nov | dic |
|----|-------------------------|-----|-----|------|------|------|------|------|------|------|------|-----|-----|
| PD | Selvazzano Dentro | 5.3 | 8.2 | 13.3 | 17.1 | 20.6 | 22.6 | 22.8 | 19.4 | 14.7 | 9.9 | 5.9 | 4.2 |
| PD | Teolo | 5.3 | 8.3 | 13.3 | 17.1 | 20.6 | 22.6 | 22.9 | 19.5 | 14.8 | 9.9 | 5.9 | 4.3 |
| PD | Vigonza | 5.2 | 8.2 | 13.2 | 17.1 | 20.6 | 22.5 | 22.8 | 19.4 | 14.7 | 9.9 | 5.9 | 4.2 |
| RO | Adria | 5.2 | 8.2 | 13.5 | 17.3 | 21.0 | 23.0 | 23.2 | 19.7 | 15.0 | 10.0 | 5.9 | 4.1 |
| RO | Ariano nel Polesine | 5.2 | 8.1 | 13.5 | 17.3 | 21.1 | 23.1 | 23.2 | 19.8 | 15.1 | 10.1 | 5.9 | 4.1 |
| RO | Badia Polesine | 5.3 | 8.3 | 13.6 | 17.3 | 20.9 | 22.9 | 23.2 | 19.7 | 15.0 | 10.0 | 6.0 | 4.3 |
| RO | Lendinara | 5.3 | 8.3 | 13.6 | 17.3 | 21.0 | 22.9 | 23.2 | 19.7 | 15.0 | 10.0 | 6.0 | 4.3 |
| RO | Occhiobello | 5.3 | 8.3 | 13.6 | 17.4 | 21.1 | 23.0 | 23.3 | 19.8 | 15.1 | 10.1 | 6.0 | 4.3 |
| RO | Porto Tolle | 5.1 | 8.1 | 13.5 | 17.2 | 21.1 | 23.1 | 23.2 | 19.8 | 15.1 | 10.1 | 5.9 | 4.1 |
| RO | Rosolina | 5.2 | 8.1 | 13.4 | 17.2 | 21.0 | 23.0 | 23.2 | 19.7 | 15.0 | 10.0 | 5.9 | 4.1 |
| RO | Rovigo | 5.3 | 8.2 | 13.5 | 17.3 | 21.0 | 22.9 | 23.2 | 19.7 | 15.0 | 10.0 | 5.9 | 4.2 |
| RO | Taglio di Po | 5.2 | 8.1 | 13.5 | 17.2 | 21.1 | 23.0 | 23.2 | 19.7 | 15.0 | 10.0 | 5.9 | 4.1 |
| RO | Villadose | 5.2 | 8.2 | 13.5 | 17.3 | 21.0 | 23.0 | 23.2 | 19.7 | 15.0 | 10.0 | 5.9 | 4.2 |
| TV | Asolo | 5.2 | 8.1 | 13.0 | 16.7 | 20.0 | 21.8 | 22.2 | 18.8 | 14.2 | 9.7 | 5.9 | 4.3 |
| TV | Caerano di San Marco | 5.2 | 8.1 | 12.9 | 16.7 | 20.0 | 21.9 | 22.2 | 18.8 | 14.2 | 9.7 | 5.9 | 4.3 |
| TV | Castelfranco Veneto | 5.3 | 8.2 | 13.1 | 16.8 | 20.2 | 22.1 | 22.4 | 19.1 | 14.4 | 9.8 | 5.9 | 4.3 |
| TV | Conegliano | 5.1 | 8.0 | 12.8 | 16.5 | 19.9 | 21.8 | 22.1 | 18.7 | 14.1 | 9.6 | 5.8 | 4.2 |
| TV | Farra di Soligo | 5.1 | 8.0 | 12.8 | 16.5 | 19.8 | 21.7 | 22.0 | 18.6 | 14.0 | 9.6 | 5.8 | 4.2 |
| TV | Mareno di Piave | 5.1 | 8.0 | 12.8 | 16.6 | 20.0 | 21.8 | 22.2 | 18.7 | 14.1 | 9.6 | 5.8 | 4.2 |
| TV | Mogliano Veneto | 5.2 | 8.1 | 13.1 | 16.9 | 20.5 | 22.4 | 22.7 | 19.3 | 14.5 | 9.8 | 5.9 | 4.2 |
| TV | Montebelluna | 5.2 | 8.1 | 12.9 | 16.7 | 20.1 | 21.9 | 22.2 | 18.9 | 14.2 | 9.7 | 5.8 | 4.3 |
| TV | Motta di Livenza | 5.1 | 7.9 | 12.8 | 16.6 | 20.2 | 22.1 | 22.3 | 18.9 | 14.2 | 9.6 | 5.7 | 4.1 |
| TV | Oderzo | 5.1 | 7.9 | 12.9 | 16.7 | 20.1 | 22.1 | 22.3 | 18.9 | 14.2 | 9.6 | 5.8 | 4.1 |
| TV | Paese | 5.2 | 8.1 | 13.0 | 16.8 | 20.3 | 22.2 | 22.5 | 19.1 | 14.4 | 9.7 | 5.9 | 4.2 |
| TV | Pieve di Soligo | 5.1 | 8.0 | 12.8 | 16.6 | 19.8 | 21.7 | 22.0 | 18.6 | 14.0 | 9.6 | 5.8 | 4.2 |
| TV | Ponte di Piave | 5.1 | 8.0 | 12.9 | 16.7 | 20.3 | 22.2 | 22.4 | 19.0 | 14.3 | 9.6 | 5.8 | 4.1 |
| TV | Ponzano Veneto | 5.2 | 8.0 | 12.9 | 16.7 | 20.2 | 22.1 | 22.4 | 19.0 | 14.3 | 9.7 | 5.8 | 4.2 |
| TV | Preganziol | 5.2 | 8.1 | 13.0 | 16.9 | 20.4 | 22.3 | 22.6 | 19.2 | 14.5 | 9.8 | 5.9 | 4.2 |
| TV | Riese Pio X | 5.2 | 8.1 | 13.0 | 16.7 | 20.1 | 22.0 | 22.3 | 18.9 | 14.3 | 9.7 | 5.9 | 4.3 |
| TV | Roncade | 5.1 | 8.0 | 13.0 | 16.8 | 20.4 | 22.3 | 22.6 | 19.2 | 14.4 | 9.7 | 5.8 | 4.2 |
| TV | San Biagio di Callalta | 5.1 | 8.0 | 13.0 | 16.8 | 20.3 | 22.2 | 22.5 | 19.1 | 14.3 | 9.7 | 5.8 | 4.2 |
| TV | Susegana | 5.1 | 8.0 | 12.8 | 16.6 | 20.0 | 21.8 | 22.1 | 18.7 | 14.1 | 9.6 | 5.8 | 4.2 |
| TV | Treviso | 5.2 | 8.1 | 13.0 | 16.8 | 20.3 | 22.2 | 22.5 | 19.1 | 14.3 | 9.7 | 5.8 | 4.2 |
| TV | Valdobbiadene | 5.1 | 8.0 | 12.8 | 16.5 | 19.8 | 21.6 | 21.9 | 18.6 | 14.0 | 9.6 | 5.8 | 4.2 |
| TV | Vedelago | 5.2 | 8.1 | 13.0 | 16.8 | 20.2 | 22.1 | 22.4 | 19.0 | 14.4 | 9.7 | 5.9 | 4.2 |
| TV | Villorba | 5.2 | 8.0 | 12.9 | 16.7 | 20.2 | 22.1 | 22.4 | 19.0 | 14.3 | 9.7 | 5.8 | 4.2 |
| TV | Vittorio Veneto | 5.0 | 7.9 | 12.7 | 16.5 | 19.7 | 21.5 | 21.8 | 18.5 | 13.9 | 9.5 | 5.7 | 4.2 |
| VE | Camponogara | 5.2 | 8.2 | 13.3 | 17.1 | 20.7 | 22.7 | 22.9 | 19.5 | 14.7 | 9.9 | 5.9 | 4.2 |
| VE | Caorle | 5.0 | 7.9 | 12.9 | 16.8 | 20.6 | 22.4 | 22.6 | 19.2 | 14.4 | 9.7 | 5.8 | 4.1 |
| VE | Cavarzere | 5.2 | 8.1 | 13.4 | 17.2 | 21.0 | 22.9 | 23.1 | 19.7 | 15.0 | 10.0 | 5.9 | 4.1 |
| VE | Chioggia | 5.1 | 8.1 | 13.3 | 17.1 | 20.9 | 22.9 | 23.1 | 19.6 | 14.9 | 10.0 | 5.9 | 4.1 |
| VE | Concordia Sagittaria | 5.0 | 7.9 | 12.8 | 16.6 | 20.3 | 22.2 | 22.4 | 19.0 | 14.2 | 9.6 | 5.7 | 4.0 |
| VE | Dolo | 5.2 | 8.2 | 13.2 | 17.1 | 20.6 | 22.6 | 22.9 | 19.4 | 14.7 | 9.9 | 5.9 | 4.2 |
| VE | Eraclea | 5.0 | 8.0 | 13.0 | 16.8 | 20.5 | 22.5 | 22.7 | 19.2 | 14.4 | 9.7 | 5.8 | 4.1 |
| VE | Fossalta di Portogruaro | 5.0 | 7.8 | 12.7 | 16.6 | 20.2 | 22.1 | 22.3 | 18.9 | 14.1 | 9.5 | 5.7 | 4.0 |
| VE | Iesolo | 5.1 | 8.0 | 13.0 | 16.9 | 20.6 | 22.5 | 22.7 | 19.3 | 14.5 | 9.7 | 5.8 | 4.1 |
| VE | Marcon | 5.2 | 8.1 | 13.1 | 16.9 | 20.5 | 22.4 | 22.7 | 19.3 | 14.5 | 9.8 | 5.9 | 4.2 |
| VE | Martellago | 5.2 | 8.1 | 13.1 | 16.9 | 20.5 | 22.4 | 22.7 | 19.3 | 14.5 | 9.8 | 5.9 | 4.2 |

RADIAZIONE GLOBALE AL SUOLO (MJ / m² giorno) **media 1994-1999**

| | | gen | feb | mar | apr | mag | giu | lug | ago | set | ott | nov | dic |
|----|----------------------------|-----|-----|------|------|------|------|------|------|------|------|-----|-----|
| VE | Meolo | 5.1 | 8.0 | 13.0 | 16.8 | 20.4 | 22.4 | 22.6 | 19.2 | 14.4 | 9.7 | 5.8 | 4.1 |
| VE | Mira | 5.2 | 8.1 | 13.2 | 17.1 | 20.6 | 22.6 | 22.9 | 19.5 | 14.7 | 9.9 | 5.9 | 4.2 |
| VE | Mirano | 5.2 | 8.1 | 13.2 | 17.0 | 20.5 | 22.5 | 22.8 | 19.3 | 14.6 | 9.8 | 5.9 | 4.2 |
| VE | Noale | 5.2 | 8.1 | 13.1 | 16.9 | 20.5 | 22.4 | 22.7 | 19.3 | 14.5 | 9.8 | 5.9 | 4.2 |
| VE | Portogruaro | 5.0 | 7.9 | 12.8 | 16.6 | 20.2 | 22.1 | 22.3 | 18.9 | 14.2 | 9.6 | 5.7 | 4.1 |
| VE | Salzano | 5.2 | 8.1 | 13.1 | 16.9 | 20.5 | 22.4 | 22.7 | 19.3 | 14.6 | 9.8 | 5.9 | 4.2 |
| VE | San Donà di Piave | 5.1 | 8.0 | 13.0 | 16.8 | 20.4 | 22.4 | 22.6 | 19.2 | 14.4 | 9.7 | 5.8 | 4.1 |
| VE | San Michele al Tagliamento | 5.0 | 7.8 | 12.7 | 16.6 | 20.3 | 22.1 | 22.4 | 19.0 | 14.2 | 9.6 | 5.7 | 4.0 |
| VE | Santa Maria di Sala | 5.2 | 8.2 | 13.2 | 17.0 | 20.5 | 22.4 | 22.7 | 19.3 | 14.6 | 9.8 | 5.9 | 4.2 |
| VE | Santo Stino di Livenza | 5.0 | 7.9 | 12.9 | 16.7 | 20.3 | 22.2 | 22.4 | 19.0 | 14.2 | 9.6 | 5.7 | 4.1 |
| VE | Scorzè | 5.2 | 8.1 | 13.1 | 16.9 | 20.4 | 22.4 | 22.7 | 19.3 | 14.5 | 9.8 | 5.9 | 4.2 |
| VE | Spinea | 5.2 | 8.1 | 13.1 | 17.0 | 20.5 | 22.5 | 22.8 | 19.3 | 14.6 | 9.8 | 5.9 | 4.2 |
| VE | Venezia | 5.1 | 8.1 | 13.2 | 17.0 | 20.7 | 22.7 | 22.9 | 19.4 | 14.7 | 9.8 | 5.9 | 4.1 |
| VI | Arcugnano | 5.3 | 8.2 | 13.3 | 17.0 | 20.4 | 22.3 | 22.7 | 19.3 | 14.6 | 9.8 | 5.9 | 4.3 |
| VI | Arzignano | 5.3 | 8.2 | 13.3 | 17.0 | 20.3 | 22.2 | 22.6 | 19.2 | 14.5 | 9.8 | 5.9 | 4.4 |
| VI | Asiago | 5.2 | 8.0 | 13.0 | 16.6 | 19.8 | 21.6 | 21.9 | 18.6 | 14.0 | 9.6 | 5.8 | 4.3 |
| VI | Bassano del Grappa | 5.3 | 8.1 | 13.0 | 16.7 | 20.0 | 21.8 | 22.2 | 18.8 | 14.2 | 9.7 | 5.9 | 4.3 |
| VI | Breganze | 5.3 | 8.2 | 13.1 | 16.8 | 20.0 | 21.9 | 22.3 | 18.9 | 14.3 | 9.7 | 5.9 | 4.3 |
| VI | Cassola | 5.2 | 8.1 | 13.0 | 16.8 | 20.1 | 21.9 | 22.3 | 18.9 | 14.3 | 9.7 | 5.9 | 4.3 |
| VI | Chiampo | 5.3 | 8.2 | 13.3 | 16.9 | 20.2 | 22.2 | 22.5 | 19.1 | 14.5 | 9.8 | 5.9 | 4.4 |
| VI | Creazzo | 5.3 | 8.2 | 13.3 | 17.0 | 20.3 | 22.2 | 22.6 | 19.2 | 14.5 | 9.8 | 5.9 | 4.3 |
| VI | Dueville | 5.3 | 8.2 | 13.2 | 16.9 | 20.2 | 22.1 | 22.5 | 19.0 | 14.4 | 9.8 | 5.9 | 4.3 |
| VI | Lonigo | 5.3 | 8.3 | 13.4 | 17.1 | 20.5 | 22.5 | 22.9 | 19.4 | 14.7 | 9.9 | 5.9 | 4.3 |
| VI | Malo | 5.3 | 8.2 | 13.2 | 16.8 | 20.1 | 22.0 | 22.4 | 19.0 | 14.3 | 9.7 | 5.9 | 4.3 |
| VI | Marostica | 5.3 | 8.2 | 13.0 | 16.7 | 20.0 | 21.9 | 22.2 | 18.8 | 14.2 | 9.7 | 5.9 | 4.3 |
| VI | Montebelluna | 5.3 | 8.2 | 13.3 | 17.0 | 20.3 | 22.3 | 22.7 | 19.2 | 14.6 | 9.8 | 5.9 | 4.3 |
| VI | Noventa Vicentina | 5.3 | 8.3 | 13.4 | 17.2 | 20.7 | 22.7 | 23.0 | 19.6 | 14.8 | 9.9 | 6.0 | 4.3 |
| VI | Recoaro Terme | 5.3 | 8.1 | 13.2 | 16.8 | 20.0 | 21.9 | 22.2 | 18.8 | 14.3 | 9.7 | 5.9 | 4.3 |
| VI | Romano d'Ezzelino | 5.3 | 8.1 | 13.0 | 16.7 | 20.0 | 21.8 | 22.2 | 18.8 | 14.2 | 9.7 | 5.9 | 4.3 |
| VI | Rosà | 5.2 | 8.2 | 13.1 | 16.8 | 20.1 | 21.9 | 22.3 | 18.9 | 14.3 | 9.7 | 5.9 | 4.3 |
| VI | Schio | 5.3 | 8.1 | 13.1 | 16.8 | 20.0 | 21.8 | 22.2 | 18.8 | 14.3 | 9.7 | 5.9 | 4.3 |
| VI | Tezze sul Brenta | 5.3 | 8.2 | 13.1 | 16.8 | 20.1 | 22.0 | 22.4 | 19.0 | 14.4 | 9.7 | 5.9 | 4.3 |
| VI | Thiene | 5.3 | 8.2 | 13.1 | 16.8 | 20.0 | 21.9 | 22.3 | 18.9 | 14.3 | 9.7 | 5.9 | 4.3 |
| VI | Torri di Quartesolo | 5.3 | 8.2 | 13.2 | 17.0 | 20.4 | 22.3 | 22.7 | 19.2 | 14.5 | 9.8 | 5.9 | 4.3 |
| VI | Valdagno | 5.3 | 8.2 | 13.2 | 16.8 | 20.1 | 22.0 | 22.4 | 18.9 | 14.3 | 9.7 | 5.9 | 4.3 |
| VI | Vicenza | 5.3 | 8.2 | 13.2 | 16.9 | 20.3 | 22.2 | 22.6 | 19.2 | 14.5 | 9.8 | 5.9 | 4.3 |
| VR | Bovolone | 5.4 | 8.2 | 13.5 | 17.2 | 20.7 | 22.6 | 23.0 | 19.5 | 14.8 | 9.9 | 5.9 | 4.3 |
| VR | Bussolengo | 5.3 | 8.1 | 13.4 | 17.0 | 20.3 | 22.3 | 22.7 | 19.2 | 14.5 | 9.8 | 5.9 | 4.3 |
| VR | Caprino Veronese | 5.2 | 8.0 | 13.3 | 16.9 | 20.1 | 22.0 | 22.4 | 19.0 | 14.3 | 9.7 | 5.9 | 4.3 |
| VR | Castel d'Azzano | 5.4 | 8.2 | 13.5 | 17.1 | 20.5 | 22.5 | 22.9 | 19.4 | 14.7 | 9.9 | 5.9 | 4.3 |
| VR | Cerea | 5.3 | 8.3 | 13.6 | 17.3 | 20.8 | 22.7 | 23.1 | 19.6 | 14.9 | 9.9 | 5.9 | 4.3 |
| VR | Cologna Veneta | 5.3 | 8.3 | 13.5 | 17.1 | 20.6 | 22.6 | 22.9 | 19.5 | 14.8 | 9.9 | 5.9 | 4.3 |
| VR | Colognola ai Colli | 5.3 | 8.3 | 13.4 | 17.1 | 20.4 | 22.3 | 22.7 | 19.3 | 14.6 | 9.9 | 5.9 | 4.3 |
| VR | Gazzo Veronese | 5.4 | 8.3 | 13.6 | 17.3 | 20.8 | 22.8 | 23.1 | 19.6 | 14.9 | 10.0 | 5.9 | 4.3 |
| VR | Grezzana | 5.3 | 8.2 | 13.3 | 17.0 | 20.3 | 22.2 | 22.6 | 19.1 | 14.5 | 9.8 | 5.9 | 4.3 |
| VR | Isola della Scala | 5.4 | 8.2 | 13.5 | 17.2 | 20.7 | 22.6 | 23.0 | 19.5 | 14.8 | 9.9 | 5.9 | 4.4 |
| VR | Legnago | 5.3 | 8.3 | 13.5 | 17.2 | 20.8 | 22.7 | 23.1 | 19.6 | 14.9 | 9.9 | 5.9 | 4.3 |
| VR | Monteforte d'Alpone | 5.3 | 8.3 | 13.4 | 17.1 | 20.5 | 22.4 | 22.8 | 19.3 | 14.7 | 9.8 | 5.9 | 4.3 |
| VR | Negrar | 5.3 | 8.1 | 13.3 | 17.0 | 20.2 | 22.2 | 22.6 | 19.1 | 14.4 | 9.8 | 5.9 | 4.3 |

RADIAZIONE GLOBALE AL SUOLO (MJ / m² giorno) **media 1994-1999**

| | gen | feb | mar | apr | mag | giu | lug | ago | set | ott | nov | dic |
|----------------------------------|-----|-----|------|------|------|------|------|------|------|------|-----|-----|
| VR Nogara | 5.4 | 8.3 | 13.6 | 17.3 | 20.8 | 22.7 | 23.1 | 19.6 | 14.9 | 10.0 | 5.9 | 4.3 |
| VR Peschiera del Garda | 5.3 | 8.1 | 13.4 | 17.1 | 20.4 | 22.4 | 22.7 | 19.2 | 14.6 | 9.8 | 5.9 | 4.3 |
| VR San Bonifacio | 5.3 | 8.3 | 13.4 | 17.1 | 20.5 | 22.4 | 22.8 | 19.4 | 14.7 | 9.8 | 5.9 | 4.3 |
| VR San Giovanni Lupatoto | 5.3 | 8.2 | 13.4 | 17.1 | 20.5 | 22.4 | 22.8 | 19.3 | 14.7 | 9.9 | 5.9 | 4.3 |
| VR San Martino Buon Albergo | 5.3 | 8.2 | 13.4 | 17.0 | 20.4 | 22.4 | 22.7 | 19.3 | 14.6 | 9.9 | 5.9 | 4.3 |
| VR San Pietro in Cariano | 5.3 | 8.1 | 13.3 | 17.0 | 20.3 | 22.2 | 22.6 | 19.1 | 14.5 | 9.8 | 5.9 | 4.3 |
| VR Sant'Ambrogio di Valpolicella | 5.3 | 8.1 | 13.3 | 17.0 | 20.2 | 22.2 | 22.5 | 19.1 | 14.4 | 9.8 | 5.9 | 4.3 |
| VR Sommacampagna | 5.3 | 8.2 | 13.4 | 17.1 | 20.4 | 22.4 | 22.8 | 19.3 | 14.6 | 9.9 | 5.9 | 4.3 |
| VR Sona | 5.3 | 8.1 | 13.4 | 17.1 | 20.4 | 22.4 | 22.7 | 19.3 | 14.6 | 9.8 | 5.9 | 4.3 |
| VR Verona | 5.3 | 8.2 | 13.4 | 17.0 | 20.4 | 22.3 | 22.7 | 19.2 | 14.6 | 9.8 | 5.9 | 4.3 |
| VR Vigasio | 5.3 | 8.2 | 13.5 | 17.2 | 20.6 | 22.5 | 22.9 | 19.4 | 14.7 | 9.9 | 5.9 | 4.3 |
| VR Villafranca di Verona | 5.3 | 8.2 | 13.5 | 17.1 | 20.5 | 22.5 | 22.8 | 19.4 | 14.7 | 9.9 | 5.9 | 4.3 |
| VR Zevio | 5.4 | 8.3 | 13.4 | 17.1 | 20.5 | 22.4 | 22.8 | 19.4 | 14.7 | 9.9 | 5.9 | 4.3 |

FRIULI - VENEZIA GIULIA

| | | | | | | | | | | | | |
|----------------------|-----|-----|------|------|------|------|------|------|------|-----|-----|-----|
| GO Cormons | 4.8 | 7.7 | 12.4 | 16.2 | 19.9 | 21.6 | 21.8 | 18.6 | 13.8 | 9.3 | 5.6 | 3.9 |
| GO Gorizia | 4.8 | 7.6 | 12.3 | 16.2 | 19.9 | 21.6 | 21.8 | 18.5 | 13.8 | 9.3 | 5.6 | 3.8 |
| GO Gradisca d'Isonzo | 4.8 | 7.7 | 12.4 | 16.3 | 20.0 | 21.7 | 21.9 | 18.6 | 13.9 | 9.4 | 5.6 | 3.9 |
| GO Grado | 4.9 | 7.8 | 12.7 | 16.5 | 20.4 | 22.2 | 22.4 | 19.0 | 14.2 | 9.6 | 5.7 | 4.0 |
| GO Monfalcone | 4.9 | 7.7 | 12.5 | 16.3 | 20.1 | 21.8 | 22.1 | 18.8 | 13.9 | 9.4 | 5.6 | 3.9 |

| | | | | | | | | | | | | |
|----------------------------|-----|-----|------|------|------|------|------|------|------|-----|-----|-----|
| PN Aviano | 5.0 | 7.8 | 12.5 | 16.3 | 19.6 | 21.4 | 21.7 | 18.4 | 13.8 | 9.4 | 5.7 | 4.1 |
| PN Azzano Decimo | 5.0 | 7.9 | 12.7 | 16.5 | 20.0 | 21.9 | 22.1 | 18.7 | 14.0 | 9.5 | 5.7 | 4.1 |
| PN Caneva | 5.0 | 7.9 | 12.7 | 16.5 | 19.8 | 21.6 | 21.9 | 18.5 | 13.9 | 9.5 | 5.7 | 4.1 |
| PN Cordenons | 5.0 | 7.8 | 12.6 | 16.4 | 19.8 | 21.6 | 21.9 | 18.6 | 13.9 | 9.5 | 5.7 | 4.1 |
| PN Fontanafredda | 5.0 | 7.8 | 12.7 | 16.4 | 19.8 | 21.6 | 21.9 | 18.5 | 13.9 | 9.5 | 5.7 | 4.1 |
| PN Maniago | 4.8 | 7.7 | 12.4 | 16.2 | 19.5 | 21.2 | 21.5 | 18.2 | 13.6 | 9.3 | 5.6 | 4.0 |
| PN Pasiano di Pordenone | 5.0 | 7.9 | 12.8 | 16.5 | 20.1 | 21.9 | 22.2 | 18.8 | 14.1 | 9.5 | 5.7 | 4.1 |
| PN Porcia | 5.0 | 7.8 | 12.7 | 16.4 | 19.8 | 21.6 | 21.9 | 18.6 | 13.9 | 9.5 | 5.7 | 4.1 |
| PN Pordenone | 5.0 | 7.8 | 12.7 | 16.4 | 19.8 | 21.7 | 21.9 | 18.6 | 13.9 | 9.5 | 5.7 | 4.1 |
| PN Sacile | 5.0 | 7.9 | 12.7 | 16.5 | 19.8 | 21.7 | 21.9 | 18.6 | 13.9 | 9.5 | 5.7 | 4.1 |
| PN San Vito al Tagliamento | 5.0 | 7.8 | 12.7 | 16.4 | 20.0 | 21.8 | 22.1 | 18.7 | 14.0 | 9.5 | 5.7 | 4.0 |
| PN Sesto al Reghena | 5.0 | 7.9 | 12.7 | 16.5 | 20.1 | 21.9 | 22.2 | 18.8 | 14.1 | 9.5 | 5.7 | 4.1 |
| PN Spilimbergo | 4.9 | 7.7 | 12.5 | 16.2 | 19.7 | 21.4 | 21.6 | 18.3 | 13.7 | 9.3 | 5.6 | 4.0 |

| | | | | | | | | | | | | |
|----------------------------|-----|-----|------|------|------|------|------|------|------|-----|-----|-----|
| TS Duino-Aurisina | 4.8 | 7.7 | 12.4 | 16.3 | 20.2 | 21.9 | 22.1 | 18.8 | 14.0 | 9.4 | 5.6 | 3.9 |
| TS Muggia | 4.8 | 7.7 | 12.5 | 16.3 | 20.3 | 22.0 | 22.2 | 18.9 | 14.0 | 9.5 | 5.7 | 3.9 |
| TS San Dorligo della Valle | 4.8 | 7.7 | 12.4 | 16.3 | 20.2 | 22.0 | 22.2 | 18.9 | 14.0 | 9.4 | 5.6 | 3.9 |
| TS Trieste | 4.8 | 7.7 | 12.5 | 16.3 | 20.2 | 22.0 | 22.2 | 18.9 | 14.0 | 9.4 | 5.6 | 3.9 |

| | | | | | | | | | | | | |
|--------------------------|-----|-----|------|------|------|------|------|------|------|-----|-----|-----|
| UD Buia | 4.8 | 7.6 | 12.3 | 16.1 | 19.5 | 21.2 | 21.4 | 18.2 | 13.5 | 9.2 | 5.5 | 3.9 |
| UD Campoformido | 4.8 | 7.7 | 12.5 | 16.3 | 19.8 | 21.6 | 21.8 | 18.5 | 13.8 | 9.4 | 5.6 | 3.9 |
| UD Cervignano del Friuli | 4.9 | 7.8 | 12.6 | 16.4 | 20.2 | 21.9 | 22.2 | 18.8 | 14.0 | 9.5 | 5.7 | 3.9 |
| UD Cividale del Friuli | 4.7 | 7.6 | 12.3 | 16.2 | 19.7 | 21.4 | 21.6 | 18.3 | 13.6 | 9.2 | 5.5 | 3.9 |
| UD Codroipo | 4.9 | 7.8 | 12.6 | 16.4 | 19.9 | 21.7 | 22.0 | 18.6 | 13.9 | 9.4 | 5.7 | 4.0 |
| UD Fagagna | 4.8 | 7.7 | 12.4 | 16.2 | 19.7 | 21.4 | 21.6 | 18.3 | 13.7 | 9.3 | 5.6 | 3.9 |
| UD Gemona del Friuli | 4.7 | 7.5 | 12.2 | 16.1 | 19.4 | 21.1 | 21.3 | 18.0 | 13.5 | 9.2 | 5.5 | 3.9 |
| UD Latisana | 5.0 | 7.8 | 12.7 | 16.6 | 20.2 | 22.1 | 22.3 | 19.0 | 14.1 | 9.5 | 5.7 | 4.0 |
| UD Lignano Sabbiadoro | 4.9 | 7.8 | 12.8 | 16.6 | 20.4 | 22.2 | 22.4 | 19.1 | 14.2 | 9.6 | 5.7 | 4.0 |

RADIAZIONE GLOBALE AL SUOLO (MJ / m² giorno) **media 1994-1999**

| | gen | feb | mar | apr | mag | giu | lug | ago | set | ott | nov | dic |
|---------------------------|-----|-----|------|------|------|------|------|------|------|-----|-----|-----|
| UD Manzano | 4.8 | 7.7 | 12.4 | 16.2 | 19.9 | 21.6 | 21.8 | 18.6 | 13.8 | 9.3 | 5.6 | 3.9 |
| UD Palmanova | 4.9 | 7.7 | 12.5 | 16.4 | 20.0 | 21.8 | 22.0 | 18.7 | 13.9 | 9.4 | 5.7 | 3.9 |
| UD Povoletto | 4.8 | 7.7 | 12.4 | 16.2 | 19.7 | 21.4 | 21.6 | 18.3 | 13.7 | 9.2 | 5.6 | 3.9 |
| UD Pozzuolo del Friuli | 4.8 | 7.7 | 12.5 | 16.3 | 19.9 | 21.7 | 21.9 | 18.6 | 13.8 | 9.4 | 5.6 | 3.9 |
| UD San Daniele del Friuli | 4.8 | 7.6 | 12.4 | 16.2 | 19.6 | 21.3 | 21.5 | 18.3 | 13.6 | 9.3 | 5.6 | 3.9 |
| UD San Giorgio di Nogaro | 4.9 | 7.8 | 12.6 | 16.4 | 20.2 | 22.0 | 22.2 | 18.9 | 14.0 | 9.5 | 5.7 | 4.0 |
| UD Tarcento | 4.7 | 7.6 | 12.3 | 16.1 | 19.5 | 21.2 | 21.4 | 18.2 | 13.5 | 9.2 | 5.5 | 3.9 |
| UD Tarvisio | 4.5 | 7.4 | 11.9 | 15.9 | 19.4 | 20.9 | 20.8 | 17.7 | 13.3 | 9.0 | 5.3 | 3.7 |
| UD Tavagnacco | 4.8 | 7.7 | 12.4 | 16.2 | 19.7 | 21.5 | 21.6 | 18.4 | 13.7 | 9.3 | 5.6 | 3.9 |
| UD Tolmezzo | 4.6 | 7.4 | 12.1 | 16.0 | 19.3 | 20.9 | 21.0 | 17.8 | 13.4 | 9.1 | 5.5 | 3.8 |
| UD Udine | 4.8 | 7.7 | 12.4 | 16.2 | 19.8 | 21.5 | 21.7 | 18.4 | 13.7 | 9.3 | 5.6 | 3.9 |

LIGURIA

| | | | | | | | | | | | | |
|----------------------------|-----|-----|------|------|------|------|------|------|------|------|-----|-----|
| GE Arenzano | 5.6 | 8.4 | 13.7 | 17.4 | 20.7 | 23.0 | 23.0 | 19.5 | 14.6 | 9.8 | 6.3 | 4.6 |
| GE Campomorone | 5.5 | 8.3 | 13.6 | 17.4 | 20.7 | 23.0 | 23.0 | 19.5 | 14.6 | 9.7 | 6.2 | 4.5 |
| GE Chiavari | 5.6 | 8.2 | 13.5 | 17.3 | 20.7 | 22.9 | 23.0 | 19.5 | 14.7 | 9.9 | 6.3 | 4.5 |
| GE Genova | 5.5 | 8.3 | 13.6 | 17.4 | 20.7 | 23.0 | 23.0 | 19.5 | 14.6 | 9.8 | 6.2 | 4.5 |
| GE Lavagna | 5.6 | 8.2 | 13.5 | 17.3 | 20.7 | 22.9 | 23.0 | 19.5 | 14.7 | 9.9 | 6.3 | 4.5 |
| GE Rapallo | 5.6 | 8.2 | 13.5 | 17.3 | 20.7 | 22.9 | 23.0 | 19.5 | 14.6 | 9.9 | 6.3 | 4.5 |
| GE Recco | 5.6 | 8.3 | 13.5 | 17.3 | 20.7 | 22.9 | 23.0 | 19.5 | 14.6 | 9.9 | 6.3 | 4.5 |
| GE Santa Margherita Ligure | 5.6 | 8.3 | 13.5 | 17.3 | 20.7 | 22.9 | 23.0 | 19.5 | 14.7 | 9.9 | 6.3 | 4.5 |
| GE Sestri Levante | 5.6 | 8.2 | 13.5 | 17.3 | 20.8 | 22.9 | 23.0 | 19.5 | 14.7 | 10.0 | 6.3 | 4.5 |
| IM Bordighera | 6.0 | 9.0 | 14.0 | 17.5 | 20.9 | 23.0 | 22.9 | 19.6 | 15.1 | 10.5 | 7.0 | 5.1 |
| IM Diano Marina | 5.9 | 8.9 | 13.9 | 17.5 | 20.9 | 23.1 | 23.0 | 19.6 | 15.0 | 10.3 | 6.8 | 5.0 |
| IM Imperia | 6.0 | 8.9 | 13.9 | 17.5 | 20.9 | 23.1 | 23.0 | 19.6 | 15.0 | 10.4 | 6.8 | 5.0 |
| IM San Remo | 6.0 | 9.0 | 14.0 | 17.5 | 20.9 | 23.0 | 22.9 | 19.5 | 15.0 | 10.5 | 6.9 | 5.1 |
| IM Taggia | 6.0 | 8.9 | 13.9 | 17.5 | 20.8 | 23.0 | 22.9 | 19.5 | 15.0 | 10.4 | 6.8 | 5.1 |
| IM Ventimiglia | 6.0 | 9.0 | 14.0 | 17.5 | 20.9 | 23.0 | 22.9 | 19.6 | 15.1 | 10.5 | 7.0 | 5.1 |
| SP Follo | 5.7 | 8.2 | 13.5 | 17.2 | 20.8 | 22.9 | 23.1 | 19.6 | 14.7 | 10.1 | 6.3 | 4.6 |
| SP La Spezia | 5.7 | 8.3 | 13.5 | 17.2 | 20.9 | 22.9 | 23.1 | 19.6 | 14.8 | 10.1 | 6.3 | 4.6 |
| SP Lerici | 5.7 | 8.3 | 13.5 | 17.2 | 20.9 | 22.9 | 23.1 | 19.6 | 14.8 | 10.1 | 6.4 | 4.6 |
| SP Levanto | 5.7 | 8.3 | 13.5 | 17.2 | 20.9 | 22.9 | 23.1 | 19.6 | 14.8 | 10.0 | 6.3 | 4.6 |
| SP Sarzana | 5.7 | 8.2 | 13.5 | 17.1 | 20.9 | 22.9 | 23.1 | 19.6 | 14.8 | 10.1 | 6.3 | 4.6 |
| SV Alassio | 5.8 | 8.8 | 13.8 | 17.5 | 20.9 | 23.0 | 22.9 | 19.6 | 14.9 | 10.2 | 6.6 | 4.9 |
| SV Albenga | 5.8 | 8.8 | 13.8 | 17.5 | 20.8 | 23.0 | 23.0 | 19.5 | 14.9 | 10.2 | 6.6 | 4.9 |
| SV Albisola Superiore | 5.6 | 8.5 | 13.7 | 17.4 | 20.7 | 23.0 | 23.0 | 19.5 | 14.6 | 9.9 | 6.3 | 4.6 |
| SV Borghetto Santo Spirito | 5.7 | 8.7 | 13.8 | 17.5 | 20.8 | 23.0 | 22.9 | 19.5 | 14.8 | 10.1 | 6.6 | 4.8 |
| SV Cairo Montenotte | 5.6 | 8.6 | 13.7 | 17.5 | 20.7 | 23.0 | 22.9 | 19.3 | 14.5 | 9.8 | 6.4 | 4.7 |
| SV Carcare | 5.6 | 8.6 | 13.7 | 17.5 | 20.7 | 23.0 | 22.9 | 19.3 | 14.6 | 9.9 | 6.4 | 4.7 |
| SV Finale Ligure | 5.7 | 8.7 | 13.7 | 17.5 | 20.8 | 23.0 | 23.0 | 19.5 | 14.8 | 10.0 | 6.5 | 4.8 |
| SV Loano | 5.7 | 8.7 | 13.8 | 17.5 | 20.8 | 23.0 | 22.9 | 19.5 | 14.8 | 10.1 | 6.6 | 4.8 |
| SV Savona | 5.6 | 8.6 | 13.7 | 17.4 | 20.7 | 23.0 | 23.0 | 19.5 | 14.7 | 9.9 | 6.4 | 4.6 |
| SV Vado Ligure | 5.6 | 8.6 | 13.7 | 17.5 | 20.7 | 23.0 | 23.0 | 19.5 | 14.7 | 9.9 | 6.4 | 4.7 |
| SV Varazze | 5.6 | 8.5 | 13.7 | 17.4 | 20.7 | 23.0 | 23.0 | 19.5 | 14.6 | 9.8 | 6.3 | 4.6 |

RADIAZIONE GLOBALE AL SUOLO (MJ / m² giorno) **media 1994-1999**

| | gen | feb | mar | apr | mag | giu | lug | ago | set | ott | nov | dic |
|------------------------------|-----|-----|------|------|------|------|------|------|------|------|-----|-----|
| EMILIA - ROMAGNA | | | | | | | | | | | | |
| BO Anzola dell'Emilia | 5.5 | 8.2 | 13.7 | 17.3 | 21.1 | 23.0 | 23.3 | 19.7 | 15.1 | 10.1 | 6.1 | 4.5 |
| BO Argelato | 5.4 | 8.2 | 13.7 | 17.3 | 21.1 | 23.0 | 23.3 | 19.8 | 15.1 | 10.2 | 6.1 | 4.4 |
| BO Bologna | 5.4 | 8.2 | 13.7 | 17.3 | 21.1 | 23.1 | 23.3 | 19.7 | 15.1 | 10.1 | 6.2 | 4.5 |
| BO Budrio | 5.4 | 8.2 | 13.7 | 17.3 | 21.2 | 23.1 | 23.3 | 19.8 | 15.1 | 10.2 | 6.1 | 4.4 |
| BO Calderara di Reno | 5.4 | 8.2 | 13.7 | 17.3 | 21.1 | 23.0 | 23.3 | 19.7 | 15.1 | 10.1 | 6.1 | 4.5 |
| BO Casalecchio di Reno | 5.5 | 8.2 | 13.7 | 17.3 | 21.1 | 23.0 | 23.3 | 19.7 | 15.1 | 10.2 | 6.2 | 4.5 |
| BO Castel Maggiore | 5.4 | 8.2 | 13.7 | 17.3 | 21.1 | 23.1 | 23.3 | 19.7 | 15.1 | 10.1 | 6.1 | 4.5 |
| BO Castel San Pietro Terme | 5.4 | 8.2 | 13.6 | 17.2 | 21.2 | 23.1 | 23.3 | 19.7 | 15.1 | 10.2 | 6.2 | 4.5 |
| BO Castenaso | 5.4 | 8.2 | 13.6 | 17.3 | 21.2 | 23.1 | 23.3 | 19.7 | 15.1 | 10.2 | 6.1 | 4.5 |
| BO Castiglione dei Pepoli | 5.6 | 8.2 | 13.5 | 17.1 | 21.0 | 23.0 | 23.2 | 19.7 | 15.0 | 10.2 | 6.4 | 4.7 |
| BO Crevalcore | 5.4 | 8.2 | 13.7 | 17.4 | 21.1 | 23.0 | 23.3 | 19.8 | 15.1 | 10.1 | 6.0 | 4.4 |
| BO Granarolo dell'Emilia | 5.4 | 8.2 | 13.6 | 17.3 | 21.2 | 23.1 | 23.3 | 19.8 | 15.1 | 10.1 | 6.1 | 4.5 |
| BO Imola | 5.4 | 8.1 | 13.6 | 17.2 | 21.2 | 23.1 | 23.3 | 19.7 | 15.1 | 10.2 | 6.2 | 4.5 |
| BO Malalbergo | 5.3 | 8.2 | 13.7 | 17.4 | 21.2 | 23.1 | 23.3 | 19.8 | 15.1 | 10.1 | 6.1 | 4.4 |
| BO Medicina | 5.4 | 8.1 | 13.6 | 17.3 | 21.2 | 23.1 | 23.3 | 19.7 | 15.1 | 10.2 | 6.1 | 4.4 |
| BO Molinella | 5.3 | 8.2 | 13.7 | 17.3 | 21.2 | 23.1 | 23.3 | 19.8 | 15.1 | 10.1 | 6.1 | 4.3 |
| BO Pianoro | 5.5 | 8.2 | 13.6 | 17.2 | 21.1 | 23.0 | 23.3 | 19.7 | 15.1 | 10.2 | 6.2 | 4.6 |
| BO San Giovanni in Persiceto | 5.4 | 8.2 | 13.7 | 17.3 | 21.1 | 23.0 | 23.3 | 19.7 | 15.1 | 10.1 | 6.1 | 4.5 |
| BO San Lazzaro di Savena | 5.4 | 8.2 | 13.6 | 17.3 | 21.1 | 23.1 | 23.3 | 19.7 | 15.1 | 10.2 | 6.2 | 4.5 |
| BO San Pietro in Casale | 5.4 | 8.2 | 13.7 | 17.4 | 21.2 | 23.1 | 23.3 | 19.8 | 15.1 | 10.1 | 6.0 | 4.4 |
| BO Sasso Marconi | 5.5 | 8.2 | 13.6 | 17.2 | 21.1 | 23.0 | 23.3 | 19.7 | 15.1 | 10.2 | 6.2 | 4.6 |
| BO Vergato | 5.5 | 8.2 | 13.6 | 17.1 | 21.0 | 23.0 | 23.3 | 19.7 | 15.0 | 10.2 | 6.3 | 4.7 |
| BO Zola Predosa | 5.5 | 8.2 | 13.6 | 17.3 | 21.1 | 23.0 | 23.3 | 19.7 | 15.1 | 10.1 | 6.2 | 4.5 |
| FE Argenta | 5.3 | 8.1 | 13.7 | 17.3 | 21.2 | 23.1 | 23.3 | 19.8 | 15.2 | 10.1 | 6.1 | 4.3 |
| FE Berra | 5.2 | 8.1 | 13.5 | 17.3 | 21.1 | 23.0 | 23.2 | 19.8 | 15.1 | 10.0 | 5.9 | 4.2 |
| FE Bondeno | 5.3 | 8.2 | 13.7 | 17.4 | 21.1 | 23.0 | 23.3 | 19.8 | 15.1 | 10.1 | 6.0 | 4.3 |
| FE Cento | 5.4 | 8.2 | 13.7 | 17.4 | 21.1 | 23.0 | 23.3 | 19.8 | 15.1 | 10.1 | 6.1 | 4.4 |
| FE Codigoro | 5.2 | 8.1 | 13.6 | 17.3 | 21.2 | 23.1 | 23.3 | 19.8 | 15.1 | 10.1 | 5.9 | 4.1 |
| FE Comacchio | 5.2 | 8.1 | 13.6 | 17.3 | 21.2 | 23.1 | 23.3 | 19.8 | 15.1 | 10.1 | 5.9 | 4.1 |
| FE Copparo | 5.3 | 8.2 | 13.6 | 17.3 | 21.1 | 23.1 | 23.3 | 19.8 | 15.1 | 10.1 | 6.0 | 4.2 |
| FE Ferrara | 5.3 | 8.2 | 13.7 | 17.4 | 21.1 | 23.1 | 23.3 | 19.8 | 15.1 | 10.1 | 6.0 | 4.3 |
| FE Mesola | 5.1 | 8.1 | 13.5 | 17.3 | 21.1 | 23.1 | 23.2 | 19.8 | 15.1 | 10.1 | 5.9 | 4.1 |
| FE Ostellato | 5.3 | 8.1 | 13.6 | 17.3 | 21.2 | 23.1 | 23.3 | 19.8 | 15.1 | 10.1 | 6.0 | 4.2 |
| FE Poggio Renatico | 5.3 | 8.2 | 13.7 | 17.4 | 21.1 | 23.1 | 23.3 | 19.8 | 15.1 | 10.1 | 6.0 | 4.4 |
| FE Portomaggiore | 5.3 | 8.2 | 13.7 | 17.3 | 21.2 | 23.1 | 23.3 | 19.8 | 15.2 | 10.2 | 6.0 | 4.3 |
| FE Sant'Agostino | 5.3 | 8.2 | 13.7 | 17.4 | 21.1 | 23.0 | 23.3 | 19.8 | 15.1 | 10.1 | 6.0 | 4.4 |
| FO Bagno di Romagna | 5.5 | 8.2 | 13.5 | 17.0 | 21.2 | 23.0 | 23.2 | 19.7 | 15.0 | 10.2 | 6.4 | 4.7 |
| FO Castrocaro Terme | 5.4 | 8.1 | 13.6 | 17.2 | 21.2 | 23.1 | 23.3 | 19.7 | 15.1 | 10.2 | 6.2 | 4.5 |
| FO Cesena | 5.3 | 8.1 | 13.6 | 17.2 | 21.3 | 23.1 | 23.3 | 19.8 | 15.1 | 10.2 | 6.1 | 4.4 |
| FO Cesenatico | 5.3 | 8.1 | 13.6 | 17.2 | 21.3 | 23.2 | 23.3 | 19.8 | 15.2 | 10.2 | 6.1 | 4.4 |
| FO Forlì | 5.3 | 8.1 | 13.6 | 17.2 | 21.2 | 23.1 | 23.3 | 19.8 | 15.1 | 10.2 | 6.1 | 4.4 |
| FO Forlimpopoli | 5.3 | 8.1 | 13.6 | 17.2 | 21.2 | 23.1 | 23.3 | 19.8 | 15.1 | 10.2 | 6.1 | 4.4 |
| FO Gambettola | 5.3 | 8.1 | 13.6 | 17.2 | 21.3 | 23.1 | 23.3 | 19.8 | 15.1 | 10.2 | 6.1 | 4.4 |
| FO Meldola | 5.4 | 8.1 | 13.6 | 17.2 | 21.2 | 23.1 | 23.3 | 19.7 | 15.1 | 10.2 | 6.2 | 4.5 |
| FO Mercato Saraceno | 5.4 | 8.1 | 13.5 | 17.1 | 21.2 | 23.1 | 23.3 | 19.8 | 15.1 | 10.2 | 6.3 | 4.6 |
| FO Predappio | 5.4 | 8.1 | 13.6 | 17.1 | 21.2 | 23.1 | 23.3 | 19.7 | 15.1 | 10.2 | 6.3 | 4.5 |
| FO Savignano sul Rubicone | 5.3 | 8.1 | 13.6 | 17.2 | 21.3 | 23.1 | 23.3 | 19.8 | 15.1 | 10.2 | 6.1 | 4.4 |

RADIAZIONE GLOBALE AL SUOLO (MJ / m² giorno) **media 1994-1999**

| | | gen | feb | mar | apr | mag | giu | lug | ago | set | ott | nov | dic |
|----|-----------------------|-----|-----|------|------|------|------|------|------|------|------|-----|-----|
| MO | Bomporto | 5.4 | 8.2 | 13.7 | 17.4 | 21.1 | 23.0 | 23.3 | 19.7 | 15.1 | 10.1 | 6.0 | 4.5 |
| MO | Carpi | 5.5 | 8.2 | 13.7 | 17.4 | 21.0 | 23.0 | 23.3 | 19.7 | 15.0 | 10.1 | 6.0 | 4.4 |
| MO | Castelfranco Emilia | 5.5 | 8.2 | 13.7 | 17.3 | 21.1 | 23.0 | 23.3 | 19.7 | 15.1 | 10.2 | 6.1 | 4.5 |
| MO | Castelnuovo Rangone | 5.5 | 8.2 | 13.7 | 17.3 | 21.0 | 23.0 | 23.3 | 19.7 | 15.0 | 10.1 | 6.1 | 4.5 |
| MO | Castelvetro di Modena | 5.5 | 8.2 | 13.6 | 17.3 | 21.0 | 23.0 | 23.3 | 19.7 | 15.0 | 10.1 | 6.1 | 4.5 |
| MO | Cavezzo | 5.4 | 8.2 | 13.7 | 17.4 | 21.0 | 23.0 | 23.3 | 19.7 | 15.1 | 10.1 | 6.0 | 4.4 |
| MO | Finale Emilia | 5.3 | 8.2 | 13.7 | 17.4 | 21.1 | 23.0 | 23.3 | 19.8 | 15.1 | 10.1 | 6.0 | 4.4 |
| MO | Fiorano Modenese | 5.5 | 8.2 | 13.6 | 17.3 | 21.0 | 22.9 | 23.2 | 19.6 | 15.0 | 10.2 | 6.1 | 4.6 |
| MO | Formigine | 5.5 | 8.2 | 13.6 | 17.3 | 21.0 | 22.9 | 23.3 | 19.7 | 15.0 | 10.2 | 6.1 | 4.5 |
| MO | Maranello | 5.5 | 8.2 | 13.6 | 17.3 | 21.0 | 22.9 | 23.3 | 19.6 | 15.0 | 10.2 | 6.1 | 4.5 |
| MO | Mirandola | 5.4 | 8.2 | 13.7 | 17.4 | 21.0 | 23.0 | 23.3 | 19.8 | 15.1 | 10.0 | 6.0 | 4.4 |
| MO | Modena | 5.5 | 8.2 | 13.7 | 17.3 | 21.0 | 23.0 | 23.3 | 19.7 | 15.1 | 10.1 | 6.1 | 4.5 |
| MO | Nonantola | 5.4 | 8.2 | 13.7 | 17.4 | 21.1 | 23.0 | 23.3 | 19.7 | 15.1 | 10.1 | 6.0 | 4.5 |
| MO | Novi di Modena | 5.4 | 8.2 | 13.7 | 17.4 | 21.0 | 22.9 | 23.3 | 19.7 | 15.0 | 10.1 | 5.9 | 4.4 |
| MO | Pavullo nel Frignano | 5.6 | 8.2 | 13.5 | 17.1 | 21.0 | 22.9 | 23.2 | 19.6 | 14.9 | 10.2 | 6.2 | 4.6 |
| MO | San Felice sul Panaro | 5.4 | 8.2 | 13.7 | 17.4 | 21.1 | 23.0 | 23.3 | 19.8 | 15.1 | 10.1 | 6.0 | 4.4 |
| MO | Sassuolo | 5.5 | 8.2 | 13.6 | 17.3 | 21.0 | 22.9 | 23.2 | 19.6 | 15.0 | 10.2 | 6.1 | 4.6 |
| MO | Soliera | 5.4 | 8.2 | 13.7 | 17.4 | 21.1 | 23.0 | 23.3 | 19.7 | 15.0 | 10.1 | 6.0 | 4.4 |
| MO | Spilamberto | 5.5 | 8.2 | 13.7 | 17.3 | 21.0 | 23.0 | 23.3 | 19.7 | 15.0 | 10.1 | 6.1 | 4.6 |
| MO | Vignola | 5.5 | 8.2 | 13.6 | 17.3 | 21.0 | 23.0 | 23.3 | 19.7 | 15.0 | 10.1 | 6.2 | 4.6 |
| PC | Borgonovo Val Tidone | 5.4 | 8.2 | 13.7 | 17.5 | 20.8 | 22.9 | 23.1 | 19.5 | 14.6 | 9.8 | 6.0 | 4.3 |
| PC | Cadeo | 5.4 | 8.1 | 13.7 | 17.5 | 20.9 | 22.9 | 23.1 | 19.5 | 14.7 | 9.9 | 6.0 | 4.3 |
| PC | Carpaneto Piacentino | 5.4 | 8.1 | 13.6 | 17.5 | 20.9 | 22.9 | 23.1 | 19.5 | 14.6 | 9.9 | 6.0 | 4.3 |
| PC | Castel San Giovanni | 5.4 | 8.2 | 13.7 | 17.5 | 20.8 | 22.9 | 23.1 | 19.5 | 14.6 | 9.7 | 6.0 | 4.3 |
| PC | Fiorenzuola d'Arda | 5.4 | 8.1 | 13.6 | 17.5 | 20.9 | 22.9 | 23.2 | 19.6 | 14.7 | 9.9 | 6.0 | 4.3 |
| PC | Monticelli d'Ongina | 5.4 | 8.1 | 13.7 | 17.4 | 20.8 | 22.8 | 23.1 | 19.5 | 14.7 | 9.9 | 5.9 | 4.3 |
| PC | Piacenza | 5.4 | 8.2 | 13.7 | 17.5 | 20.8 | 22.9 | 23.1 | 19.5 | 14.6 | 9.8 | 6.0 | 4.3 |
| PC | Podenzano | 5.4 | 8.2 | 13.7 | 17.5 | 20.9 | 22.9 | 23.1 | 19.5 | 14.6 | 9.9 | 6.0 | 4.3 |
| PC | Pontenure | 5.4 | 8.1 | 13.7 | 17.5 | 20.9 | 22.9 | 23.1 | 19.5 | 14.6 | 9.9 | 6.0 | 4.3 |
| PC | Rottofreno | 5.4 | 8.2 | 13.7 | 17.5 | 20.8 | 22.9 | 23.1 | 19.5 | 14.6 | 9.8 | 6.0 | 4.3 |
| PR | Borgo Val di Taro | 5.6 | 8.2 | 13.5 | 17.2 | 20.8 | 22.8 | 23.0 | 19.4 | 14.6 | 10.0 | 6.2 | 4.5 |
| PR | Busseto | 5.4 | 8.1 | 13.7 | 17.4 | 20.9 | 22.9 | 23.2 | 19.6 | 14.7 | 10.0 | 6.0 | 4.3 |
| PR | Collecchio | 5.5 | 8.1 | 13.7 | 17.4 | 20.9 | 22.9 | 23.2 | 19.6 | 14.8 | 10.0 | 6.0 | 4.4 |
| PR | Colorno | 5.5 | 8.1 | 13.7 | 17.4 | 20.9 | 22.9 | 23.2 | 19.6 | 14.9 | 10.0 | 6.0 | 4.4 |
| PR | Felino | 5.5 | 8.1 | 13.6 | 17.3 | 20.9 | 22.9 | 23.2 | 19.6 | 14.8 | 10.0 | 6.0 | 4.4 |
| PR | Fidenza | 5.5 | 8.1 | 13.7 | 17.4 | 20.9 | 22.9 | 23.2 | 19.6 | 14.7 | 10.0 | 6.0 | 4.3 |
| PR | Fontanellato | 5.5 | 8.2 | 13.7 | 17.4 | 20.9 | 22.9 | 23.2 | 19.6 | 14.8 | 10.0 | 6.0 | 4.3 |
| PR | Fornovo di Taro | 5.5 | 8.1 | 13.6 | 17.3 | 20.9 | 22.9 | 23.2 | 19.5 | 14.7 | 10.0 | 6.0 | 4.4 |
| PR | Langhirano | 5.5 | 8.1 | 13.6 | 17.3 | 20.9 | 22.9 | 23.2 | 19.5 | 14.8 | 10.0 | 6.1 | 4.5 |
| PR | Noceto | 5.5 | 8.2 | 13.7 | 17.4 | 20.9 | 22.9 | 23.2 | 19.6 | 14.8 | 10.0 | 6.0 | 4.3 |
| PR | Parma | 5.5 | 8.2 | 13.7 | 17.4 | 21.0 | 22.9 | 23.2 | 19.6 | 14.8 | 10.0 | 6.0 | 4.4 |
| PR | Salsomaggiore Terme | 5.5 | 8.1 | 13.6 | 17.4 | 20.9 | 22.9 | 23.2 | 19.5 | 14.7 | 10.0 | 6.0 | 4.3 |
| PR | Sorbolo | 5.5 | 8.2 | 13.7 | 17.4 | 20.9 | 22.9 | 23.3 | 19.6 | 14.9 | 10.1 | 6.0 | 4.4 |
| RA | Alfonsine | 5.3 | 8.1 | 13.6 | 17.3 | 21.3 | 23.2 | 23.3 | 19.8 | 15.2 | 10.1 | 6.0 | 4.3 |
| RA | Bagnacavallo | 5.3 | 8.1 | 13.7 | 17.2 | 21.3 | 23.1 | 23.3 | 19.8 | 15.2 | 10.2 | 6.1 | 4.3 |
| RA | Brisighella | 5.4 | 8.1 | 13.6 | 17.2 | 21.2 | 23.1 | 23.3 | 19.7 | 15.1 | 10.2 | 6.2 | 4.5 |
| RA | Castel Bolognese | 5.4 | 8.1 | 13.6 | 17.2 | 21.2 | 23.1 | 23.3 | 19.7 | 15.1 | 10.2 | 6.2 | 4.4 |

RADIAZIONE GLOBALE AL SUOLO (MJ / m² giorno) **media 1994-1999**

| | gen | feb | mar | apr | mag | giu | lug | ago | set | ott | nov | dic |
|-----------------------------|-----|-----|------|------|------|------|------|------|------|------|-----|-----|
| RA Cervia | 5.3 | 8.1 | 13.6 | 17.2 | 21.3 | 23.2 | 23.3 | 19.8 | 15.2 | 10.2 | 6.0 | 4.3 |
| RA Conselice | 5.3 | 8.1 | 13.6 | 17.3 | 21.2 | 23.2 | 23.3 | 19.8 | 15.1 | 10.2 | 6.1 | 4.3 |
| RA Faenza | 5.4 | 8.1 | 13.6 | 17.2 | 21.2 | 23.1 | 23.3 | 19.7 | 15.1 | 10.2 | 6.2 | 4.5 |
| RA Fusignano | 5.3 | 8.1 | 13.6 | 17.2 | 21.3 | 23.2 | 23.3 | 19.8 | 15.2 | 10.2 | 6.1 | 4.3 |
| RA Lugo | 5.3 | 8.1 | 13.7 | 17.2 | 21.3 | 23.1 | 23.3 | 19.8 | 15.2 | 10.2 | 6.1 | 4.4 |
| RA Ravenna | 5.3 | 8.1 | 13.6 | 17.3 | 21.3 | 23.2 | 23.3 | 19.8 | 15.2 | 10.2 | 6.0 | 4.3 |
| RA Riolo Terme | 5.4 | 8.1 | 13.6 | 17.2 | 21.2 | 23.1 | 23.3 | 19.7 | 15.1 | 10.2 | 6.2 | 4.5 |
| RA Russi | 5.3 | 8.1 | 13.6 | 17.2 | 21.3 | 23.1 | 23.3 | 19.8 | 15.1 | 10.2 | 6.1 | 4.4 |
| RE Albinea | 5.5 | 8.2 | 13.7 | 17.3 | 20.9 | 22.9 | 23.2 | 19.6 | 14.9 | 10.1 | 6.0 | 4.5 |
| RE Casalgrande | 5.5 | 8.2 | 13.6 | 17.3 | 21.0 | 22.9 | 23.2 | 19.6 | 15.0 | 10.1 | 6.1 | 4.5 |
| RE Castellarano | 5.5 | 8.2 | 13.6 | 17.2 | 21.0 | 22.9 | 23.2 | 19.6 | 15.0 | 10.1 | 6.1 | 4.6 |
| RE Castelnovo di Sotto | 5.5 | 8.2 | 13.7 | 17.4 | 21.0 | 22.9 | 23.3 | 19.7 | 15.0 | 10.1 | 5.9 | 4.4 |
| RE Castelnovo ne' Monti | 5.6 | 8.2 | 13.5 | 17.2 | 20.9 | 22.8 | 23.1 | 19.5 | 14.8 | 10.1 | 6.2 | 4.6 |
| RE Cavriago | 5.5 | 8.2 | 13.7 | 17.4 | 21.0 | 22.9 | 23.3 | 19.6 | 14.9 | 10.1 | 6.0 | 4.4 |
| RE Correggio | 5.5 | 8.2 | 13.7 | 17.4 | 21.0 | 22.9 | 23.3 | 19.7 | 15.0 | 10.1 | 6.0 | 4.4 |
| RE Fabbrico | 5.4 | 8.2 | 13.7 | 17.4 | 21.0 | 22.9 | 23.3 | 19.7 | 15.0 | 10.1 | 6.0 | 4.4 |
| RE Guastalla | 5.4 | 8.2 | 13.7 | 17.4 | 21.0 | 22.9 | 23.3 | 19.7 | 15.0 | 10.0 | 5.9 | 4.4 |
| RE Novellara | 5.4 | 8.2 | 13.7 | 17.4 | 21.0 | 22.9 | 23.3 | 19.7 | 15.0 | 10.1 | 6.0 | 4.4 |
| RE Quattro Castella | 5.5 | 8.2 | 13.7 | 17.3 | 20.9 | 22.9 | 23.2 | 19.6 | 14.9 | 10.1 | 6.0 | 4.5 |
| RE Reggio nell'Emilia | 5.5 | 8.2 | 13.7 | 17.3 | 21.0 | 22.9 | 23.3 | 19.7 | 14.9 | 10.1 | 6.0 | 4.5 |
| RE Reggiolo | 5.4 | 8.2 | 13.7 | 17.4 | 21.0 | 22.9 | 23.3 | 19.7 | 15.0 | 10.1 | 6.0 | 4.4 |
| RE Rubiera | 5.5 | 8.2 | 13.7 | 17.3 | 21.0 | 22.9 | 23.3 | 19.7 | 15.0 | 10.1 | 6.0 | 4.5 |
| RE Sant'Ilario d'Enza | 5.5 | 8.2 | 13.7 | 17.4 | 21.0 | 22.9 | 23.3 | 19.6 | 14.9 | 10.1 | 6.0 | 4.4 |
| RE Scandiano | 5.5 | 8.2 | 13.7 | 17.3 | 21.0 | 22.9 | 23.2 | 19.7 | 15.0 | 10.1 | 6.1 | 4.5 |
| RN Bellaria-Igea Marina | 5.3 | 8.1 | 13.6 | 17.2 | 21.3 | 23.2 | 23.3 | 19.8 | 15.2 | 10.2 | 6.1 | 4.4 |
| RN Cattolica | 5.4 | 8.1 | 13.5 | 17.3 | 21.3 | 23.2 | 23.3 | 19.9 | 15.2 | 10.3 | 6.1 | 4.5 |
| RN Coriano | 5.4 | 8.1 | 13.6 | 17.2 | 21.3 | 23.2 | 23.3 | 19.8 | 15.2 | 10.3 | 6.1 | 4.5 |
| RN Riccione | 5.4 | 8.1 | 13.6 | 17.2 | 21.3 | 23.2 | 23.3 | 19.9 | 15.2 | 10.3 | 6.1 | 4.5 |
| RN Rimini | 5.3 | 8.1 | 13.6 | 17.2 | 21.3 | 23.2 | 23.3 | 19.8 | 15.2 | 10.3 | 6.1 | 4.5 |
| RN Santarcangelo di Romagna | 5.3 | 8.1 | 13.5 | 17.2 | 21.3 | 23.2 | 23.3 | 19.8 | 15.2 | 10.2 | 6.1 | 4.5 |

TOSCANA

| | | | | | | | | | | | | |
|-------------------------------|-----|-----|------|------|------|------|------|------|------|------|-----|-----|
| AR Anghiari | 5.7 | 8.3 | 13.5 | 17.0 | 21.2 | 23.0 | 23.2 | 19.8 | 15.1 | 10.4 | 6.6 | 4.9 |
| AR Arezzo | 5.8 | 8.4 | 13.5 | 17.0 | 21.3 | 23.0 | 23.2 | 19.8 | 15.1 | 10.4 | 6.8 | 5.1 |
| AR Bibbiena | 5.6 | 8.3 | 13.5 | 17.0 | 21.2 | 23.0 | 23.2 | 19.7 | 15.0 | 10.3 | 6.6 | 4.9 |
| AR Castiglion Fiorentino | 5.9 | 8.5 | 13.6 | 17.1 | 21.3 | 23.1 | 23.2 | 19.8 | 15.2 | 10.5 | 6.9 | 5.2 |
| AR Cavriglia | 5.9 | 8.5 | 13.5 | 17.0 | 21.2 | 23.1 | 23.2 | 19.8 | 15.1 | 10.4 | 6.8 | 5.1 |
| AR Civitella in Val di Chiana | 5.9 | 8.5 | 13.6 | 17.1 | 21.3 | 23.1 | 23.2 | 19.8 | 15.1 | 10.5 | 6.8 | 5.1 |
| AR Cortona | 6.0 | 8.6 | 13.6 | 17.1 | 21.4 | 23.1 | 23.2 | 19.9 | 15.2 | 10.5 | 6.9 | 5.2 |
| AR Foiano della Chiana | 6.0 | 8.6 | 13.6 | 17.1 | 21.4 | 23.1 | 23.3 | 19.9 | 15.2 | 10.6 | 7.0 | 5.3 |
| AR Monte San Savino | 6.0 | 8.6 | 13.6 | 17.1 | 21.3 | 23.1 | 23.2 | 19.9 | 15.2 | 10.5 | 6.9 | 5.2 |
| AR Montevarchi | 5.8 | 8.5 | 13.5 | 17.0 | 21.2 | 23.1 | 23.2 | 19.8 | 15.1 | 10.4 | 6.8 | 5.1 |
| AR Poppi | 5.6 | 8.3 | 13.4 | 17.0 | 21.2 | 23.0 | 23.2 | 19.7 | 15.0 | 10.3 | 6.6 | 4.9 |
| AR San Giovanni Valdarno | 5.8 | 8.5 | 13.5 | 17.0 | 21.2 | 23.0 | 23.2 | 19.8 | 15.1 | 10.4 | 6.7 | 5.1 |
| AR Sansepolcro | 5.7 | 8.3 | 13.5 | 17.0 | 21.2 | 23.0 | 23.2 | 19.8 | 15.1 | 10.3 | 6.6 | 4.9 |
| AR Terranuova Bracciolini | 5.8 | 8.5 | 13.5 | 17.0 | 21.2 | 23.0 | 23.2 | 19.8 | 15.1 | 10.4 | 6.7 | 5.1 |

RADIAZIONE GLOBALE AL SUOLO (MJ / m² giorno) **media 1994-1999**

| | | gen | feb | mar | apr | mag | giu | lug | ago | set | ott | nov | dic |
|----|-----------------------------|-----|-----|------|------|------|------|------|------|------|------|-----|-----|
| FI | Bagno a Ripoli | 5.7 | 8.4 | 13.5 | 17.0 | 21.1 | 23.0 | 23.2 | 19.8 | 15.0 | 10.3 | 6.6 | 5.0 |
| FI | Barberino di Mugello | 5.6 | 8.3 | 13.5 | 17.0 | 21.1 | 23.0 | 23.2 | 19.7 | 15.0 | 10.2 | 6.5 | 4.8 |
| FI | Borgo San Lorenzo | 5.6 | 8.3 | 13.4 | 17.0 | 21.1 | 23.0 | 23.2 | 19.7 | 15.0 | 10.2 | 6.5 | 4.8 |
| FI | Calenzano | 5.7 | 8.3 | 13.5 | 17.0 | 21.1 | 23.0 | 23.2 | 19.7 | 15.0 | 10.3 | 6.5 | 4.9 |
| FI | Campi Bisenzio | 5.8 | 8.4 | 13.5 | 17.0 | 21.1 | 23.0 | 23.3 | 19.7 | 15.0 | 10.3 | 6.6 | 5.0 |
| FI | Castelfiorentino | 5.9 | 8.6 | 13.6 | 17.1 | 21.2 | 23.1 | 23.3 | 19.9 | 15.1 | 10.5 | 6.8 | 5.1 |
| FI | Certaldo | 5.9 | 8.6 | 13.6 | 17.1 | 21.3 | 23.2 | 23.3 | 19.9 | 15.1 | 10.5 | 6.8 | 5.2 |
| FI | Empoli | 5.8 | 8.5 | 13.5 | 17.0 | 21.1 | 23.1 | 23.3 | 19.8 | 15.1 | 10.4 | 6.7 | 5.0 |
| FI | Fiesole | 5.7 | 8.4 | 13.4 | 17.0 | 21.1 | 23.0 | 23.2 | 19.7 | 15.0 | 10.3 | 6.6 | 4.9 |
| FI | Figline Valdarno | 5.8 | 8.4 | 13.5 | 17.0 | 21.2 | 23.0 | 23.2 | 19.8 | 15.1 | 10.4 | 6.7 | 5.1 |
| FI | Firenze | 5.7 | 8.4 | 13.5 | 17.0 | 21.1 | 23.0 | 23.2 | 19.8 | 15.0 | 10.3 | 6.6 | 5.0 |
| FI | Fucecchio | 5.8 | 8.5 | 13.5 | 17.1 | 21.1 | 23.1 | 23.3 | 19.8 | 15.0 | 10.4 | 6.7 | 5.0 |
| FI | Greve in Chianti | 5.9 | 8.5 | 13.5 | 17.0 | 21.2 | 23.1 | 23.3 | 19.8 | 15.1 | 10.4 | 6.8 | 5.1 |
| FI | Impruneta | 5.8 | 8.5 | 13.5 | 17.0 | 21.2 | 23.0 | 23.3 | 19.8 | 15.0 | 10.4 | 6.7 | 5.0 |
| FI | Incisa in Val d'Arno | 5.8 | 8.4 | 13.5 | 17.0 | 21.2 | 23.0 | 23.2 | 19.8 | 15.0 | 10.3 | 6.7 | 5.0 |
| FI | Lastra a Signa | 5.8 | 8.4 | 13.5 | 17.0 | 21.1 | 23.0 | 23.3 | 19.8 | 15.0 | 10.3 | 6.6 | 5.0 |
| FI | Montelupo Fiorentino | 5.8 | 8.5 | 13.5 | 17.0 | 21.1 | 23.1 | 23.3 | 19.8 | 15.0 | 10.4 | 6.7 | 5.0 |
| FI | Montespertoli | 5.9 | 8.5 | 13.5 | 17.1 | 21.2 | 23.1 | 23.3 | 19.8 | 15.1 | 10.4 | 6.7 | 5.1 |
| FI | Pelago | 5.7 | 8.3 | 13.4 | 17.0 | 21.1 | 23.0 | 23.2 | 19.7 | 15.0 | 10.3 | 6.6 | 4.9 |
| FI | Pontassieve | 5.7 | 8.3 | 13.4 | 17.0 | 21.1 | 23.0 | 23.2 | 19.7 | 15.0 | 10.3 | 6.6 | 4.9 |
| FI | Reggello | 5.8 | 8.4 | 13.5 | 17.0 | 21.2 | 23.0 | 23.2 | 19.8 | 15.0 | 10.3 | 6.7 | 5.0 |
| FI | Rufina | 5.7 | 8.3 | 13.4 | 17.0 | 21.1 | 23.0 | 23.2 | 19.7 | 15.0 | 10.3 | 6.6 | 4.9 |
| FI | San Casciano in Val di Pesa | 5.8 | 8.5 | 13.5 | 17.0 | 21.2 | 23.1 | 23.3 | 19.8 | 15.0 | 10.4 | 6.7 | 5.1 |
| FI | Scandicci | 5.8 | 8.4 | 13.5 | 17.0 | 21.1 | 23.0 | 23.2 | 19.8 | 15.0 | 10.3 | 6.6 | 5.0 |
| FI | Scarperia | 5.6 | 8.3 | 13.5 | 17.0 | 21.1 | 23.0 | 23.2 | 19.7 | 15.0 | 10.2 | 6.4 | 4.8 |
| FI | Sesto Fiorentino | 5.7 | 8.4 | 13.5 | 17.0 | 21.1 | 23.0 | 23.2 | 19.7 | 15.0 | 10.3 | 6.6 | 4.9 |
| FI | Signa | 5.8 | 8.4 | 13.5 | 17.0 | 21.1 | 23.0 | 23.3 | 19.8 | 15.0 | 10.3 | 6.6 | 5.0 |
| FI | Tavarnelle Val di Pesa | 5.9 | 8.6 | 13.5 | 17.0 | 21.3 | 23.1 | 23.3 | 19.9 | 15.1 | 10.5 | 6.8 | 5.1 |
| FI | Vinci | 5.8 | 8.4 | 13.5 | 17.0 | 21.1 | 23.1 | 23.2 | 19.8 | 15.0 | 10.3 | 6.6 | 5.0 |
| GR | Castiglione della Pescaia | 6.5 | 9.3 | 14.2 | 17.7 | 21.8 | 23.8 | 23.7 | 20.4 | 15.7 | 11.1 | 7.2 | 5.6 |
| GR | Follonica | 6.5 | 9.2 | 14.1 | 17.6 | 21.8 | 23.7 | 23.7 | 20.4 | 15.6 | 11.0 | 7.1 | 5.6 |
| GR | Gavorrano | 6.4 | 9.2 | 14.0 | 17.6 | 21.8 | 23.7 | 23.6 | 20.3 | 15.5 | 11.0 | 7.1 | 5.5 |
| GR | Grosseto | 6.5 | 9.3 | 14.1 | 17.7 | 21.8 | 23.7 | 23.6 | 20.4 | 15.6 | 11.1 | 7.2 | 5.6 |
| GR | Manciano | 6.6 | 9.3 | 14.1 | 17.7 | 21.9 | 23.7 | 23.6 | 20.4 | 15.6 | 11.2 | 7.3 | 5.7 |
| GR | Massa Marittima | 6.3 | 9.1 | 14.0 | 17.5 | 21.7 | 23.6 | 23.6 | 20.3 | 15.5 | 10.9 | 7.1 | 5.5 |
| GR | Monte Argentario | 6.8 | 9.6 | 14.3 | 18.0 | 22.0 | 23.9 | 23.8 | 20.6 | 15.8 | 11.4 | 7.4 | 5.8 |
| GR | Orbetello | 6.8 | 9.6 | 14.3 | 18.0 | 22.0 | 23.9 | 23.8 | 20.6 | 15.8 | 11.4 | 7.4 | 5.8 |
| GR | Roccastrada | 6.3 | 9.0 | 13.9 | 17.5 | 21.6 | 23.5 | 23.5 | 20.2 | 15.4 | 10.9 | 7.1 | 5.5 |
| LI | Campiglia Marittima | 6.3 | 9.1 | 14.0 | 17.5 | 21.7 | 23.7 | 23.7 | 20.3 | 15.5 | 10.9 | 7.0 | 5.4 |
| LI | Castagneto Carducci | 6.2 | 9.0 | 13.9 | 17.5 | 21.7 | 23.6 | 23.6 | 20.3 | 15.4 | 10.8 | 7.0 | 5.4 |
| LI | Cecina | 6.1 | 8.9 | 13.9 | 17.4 | 21.6 | 23.5 | 23.6 | 20.2 | 15.4 | 10.7 | 6.9 | 5.3 |
| LI | Collesalveti | 6.0 | 8.6 | 13.7 | 17.2 | 21.3 | 23.3 | 23.4 | 20.0 | 15.2 | 10.5 | 6.7 | 5.1 |
| LI | Livorno | 6.0 | 8.7 | 13.7 | 17.3 | 21.4 | 23.4 | 23.5 | 20.0 | 15.3 | 10.5 | 6.7 | 5.1 |
| LI | Piombino | 6.5 | 9.3 | 14.2 | 17.7 | 21.9 | 23.8 | 23.8 | 20.5 | 15.6 | 11.1 | 7.1 | 5.5 |
| LI | Portoferraio | 6.6 | 9.4 | 14.3 | 17.8 | 21.9 | 23.9 | 23.8 | 20.5 | 15.7 | 11.2 | 7.2 | 5.6 |
| LI | Rosignano Marittimo | 6.1 | 8.8 | 13.8 | 17.3 | 21.5 | 23.5 | 23.5 | 20.1 | 15.3 | 10.6 | 6.8 | 5.2 |

RADIAZIONE GLOBALE AL SUOLO (MJ / m² giorno) **media 1994-1999**

| | | gen | feb | mar | apr | mag | giu | lug | ago | set | ott | nov | dic |
|----|------------------------|-----|-----|------|------|------|------|------|------|------|------|-----|-----|
| LU | Altopascio | 5.8 | 8.4 | 13.5 | 17.1 | 21.1 | 23.0 | 23.2 | 19.8 | 15.0 | 10.3 | 6.6 | 4.9 |
| LU | Barga | 5.7 | 8.3 | 13.5 | 17.0 | 20.9 | 22.9 | 23.1 | 19.6 | 14.8 | 10.2 | 6.4 | 4.8 |
| LU | Borgo a Mozzano | 5.7 | 8.3 | 13.5 | 17.0 | 21.0 | 22.9 | 23.2 | 19.6 | 14.9 | 10.2 | 6.5 | 4.8 |
| LU | Camaiore | 5.8 | 8.4 | 13.5 | 17.1 | 21.0 | 23.0 | 23.2 | 19.7 | 14.9 | 10.2 | 6.5 | 4.8 |
| LU | Capannori | 5.8 | 8.4 | 13.5 | 17.1 | 21.1 | 23.0 | 23.2 | 19.7 | 15.0 | 10.3 | 6.5 | 4.9 |
| LU | Lucca | 5.8 | 8.4 | 13.5 | 17.1 | 21.1 | 23.0 | 23.2 | 19.7 | 15.0 | 10.3 | 6.5 | 4.9 |
| LU | Massarosa | 5.8 | 8.4 | 13.5 | 17.1 | 21.0 | 23.0 | 23.2 | 19.8 | 15.0 | 10.3 | 6.5 | 4.9 |
| LU | Pietrasanta | 5.8 | 8.3 | 13.5 | 17.1 | 21.0 | 23.0 | 23.2 | 19.7 | 14.9 | 10.2 | 6.4 | 4.8 |
| LU | Seravezza | 5.7 | 8.3 | 13.5 | 17.1 | 20.9 | 22.9 | 23.1 | 19.7 | 14.9 | 10.2 | 6.4 | 4.8 |
| LU | Viareggio | 5.8 | 8.4 | 13.5 | 17.1 | 21.1 | 23.0 | 23.2 | 19.7 | 15.0 | 10.3 | 6.5 | 4.8 |
| MS | Aulla | 5.6 | 8.2 | 13.4 | 17.1 | 20.8 | 22.8 | 23.1 | 19.5 | 14.7 | 10.1 | 6.3 | 4.6 |
| MS | Carrara | 5.7 | 8.3 | 13.4 | 17.1 | 20.9 | 22.9 | 23.1 | 19.6 | 14.8 | 10.2 | 6.4 | 4.7 |
| MS | Fivizzano | 5.6 | 8.2 | 13.5 | 17.1 | 20.8 | 22.8 | 23.1 | 19.5 | 14.7 | 10.1 | 6.3 | 4.6 |
| MS | Massa | 5.7 | 8.3 | 13.5 | 17.1 | 20.9 | 22.9 | 23.1 | 19.6 | 14.9 | 10.2 | 6.4 | 4.7 |
| MS | Pontremoli | 5.6 | 8.2 | 13.5 | 17.2 | 20.8 | 22.8 | 23.0 | 19.5 | 14.7 | 10.0 | 6.2 | 4.5 |
| PI | Calci | 5.8 | 8.5 | 13.6 | 17.1 | 21.2 | 23.1 | 23.3 | 19.9 | 15.1 | 10.4 | 6.6 | 5.0 |
| PI | Cascina | 5.9 | 8.6 | 13.6 | 17.1 | 21.2 | 23.2 | 23.3 | 19.9 | 15.1 | 10.4 | 6.7 | 5.0 |
| PI | Castelfranco di Sotto | 5.8 | 8.5 | 13.6 | 17.1 | 21.2 | 23.1 | 23.3 | 19.8 | 15.1 | 10.4 | 6.7 | 5.1 |
| PI | Lari | 6.0 | 8.6 | 13.6 | 17.2 | 21.4 | 23.3 | 23.4 | 20.0 | 15.2 | 10.5 | 6.8 | 5.1 |
| PI | Pisa | 5.9 | 8.5 | 13.6 | 17.2 | 21.2 | 23.2 | 23.3 | 19.9 | 15.1 | 10.4 | 6.6 | 5.0 |
| PI | Pomarance | 6.1 | 8.8 | 13.8 | 17.3 | 21.5 | 23.4 | 23.5 | 20.1 | 15.3 | 10.7 | 6.9 | 5.3 |
| PI | Ponsacco | 5.9 | 8.6 | 13.6 | 17.2 | 21.3 | 23.2 | 23.4 | 19.9 | 15.1 | 10.4 | 6.7 | 5.1 |
| PI | Pontedera | 5.9 | 8.6 | 13.6 | 17.1 | 21.2 | 23.2 | 23.3 | 19.9 | 15.1 | 10.4 | 6.7 | 5.1 |
| PI | San Giuliano Terme | 5.8 | 8.5 | 13.6 | 17.1 | 21.1 | 23.1 | 23.3 | 19.8 | 15.0 | 10.4 | 6.6 | 4.9 |
| PI | San Miniato | 5.9 | 8.5 | 13.5 | 17.1 | 21.2 | 23.1 | 23.3 | 19.9 | 15.1 | 10.4 | 6.7 | 5.1 |
| PI | Santa Croce sull'Arno | 5.8 | 8.5 | 13.5 | 17.1 | 21.2 | 23.1 | 23.3 | 19.8 | 15.0 | 10.4 | 6.7 | 5.0 |
| PI | Santa Maria a Monte | 5.8 | 8.5 | 13.6 | 17.1 | 21.2 | 23.1 | 23.3 | 19.8 | 15.1 | 10.4 | 6.7 | 5.0 |
| PI | Vecchiano | 5.8 | 8.5 | 13.6 | 17.1 | 21.1 | 23.1 | 23.3 | 19.8 | 15.0 | 10.3 | 6.6 | 4.9 |
| PI | Volterra | 6.1 | 8.7 | 13.7 | 17.2 | 21.4 | 23.3 | 23.4 | 20.0 | 15.2 | 10.6 | 6.9 | 5.3 |
| PO | Montemurlo | 5.7 | 8.3 | 13.5 | 17.0 | 21.0 | 22.9 | 23.2 | 19.7 | 15.0 | 10.3 | 6.5 | 4.9 |
| PO | Prato | 5.7 | 8.3 | 13.5 | 17.0 | 21.1 | 23.0 | 23.2 | 19.7 | 15.0 | 10.3 | 6.5 | 4.9 |
| PT | Agliaia | 5.7 | 8.4 | 13.5 | 17.0 | 21.0 | 22.9 | 23.2 | 19.7 | 15.0 | 10.3 | 6.5 | 4.9 |
| PT | Monsummano Terme | 5.7 | 8.4 | 13.5 | 17.0 | 21.0 | 23.0 | 23.2 | 19.7 | 15.0 | 10.3 | 6.5 | 4.9 |
| PT | Montecatini Terme | 5.8 | 8.4 | 13.4 | 17.0 | 21.0 | 23.0 | 23.2 | 19.7 | 15.0 | 10.3 | 6.5 | 4.9 |
| PT | Pescia | 5.8 | 8.4 | 13.5 | 17.0 | 21.0 | 23.0 | 23.2 | 19.7 | 14.9 | 10.3 | 6.5 | 4.9 |
| PT | Pistoia | 5.7 | 8.4 | 13.5 | 17.0 | 21.0 | 23.0 | 23.2 | 19.7 | 15.0 | 10.3 | 6.5 | 4.9 |
| PT | Quarrata | 5.8 | 8.4 | 13.5 | 17.0 | 21.1 | 23.0 | 23.2 | 19.7 | 15.0 | 10.3 | 6.6 | 4.9 |
| PT | San Marcello Pistoiese | 5.7 | 8.3 | 13.5 | 17.0 | 21.0 | 22.9 | 23.2 | 19.6 | 14.9 | 10.2 | 6.4 | 4.8 |
| PT | Serravalle Pistoiese | 5.7 | 8.4 | 13.5 | 17.0 | 21.0 | 23.0 | 23.2 | 19.7 | 15.0 | 10.3 | 6.5 | 4.9 |
| SI | Abbadia San Salvatore | 6.3 | 9.0 | 13.9 | 17.4 | 21.6 | 23.4 | 23.4 | 20.1 | 15.5 | 10.9 | 7.2 | 5.5 |
| SI | Asciano | 6.1 | 8.7 | 13.7 | 17.2 | 21.4 | 23.2 | 23.3 | 20.0 | 15.3 | 10.6 | 7.0 | 5.3 |
| SI | Castelnuovo Berardenga | 6.0 | 8.6 | 13.6 | 17.1 | 21.3 | 23.1 | 23.3 | 19.9 | 15.2 | 10.5 | 6.9 | 5.3 |
| SI | Chianciano Terme | 6.2 | 8.8 | 13.7 | 17.3 | 21.5 | 23.2 | 23.3 | 20.0 | 15.3 | 10.7 | 7.1 | 5.4 |
| SI | Chiusi | 6.2 | 8.8 | 13.8 | 17.3 | 21.5 | 23.2 | 23.3 | 20.0 | 15.4 | 10.8 | 7.1 | 5.4 |
| SI | Colle di Val d'Elsa | 6.0 | 8.7 | 13.7 | 17.2 | 21.4 | 23.2 | 23.3 | 19.9 | 15.2 | 10.6 | 6.9 | 5.3 |
| SI | Montalcino | 6.3 | 8.9 | 13.8 | 17.3 | 21.6 | 23.3 | 23.4 | 20.1 | 15.3 | 10.8 | 7.1 | 5.5 |

RADIAZIONE GLOBALE AL SUOLO (MJ / m² giorno) **media 1994-1999**

| | | gen | feb | mar | apr | mag | giu | lug | ago | set | ott | nov | dic |
|----|-------------------|-----|-----|------|------|------|------|------|------|------|------|-----|-----|
| SI | Montepulciano | 6.2 | 8.8 | 13.7 | 17.3 | 21.5 | 23.2 | 23.3 | 20.0 | 15.3 | 10.7 | 7.1 | 5.4 |
| SI | Monteriggioni | 6.1 | 8.7 | 13.6 | 17.2 | 21.4 | 23.2 | 23.3 | 19.9 | 15.2 | 10.6 | 6.9 | 5.3 |
| SI | Monteroni d'Arbia | 6.1 | 8.8 | 13.7 | 17.2 | 21.5 | 23.2 | 23.4 | 20.0 | 15.3 | 10.6 | 7.0 | 5.4 |
| SI | Poggibonsi | 6.0 | 8.6 | 13.6 | 17.1 | 21.3 | 23.2 | 23.3 | 19.9 | 15.2 | 10.5 | 6.8 | 5.2 |
| SI | San Gimignano | 6.0 | 8.6 | 13.6 | 17.2 | 21.3 | 23.2 | 23.3 | 19.9 | 15.2 | 10.5 | 6.8 | 5.2 |
| SI | Siena | 6.1 | 8.7 | 13.7 | 17.2 | 21.4 | 23.2 | 23.3 | 19.9 | 15.2 | 10.6 | 7.0 | 5.3 |
| SI | Sinalunga | 6.1 | 8.7 | 13.7 | 17.2 | 21.4 | 23.1 | 23.3 | 19.9 | 15.3 | 10.6 | 7.0 | 5.3 |
| SI | Sovicille | 6.1 | 8.8 | 13.7 | 17.2 | 21.4 | 23.3 | 23.4 | 20.0 | 15.2 | 10.6 | 7.0 | 5.4 |

UMBRIA

| | | | | | | | | | | | | | |
|----|----------------------|-----|-----|------|------|------|------|------|------|------|------|-----|-----|
| PG | Assisi | 5.9 | 8.5 | 13.6 | 17.2 | 21.3 | 23.0 | 23.2 | 19.9 | 15.2 | 10.7 | 6.9 | 5.2 |
| PG | Bastia | 6.0 | 8.5 | 13.6 | 17.2 | 21.3 | 23.1 | 23.2 | 19.9 | 15.2 | 10.6 | 6.9 | 5.2 |
| PG | Castiglione del Lago | 6.1 | 8.7 | 13.7 | 17.2 | 21.4 | 23.1 | 23.3 | 19.9 | 15.3 | 10.7 | 7.0 | 5.3 |
| PG | Città della Pieve | 6.2 | 8.9 | 13.8 | 17.3 | 21.5 | 23.2 | 23.3 | 20.1 | 15.4 | 10.8 | 7.2 | 5.4 |
| PG | Città di Castello | 5.8 | 8.3 | 13.5 | 17.1 | 21.3 | 23.0 | 23.2 | 19.8 | 15.1 | 10.4 | 6.7 | 5.0 |
| PG | Corciano | 6.0 | 8.6 | 13.6 | 17.2 | 21.4 | 23.1 | 23.3 | 19.9 | 15.3 | 10.6 | 7.0 | 5.2 |
| PG | Deruta | 6.1 | 8.7 | 13.7 | 17.2 | 21.4 | 23.1 | 23.3 | 20.0 | 15.3 | 10.7 | 7.0 | 5.3 |
| PG | Foligno | 6.0 | 8.6 | 13.6 | 17.2 | 21.3 | 23.0 | 23.2 | 19.9 | 15.2 | 10.7 | 7.0 | 5.2 |
| PG | Gualdo Cattaneo | 6.1 | 8.7 | 13.6 | 17.3 | 21.4 | 23.1 | 23.2 | 20.0 | 15.3 | 10.8 | 7.0 | 5.3 |
| PG | Gualdo Tadino | 5.8 | 8.4 | 13.5 | 17.2 | 21.3 | 23.0 | 23.2 | 19.9 | 15.2 | 10.5 | 6.7 | 5.1 |
| PG | Gubbio | 5.7 | 8.3 | 13.5 | 17.2 | 21.3 | 23.0 | 23.2 | 19.9 | 15.1 | 10.5 | 6.7 | 5.0 |
| PG | Magione | 6.0 | 8.6 | 13.6 | 17.2 | 21.4 | 23.1 | 23.3 | 20.0 | 15.3 | 10.6 | 7.0 | 5.2 |
| PG | Marsciano | 6.2 | 8.8 | 13.7 | 17.3 | 21.5 | 23.1 | 23.3 | 20.0 | 15.3 | 10.8 | 7.1 | 5.3 |
| PG | Montefalco | 6.1 | 8.6 | 13.6 | 17.2 | 21.3 | 23.0 | 23.2 | 20.0 | 15.2 | 10.8 | 7.0 | 5.3 |
| PG | Nocera Umbra | 5.9 | 8.4 | 13.5 | 17.2 | 21.2 | 23.0 | 23.1 | 19.8 | 15.2 | 10.6 | 6.8 | 5.1 |
| PG | Panicale | 6.2 | 8.8 | 13.7 | 17.3 | 21.5 | 23.2 | 23.3 | 20.0 | 15.4 | 10.7 | 7.1 | 5.3 |
| PG | Perugia | 6.0 | 8.6 | 13.6 | 17.2 | 21.4 | 23.1 | 23.2 | 19.9 | 15.3 | 10.6 | 6.9 | 5.2 |
| PG | Spoleto | 6.2 | 8.7 | 13.6 | 17.2 | 21.3 | 23.0 | 23.1 | 20.0 | 15.3 | 10.9 | 7.1 | 5.4 |
| PG | Todi | 6.3 | 8.9 | 13.8 | 17.3 | 21.5 | 23.2 | 23.3 | 20.1 | 15.4 | 10.9 | 7.2 | 5.4 |
| PG | Torgiano | 6.1 | 8.7 | 13.6 | 17.2 | 21.4 | 23.1 | 23.2 | 20.0 | 15.3 | 10.7 | 7.0 | 5.3 |
| PG | Trevi | 6.1 | 8.6 | 13.6 | 17.2 | 21.3 | 23.0 | 23.1 | 19.9 | 15.2 | 10.8 | 7.0 | 5.3 |
| PG | Umbertide | 5.8 | 8.5 | 13.5 | 17.1 | 21.3 | 23.0 | 23.2 | 19.9 | 15.2 | 10.5 | 6.8 | 5.1 |
| TR | Amelia | 6.5 | 9.0 | 13.9 | 17.4 | 21.6 | 23.3 | 23.3 | 20.2 | 15.5 | 11.1 | 7.3 | 5.5 |
| TR | Narni | 6.5 | 9.0 | 13.9 | 17.3 | 21.5 | 23.2 | 23.3 | 20.2 | 15.5 | 11.1 | 7.3 | 5.5 |
| TR | Orvieto | 6.4 | 9.0 | 13.9 | 17.4 | 21.6 | 23.3 | 23.4 | 20.2 | 15.5 | 11.0 | 7.3 | 5.5 |
| TR | Terni | 6.4 | 8.8 | 13.8 | 17.3 | 21.4 | 23.1 | 23.2 | 20.1 | 15.4 | 11.0 | 7.2 | 5.4 |

MARCHE

| | | | | | | | | | | | | | |
|----|---------------------|-----|-----|------|------|------|------|------|------|------|------|-----|-----|
| AN | Ancona | 5.6 | 8.3 | 13.7 | 17.6 | 21.5 | 23.5 | 23.5 | 20.0 | 15.4 | 10.5 | 6.3 | 4.8 |
| AN | Arcevia | 5.6 | 8.2 | 13.5 | 17.3 | 21.3 | 23.1 | 23.2 | 19.9 | 15.1 | 10.4 | 6.4 | 4.8 |
| AN | Camerano | 5.7 | 8.3 | 13.7 | 17.6 | 21.5 | 23.5 | 23.5 | 20.0 | 15.4 | 10.5 | 6.3 | 4.9 |
| AN | Castelfidardo | 5.7 | 8.3 | 13.7 | 17.6 | 21.5 | 23.4 | 23.5 | 20.0 | 15.4 | 10.5 | 6.4 | 4.9 |
| AN | Chiaravalle | 5.6 | 8.3 | 13.6 | 17.5 | 21.4 | 23.4 | 23.4 | 19.9 | 15.3 | 10.4 | 6.3 | 4.8 |
| AN | Corinaldo | 5.5 | 8.2 | 13.5 | 17.4 | 21.4 | 23.2 | 23.3 | 19.9 | 15.2 | 10.4 | 6.2 | 4.7 |
| AN | Fabiano | 5.7 | 8.3 | 13.5 | 17.3 | 21.3 | 23.0 | 23.2 | 19.8 | 15.1 | 10.5 | 6.6 | 5.0 |
| AN | Falconara Marittima | 5.6 | 8.3 | 13.6 | 17.5 | 21.5 | 23.4 | 23.5 | 20.0 | 15.3 | 10.4 | 6.3 | 4.8 |

RADIAZIONE GLOBALE AL SUOLO (MJ / m² giorno) **media 1994-1999**

| | | gen | feb | mar | apr | mag | giu | lug | ago | set | ott | nov | dic |
|----|--------------------------|-----|-----|------|------|------|------|------|------|------|------|-----|-----|
| AN | Jesi | 5.6 | 8.3 | 13.6 | 17.5 | 21.4 | 23.3 | 23.4 | 19.9 | 15.3 | 10.5 | 6.3 | 4.8 |
| AN | Loreto | 5.7 | 8.3 | 13.7 | 17.6 | 21.5 | 23.4 | 23.5 | 20.0 | 15.4 | 10.5 | 6.4 | 4.9 |
| AN | Maiolati Spontini | 5.6 | 8.3 | 13.5 | 17.4 | 21.4 | 23.2 | 23.3 | 19.9 | 15.2 | 10.4 | 6.4 | 4.9 |
| AN | Montemarciano | 5.6 | 8.3 | 13.6 | 17.5 | 21.4 | 23.4 | 23.4 | 19.9 | 15.3 | 10.4 | 6.3 | 4.7 |
| AN | Osimo | 5.7 | 8.3 | 13.6 | 17.6 | 21.5 | 23.4 | 23.4 | 20.0 | 15.3 | 10.5 | 6.4 | 4.9 |
| AN | Ostra | 5.6 | 8.2 | 13.6 | 17.5 | 21.4 | 23.3 | 23.4 | 19.9 | 15.2 | 10.4 | 6.3 | 4.8 |
| AN | Sassoferrato | 5.6 | 8.2 | 13.5 | 17.3 | 21.3 | 23.1 | 23.2 | 19.9 | 15.1 | 10.4 | 6.5 | 4.9 |
| AN | Senigallia | 5.5 | 8.3 | 13.6 | 17.5 | 21.4 | 23.4 | 23.4 | 20.0 | 15.3 | 10.4 | 6.2 | 4.7 |
| AP | Ascoli Piceno | 6.0 | 8.4 | 13.6 | 17.5 | 21.3 | 23.2 | 23.1 | 19.9 | 15.3 | 10.7 | 6.7 | 5.2 |
| AP | Fermo | 5.9 | 8.4 | 13.7 | 17.7 | 21.5 | 23.4 | 23.4 | 20.0 | 15.4 | 10.6 | 6.6 | 5.1 |
| AP | Folignano | 6.0 | 8.4 | 13.6 | 17.6 | 21.3 | 23.2 | 23.1 | 19.9 | 15.3 | 10.8 | 6.7 | 5.2 |
| AP | Grottammare | 6.0 | 8.5 | 13.7 | 17.7 | 21.5 | 23.5 | 23.4 | 20.0 | 15.5 | 10.7 | 6.7 | 5.2 |
| AP | Montegiorgio | 5.9 | 8.4 | 13.6 | 17.6 | 21.4 | 23.3 | 23.3 | 19.9 | 15.3 | 10.6 | 6.6 | 5.1 |
| AP | Montegranaro | 5.8 | 8.4 | 13.7 | 17.6 | 21.5 | 23.4 | 23.4 | 19.9 | 15.4 | 10.6 | 6.5 | 5.0 |
| AP | Monteprandone | 6.0 | 8.5 | 13.7 | 17.7 | 21.5 | 23.4 | 23.4 | 20.0 | 15.4 | 10.8 | 6.7 | 5.2 |
| AP | Offida | 6.0 | 8.4 | 13.6 | 17.6 | 21.4 | 23.3 | 23.2 | 19.9 | 15.3 | 10.7 | 6.7 | 5.2 |
| AP | Porto San Giorgio | 5.9 | 8.4 | 13.7 | 17.7 | 21.5 | 23.5 | 23.5 | 20.0 | 15.4 | 10.7 | 6.6 | 5.1 |
| AP | Porto Sant'Elpidio | 5.9 | 8.4 | 13.7 | 17.7 | 21.5 | 23.5 | 23.5 | 20.0 | 15.4 | 10.6 | 6.5 | 5.0 |
| AP | San Benedetto del Tronto | 6.0 | 8.5 | 13.7 | 17.8 | 21.5 | 23.5 | 23.4 | 20.0 | 15.5 | 10.7 | 6.7 | 5.2 |
| AP | Sant'Elpidio a Mare | 5.9 | 8.4 | 13.7 | 17.7 | 21.5 | 23.4 | 23.4 | 20.0 | 15.4 | 10.6 | 6.5 | 5.0 |
| MC | Camerino | 5.8 | 8.3 | 13.5 | 17.3 | 21.2 | 23.0 | 23.1 | 19.8 | 15.1 | 10.6 | 6.7 | 5.1 |
| MC | Cingoli | 5.7 | 8.3 | 13.6 | 17.5 | 21.3 | 23.2 | 23.3 | 19.9 | 15.2 | 10.5 | 6.4 | 4.9 |
| MC | Civitanova Marche | 5.8 | 8.4 | 13.7 | 17.7 | 21.5 | 23.5 | 23.5 | 20.0 | 15.4 | 10.6 | 6.5 | 5.0 |
| MC | Corridonia | 5.8 | 8.3 | 13.6 | 17.6 | 21.4 | 23.3 | 23.3 | 19.9 | 15.3 | 10.6 | 6.5 | 5.0 |
| MC | Macerata | 5.7 | 8.3 | 13.6 | 17.5 | 21.4 | 23.3 | 23.3 | 19.9 | 15.3 | 10.5 | 6.5 | 5.0 |
| MC | Matelica | 5.7 | 8.3 | 13.5 | 17.3 | 21.3 | 23.0 | 23.2 | 19.8 | 15.1 | 10.5 | 6.6 | 5.0 |
| MC | Montecassiano | 5.7 | 8.3 | 13.6 | 17.6 | 21.4 | 23.3 | 23.4 | 19.9 | 15.3 | 10.5 | 6.4 | 4.9 |
| MC | Morrovalle | 5.8 | 8.3 | 13.7 | 17.6 | 21.5 | 23.4 | 23.4 | 20.0 | 15.4 | 10.6 | 6.5 | 5.0 |
| MC | Potenza Picena | 5.8 | 8.4 | 13.7 | 17.6 | 21.5 | 23.4 | 23.5 | 20.0 | 15.4 | 10.6 | 6.4 | 5.0 |
| MC | Recanati | 5.7 | 8.4 | 13.7 | 17.6 | 21.5 | 23.4 | 23.4 | 20.0 | 15.4 | 10.5 | 6.4 | 4.9 |
| MC | San Severino Marche | 5.8 | 8.3 | 13.5 | 17.4 | 21.3 | 23.1 | 23.2 | 19.8 | 15.2 | 10.5 | 6.6 | 5.0 |
| MC | Tolentino | 5.8 | 8.3 | 13.5 | 17.5 | 21.3 | 23.1 | 23.2 | 19.9 | 15.2 | 10.6 | 6.6 | 5.0 |
| MC | Treia | 5.7 | 8.3 | 13.6 | 17.5 | 21.4 | 23.2 | 23.3 | 19.9 | 15.3 | 10.5 | 6.5 | 5.0 |
| PS | Cagli | 5.6 | 8.2 | 13.5 | 17.2 | 21.3 | 23.1 | 23.3 | 19.9 | 15.1 | 10.4 | 6.4 | 4.8 |
| PS | Cartoceto | 5.5 | 8.2 | 13.5 | 17.3 | 21.4 | 23.2 | 23.3 | 19.9 | 15.2 | 10.3 | 6.2 | 4.7 |
| PS | Fano | 5.5 | 8.2 | 13.6 | 17.4 | 21.4 | 23.3 | 23.4 | 19.9 | 15.2 | 10.4 | 6.2 | 4.6 |
| PS | Fermignano | 5.5 | 8.2 | 13.5 | 17.2 | 21.3 | 23.1 | 23.3 | 19.8 | 15.1 | 10.3 | 6.3 | 4.7 |
| PS | Fossombrone | 5.5 | 8.1 | 13.5 | 17.3 | 21.3 | 23.1 | 23.3 | 19.9 | 15.1 | 10.3 | 6.3 | 4.7 |
| PS | Gabicce Mare | 5.4 | 8.1 | 13.5 | 17.3 | 21.3 | 23.2 | 23.3 | 19.9 | 15.2 | 10.3 | 6.1 | 4.5 |
| PS | Mondolfo | 5.5 | 8.2 | 13.6 | 17.4 | 21.4 | 23.3 | 23.4 | 19.9 | 15.2 | 10.4 | 6.2 | 4.7 |
| PS | Novafeltria | 5.4 | 8.1 | 13.5 | 17.1 | 21.2 | 23.1 | 23.3 | 19.8 | 15.1 | 10.2 | 6.3 | 4.6 |
| PS | Pergola | 5.6 | 8.2 | 13.5 | 17.3 | 21.3 | 23.1 | 23.3 | 19.9 | 15.1 | 10.4 | 6.4 | 4.8 |
| PS | Pesaro | 5.4 | 8.2 | 13.6 | 17.3 | 21.4 | 23.3 | 23.4 | 19.9 | 15.2 | 10.3 | 6.1 | 4.5 |
| PS | Sant'Angelo in Lizzola | 5.4 | 8.1 | 13.5 | 17.3 | 21.3 | 23.2 | 23.3 | 19.9 | 15.2 | 10.3 | 6.2 | 4.6 |
| PS | Urbania | 5.5 | 8.2 | 13.5 | 17.2 | 21.3 | 23.1 | 23.2 | 19.8 | 15.1 | 10.3 | 6.4 | 4.7 |
| PS | Urbino | 5.5 | 8.1 | 13.5 | 17.2 | 21.3 | 23.1 | 23.3 | 19.8 | 15.1 | 10.3 | 6.3 | 4.7 |

RADIAZIONE GLOBALE AL SUOLO (MJ / m² giorno) **media 1994-1999**

| | | gen | feb | mar | apr | mag | giu | lug | ago | set | ott | nov | dic |
|--------------|----------------------------|-----|-----|------|------|------|------|------|------|------|------|-----|-----|
| LAZIO | | | | | | | | | | | | | |
| FR | Alatri | 6.6 | 9.1 | 13.8 | 17.4 | 21.4 | 23.2 | 23.2 | 20.2 | 15.5 | 11.2 | 7.4 | 5.6 |
| FR | Anagni | 6.7 | 9.1 | 13.9 | 17.4 | 21.5 | 23.3 | 23.3 | 20.3 | 15.6 | 11.3 | 7.5 | 5.6 |
| FR | Aquino | 6.7 | 9.2 | 13.8 | 17.6 | 21.5 | 23.4 | 23.2 | 20.4 | 15.7 | 11.3 | 7.5 | 5.8 |
| FR | Cassino | 6.6 | 9.2 | 13.8 | 17.6 | 21.5 | 23.4 | 23.2 | 20.3 | 15.7 | 11.3 | 7.5 | 5.8 |
| FR | Castro dei Volsci | 6.7 | 9.3 | 13.9 | 17.6 | 21.6 | 23.4 | 23.4 | 20.5 | 15.7 | 11.3 | 7.5 | 5.7 |
| FR | Ceccano | 6.7 | 9.3 | 13.9 | 17.5 | 21.6 | 23.4 | 23.3 | 20.4 | 15.7 | 11.3 | 7.5 | 5.7 |
| FR | Ceprano | 6.7 | 9.2 | 13.8 | 17.5 | 21.5 | 23.3 | 23.3 | 20.4 | 15.7 | 11.3 | 7.5 | 5.7 |
| FR | Ferentino | 6.7 | 9.2 | 13.9 | 17.4 | 21.5 | 23.3 | 23.2 | 20.3 | 15.6 | 11.3 | 7.5 | 5.6 |
| FR | Fiuggi | 6.6 | 9.1 | 13.8 | 17.4 | 21.4 | 23.2 | 23.2 | 20.2 | 15.5 | 11.2 | 7.4 | 5.6 |
| FR | Frosinone | 6.7 | 9.2 | 13.8 | 17.5 | 21.5 | 23.3 | 23.3 | 20.3 | 15.6 | 11.3 | 7.5 | 5.7 |
| FR | Isola del Liri | 6.5 | 9.1 | 13.7 | 17.4 | 21.4 | 23.2 | 23.1 | 20.2 | 15.5 | 11.2 | 7.4 | 5.6 |
| FR | Monte San Giovanni Campano | 6.6 | 9.1 | 13.8 | 17.5 | 21.4 | 23.2 | 23.2 | 20.3 | 15.6 | 11.3 | 7.4 | 5.7 |
| FR | Pontecorvo | 6.7 | 9.2 | 13.9 | 17.6 | 21.6 | 23.4 | 23.3 | 20.5 | 15.7 | 11.4 | 7.5 | 5.8 |
| FR | Roccasecca | 6.6 | 9.2 | 13.8 | 17.5 | 21.5 | 23.3 | 23.2 | 20.3 | 15.6 | 11.3 | 7.5 | 5.8 |
| FR | Sant'Elia Fiumerapido | 6.6 | 9.1 | 13.7 | 17.6 | 21.5 | 23.4 | 23.2 | 20.3 | 15.6 | 11.3 | 7.5 | 5.8 |
| FR | Sora | 6.5 | 9.0 | 13.7 | 17.4 | 21.4 | 23.2 | 23.1 | 20.2 | 15.5 | 11.2 | 7.3 | 5.6 |
| FR | Veroli | 6.6 | 9.1 | 13.8 | 17.4 | 21.4 | 23.2 | 23.1 | 20.2 | 15.5 | 11.2 | 7.4 | 5.6 |
| <hr/> | | | | | | | | | | | | | |
| LT | Aprilia | 7.0 | 9.5 | 14.3 | 17.9 | 21.9 | 23.7 | 23.8 | 20.8 | 15.9 | 11.5 | 7.7 | 5.8 |
| LT | Castelforte | 6.8 | 9.4 | 13.9 | 17.8 | 21.7 | 23.5 | 23.4 | 20.6 | 15.9 | 11.5 | 7.6 | 5.9 |
| LT | Cisterna di Latina | 6.9 | 9.4 | 14.2 | 17.7 | 21.8 | 23.6 | 23.7 | 20.7 | 15.8 | 11.5 | 7.6 | 5.7 |
| LT | Cori | 6.9 | 9.3 | 14.1 | 17.6 | 21.7 | 23.5 | 23.6 | 20.5 | 15.8 | 11.4 | 7.6 | 5.7 |
| LT | Fondi | 6.8 | 9.4 | 14.0 | 17.7 | 21.7 | 23.5 | 23.5 | 20.6 | 15.9 | 11.5 | 7.6 | 5.8 |
| LT | Formia | 6.9 | 9.5 | 14.1 | 17.9 | 21.8 | 23.6 | 23.6 | 20.7 | 16.0 | 11.5 | 7.7 | 5.9 |
| LT | Gaeta | 6.9 | 9.5 | 14.1 | 17.9 | 21.8 | 23.7 | 23.6 | 20.8 | 16.0 | 11.6 | 7.7 | 5.9 |
| LT | Itri | 6.9 | 9.4 | 14.1 | 17.8 | 21.8 | 23.6 | 23.6 | 20.7 | 16.0 | 11.5 | 7.7 | 5.9 |
| LT | Latina | 6.9 | 9.5 | 14.2 | 17.8 | 21.9 | 23.7 | 23.8 | 20.7 | 15.9 | 11.5 | 7.7 | 5.8 |
| LT | Minturno | 6.8 | 9.4 | 14.0 | 17.8 | 21.7 | 23.6 | 23.5 | 20.6 | 15.9 | 11.5 | 7.7 | 5.9 |
| LT | Pontinia | 6.9 | 9.5 | 14.2 | 17.8 | 21.8 | 23.6 | 23.7 | 20.7 | 15.9 | 11.5 | 7.7 | 5.8 |
| LT | Priverno | 6.9 | 9.4 | 14.0 | 17.7 | 21.7 | 23.5 | 23.6 | 20.6 | 15.8 | 11.4 | 7.6 | 5.8 |
| LT | Sabaudia | 7.0 | 9.5 | 14.3 | 17.9 | 21.9 | 23.7 | 23.9 | 20.9 | 16.0 | 11.6 | 7.7 | 5.9 |
| LT | San Felice Circeo | 7.0 | 9.6 | 14.3 | 18.0 | 22.0 | 23.8 | 23.9 | 20.9 | 16.1 | 11.7 | 7.7 | 5.9 |
| LT | Sermoneta | 6.9 | 9.4 | 14.1 | 17.7 | 21.8 | 23.5 | 23.6 | 20.6 | 15.8 | 11.4 | 7.6 | 5.7 |
| LT | Sezze | 6.9 | 9.4 | 14.1 | 17.7 | 21.7 | 23.5 | 23.6 | 20.6 | 15.8 | 11.4 | 7.6 | 5.8 |
| LT | Sonnino | 6.9 | 9.4 | 14.0 | 17.7 | 21.7 | 23.5 | 23.6 | 20.6 | 15.8 | 11.5 | 7.6 | 5.8 |
| LT | Terracina | 6.9 | 9.5 | 14.2 | 17.9 | 21.9 | 23.7 | 23.7 | 20.8 | 16.0 | 11.6 | 7.7 | 5.9 |
| <hr/> | | | | | | | | | | | | | |
| RI | Fara in Sabina | 6.6 | 9.0 | 13.9 | 17.4 | 21.5 | 23.2 | 23.3 | 20.2 | 15.5 | 11.2 | 7.4 | 5.5 |
| RI | Rieti | 6.4 | 8.8 | 13.8 | 17.2 | 21.3 | 23.0 | 23.1 | 20.0 | 15.4 | 11.0 | 7.3 | 5.4 |
| <hr/> | | | | | | | | | | | | | |
| RM | Albano Laziale | 6.9 | 9.4 | 14.2 | 17.7 | 21.9 | 23.6 | 23.7 | 20.6 | 15.8 | 11.5 | 7.6 | 5.7 |
| RM | Anguillara Sabazia | 6.8 | 9.4 | 14.2 | 17.7 | 21.9 | 23.6 | 23.7 | 20.6 | 15.8 | 11.4 | 7.6 | 5.7 |
| RM | Anzio | 7.1 | 9.6 | 14.4 | 18.0 | 22.0 | 23.8 | 23.9 | 20.9 | 16.0 | 11.6 | 7.7 | 5.8 |
| RM | Ardea | 7.0 | 9.5 | 14.3 | 17.9 | 22.0 | 23.8 | 23.9 | 20.8 | 16.0 | 11.6 | 7.7 | 5.8 |
| RM | Ariccia | 6.9 | 9.4 | 14.2 | 17.7 | 21.9 | 23.6 | 23.7 | 20.6 | 15.8 | 11.5 | 7.6 | 5.7 |
| RM | Artena | 6.8 | 9.3 | 14.0 | 17.6 | 21.7 | 23.4 | 23.5 | 20.5 | 15.7 | 11.4 | 7.5 | 5.7 |
| RM | Bracciano | 6.8 | 9.4 | 14.2 | 17.8 | 22.0 | 23.7 | 23.7 | 20.6 | 15.8 | 11.5 | 7.6 | 5.7 |
| RM | Campagnano di Roma | 6.8 | 9.3 | 14.1 | 17.6 | 21.8 | 23.6 | 23.6 | 20.5 | 15.7 | 11.4 | 7.6 | 5.6 |
| RM | Carpineto Romano | 6.8 | 9.3 | 14.0 | 17.6 | 21.7 | 23.4 | 23.5 | 20.5 | 15.7 | 11.4 | 7.6 | 5.7 |

RADIAZIONE GLOBALE AL SUOLO (MJ / m² giorno) **media 1994-1999**

| | gen | feb | mar | apr | mag | giu | lug | ago | set | ott | nov | dic |
|------------------------|-----|-----|------|------|------|------|------|------|------|------|-----|-----|
| RM Castel Madama | 6.7 | 9.1 | 13.9 | 17.4 | 21.6 | 23.3 | 23.3 | 20.3 | 15.6 | 11.3 | 7.5 | 5.6 |
| RM Cerveteri | 6.9 | 9.5 | 14.3 | 17.9 | 22.0 | 23.8 | 23.8 | 20.7 | 15.9 | 11.5 | 7.6 | 5.8 |
| RM Ciampino | 6.9 | 9.4 | 14.2 | 17.7 | 21.8 | 23.6 | 23.7 | 20.6 | 15.8 | 11.5 | 7.6 | 5.7 |
| RM Civitavecchia | 6.9 | 9.6 | 14.3 | 18.0 | 22.0 | 23.9 | 23.8 | 20.7 | 15.9 | 11.5 | 7.6 | 5.8 |
| RM Colferro | 6.8 | 9.2 | 14.0 | 17.5 | 21.6 | 23.4 | 23.4 | 20.4 | 15.6 | 11.3 | 7.5 | 5.7 |
| RM Fiano Romano | 6.7 | 9.2 | 14.0 | 17.5 | 21.7 | 23.4 | 23.4 | 20.3 | 15.6 | 11.3 | 7.5 | 5.6 |
| RM Fiumicino | 7.0 | 9.6 | 14.4 | 18.0 | 22.1 | 23.9 | 23.9 | 20.8 | 16.0 | 11.6 | 7.7 | 5.8 |
| RM Formello | 6.8 | 9.3 | 14.1 | 17.7 | 21.8 | 23.6 | 23.6 | 20.5 | 15.7 | 11.4 | 7.6 | 5.6 |
| RM Frascati | 6.9 | 9.3 | 14.1 | 17.6 | 21.8 | 23.5 | 23.6 | 20.6 | 15.8 | 11.4 | 7.6 | 5.7 |
| RM Genzano di Roma | 6.9 | 9.4 | 14.2 | 17.7 | 21.9 | 23.6 | 23.7 | 20.6 | 15.8 | 11.5 | 7.6 | 5.7 |
| RM Grottaferrata | 6.9 | 9.4 | 14.1 | 17.6 | 21.8 | 23.5 | 23.6 | 20.6 | 15.8 | 11.4 | 7.6 | 5.7 |
| RM Guidonia Montecelio | 6.7 | 9.2 | 14.0 | 17.5 | 21.7 | 23.4 | 23.4 | 20.4 | 15.6 | 11.3 | 7.5 | 5.6 |
| RM Ladispoli | 6.9 | 9.6 | 14.4 | 18.0 | 22.0 | 23.9 | 23.9 | 20.7 | 16.0 | 11.6 | 7.6 | 5.8 |
| RM Marino | 6.9 | 9.4 | 14.2 | 17.7 | 21.8 | 23.6 | 23.7 | 20.6 | 15.8 | 11.4 | 7.6 | 5.7 |
| RM Mentana | 6.7 | 9.2 | 14.0 | 17.5 | 21.7 | 23.4 | 23.5 | 20.4 | 15.6 | 11.4 | 7.5 | 5.6 |
| RM Monterotondo | 6.7 | 9.2 | 14.0 | 17.5 | 21.7 | 23.4 | 23.5 | 20.4 | 15.6 | 11.3 | 7.5 | 5.6 |
| RM Nettuno | 7.0 | 9.6 | 14.3 | 18.0 | 22.0 | 23.8 | 23.9 | 20.9 | 16.0 | 11.6 | 7.7 | 5.8 |
| RM Olevano Romano | 6.7 | 9.1 | 13.9 | 17.4 | 21.5 | 23.2 | 23.3 | 20.3 | 15.5 | 11.3 | 7.4 | 5.6 |
| RM Palestrina | 6.7 | 9.2 | 14.0 | 17.5 | 21.6 | 23.4 | 23.4 | 20.4 | 15.6 | 11.3 | 7.5 | 5.6 |
| RM Palombara Sabina | 6.7 | 9.1 | 14.0 | 17.4 | 21.6 | 23.3 | 23.3 | 20.3 | 15.6 | 11.3 | 7.5 | 5.6 |
| RM Pomezia | 7.0 | 9.5 | 14.3 | 17.9 | 22.0 | 23.8 | 23.8 | 20.8 | 16.0 | 11.6 | 7.7 | 5.8 |
| RM Rignano Flaminio | 6.7 | 9.2 | 14.0 | 17.5 | 21.7 | 23.4 | 23.4 | 20.4 | 15.6 | 11.3 | 7.5 | 5.6 |
| RM Rocca di Papa | 6.9 | 9.3 | 14.1 | 17.6 | 21.8 | 23.5 | 23.6 | 20.6 | 15.8 | 11.4 | 7.6 | 5.7 |
| RM Rocca Priora | 6.8 | 9.3 | 14.1 | 17.6 | 21.7 | 23.5 | 23.5 | 20.5 | 15.7 | 11.4 | 7.6 | 5.7 |
| RM Roma | 6.9 | 9.4 | 14.2 | 17.7 | 21.9 | 23.6 | 23.7 | 20.6 | 15.8 | 11.4 | 7.6 | 5.7 |
| RM Santa Marinella | 6.9 | 9.6 | 14.4 | 18.0 | 22.1 | 23.9 | 23.9 | 20.7 | 15.9 | 11.6 | 7.6 | 5.8 |
| RM Segni | 6.8 | 9.3 | 14.0 | 17.5 | 21.6 | 23.4 | 23.5 | 20.4 | 15.6 | 11.3 | 7.6 | 5.7 |
| RM Subiaco | 6.6 | 9.0 | 13.8 | 17.3 | 21.4 | 23.1 | 23.2 | 20.2 | 15.5 | 11.2 | 7.4 | 5.5 |
| RM Tivoli | 6.7 | 9.2 | 14.0 | 17.4 | 21.6 | 23.3 | 23.4 | 20.4 | 15.6 | 11.3 | 7.5 | 5.6 |
| RM Valmontone | 6.8 | 9.2 | 14.0 | 17.5 | 21.6 | 23.4 | 23.5 | 20.4 | 15.6 | 11.3 | 7.5 | 5.6 |
| RM Velletri | 6.9 | 9.4 | 14.1 | 17.7 | 21.8 | 23.5 | 23.6 | 20.6 | 15.8 | 11.5 | 7.6 | 5.7 |
| RM Zagarolo | 6.8 | 9.3 | 14.0 | 17.5 | 21.7 | 23.4 | 23.5 | 20.4 | 15.7 | 11.4 | 7.5 | 5.6 |
| VT Acquapendente | 6.4 | 9.1 | 13.9 | 17.5 | 21.7 | 23.4 | 23.4 | 20.2 | 15.5 | 11.0 | 7.3 | 5.5 |
| VT Canino | 6.7 | 9.3 | 14.1 | 17.7 | 21.9 | 23.6 | 23.6 | 20.4 | 15.7 | 11.2 | 7.4 | 5.7 |
| VT Civita Castellana | 6.7 | 9.2 | 14.0 | 17.5 | 21.7 | 23.4 | 23.5 | 20.4 | 15.6 | 11.2 | 7.5 | 5.6 |
| VT Fabrica di Roma | 6.6 | 9.2 | 14.1 | 17.6 | 21.8 | 23.5 | 23.5 | 20.4 | 15.6 | 11.2 | 7.5 | 5.6 |
| VT Montalto di Castro | 6.8 | 9.5 | 14.2 | 17.9 | 22.0 | 23.8 | 23.7 | 20.6 | 15.8 | 11.3 | 7.4 | 5.7 |
| VT Montefiascone | 6.6 | 9.2 | 14.0 | 17.6 | 21.8 | 23.5 | 23.5 | 20.3 | 15.6 | 11.1 | 7.4 | 5.6 |
| VT Nepi | 6.7 | 9.3 | 14.1 | 17.6 | 21.8 | 23.5 | 23.5 | 20.4 | 15.7 | 11.3 | 7.5 | 5.6 |
| VT Orte | 6.5 | 9.1 | 14.0 | 17.4 | 21.7 | 23.3 | 23.4 | 20.3 | 15.5 | 11.1 | 7.4 | 5.5 |
| VT Ronciglione | 6.7 | 9.3 | 14.1 | 17.6 | 21.8 | 23.6 | 23.6 | 20.4 | 15.7 | 11.3 | 7.5 | 5.6 |
| VT Soriano nel Cimino | 6.6 | 9.2 | 14.0 | 17.5 | 21.8 | 23.5 | 23.5 | 20.4 | 15.6 | 11.2 | 7.4 | 5.6 |
| VT Tarquinia | 6.8 | 9.5 | 14.3 | 17.9 | 22.0 | 23.8 | 23.8 | 20.6 | 15.8 | 11.4 | 7.5 | 5.7 |
| VT Tuscania | 6.7 | 9.3 | 14.1 | 17.7 | 21.9 | 23.6 | 23.6 | 20.4 | 15.7 | 11.2 | 7.4 | 5.6 |
| VT Vetralla | 6.7 | 9.3 | 14.1 | 17.7 | 21.9 | 23.6 | 23.6 | 20.5 | 15.7 | 11.3 | 7.5 | 5.7 |
| VT Viterbo | 6.6 | 9.2 | 14.1 | 17.6 | 21.8 | 23.5 | 23.5 | 20.4 | 15.7 | 11.2 | 7.4 | 5.6 |

RADIAZIONE GLOBALE AL SUOLO (MJ / m² giorno) **media 1994-1999**

| | | gen | feb | mar | apr | mag | giu | lug | ago | set | ott | nov | dic |
|----------------|--------------------------|-----|-----|------|------|------|------|------|------|------|------|-----|-----|
| ABRUZZO | | | | | | | | | | | | | |
| AQ | Avezzano | 6.4 | 8.8 | 13.6 | 17.3 | 21.3 | 23.0 | 22.9 | 20.0 | 15.3 | 11.1 | 7.2 | 5.5 |
| AQ | Capistrello | 6.4 | 8.9 | 13.7 | 17.3 | 21.3 | 23.1 | 23.0 | 20.1 | 15.4 | 11.1 | 7.3 | 5.5 |
| AQ | Carsoli | 6.5 | 8.9 | 13.8 | 17.3 | 21.3 | 23.0 | 23.1 | 20.1 | 15.4 | 11.1 | 7.3 | 5.5 |
| AQ | Castel di Sangro | 6.3 | 8.9 | 13.6 | 17.7 | 21.4 | 23.3 | 23.0 | 20.1 | 15.5 | 11.1 | 7.2 | 5.6 |
| AQ | Celano | 6.3 | 8.7 | 13.6 | 17.3 | 21.2 | 23.0 | 22.9 | 19.9 | 15.3 | 11.1 | 7.1 | 5.5 |
| AQ | L'Aquila | 6.2 | 8.6 | 13.6 | 17.3 | 21.2 | 23.0 | 22.9 | 19.9 | 15.2 | 11.0 | 7.0 | 5.4 |
| AQ | Pratola Peligna | 6.2 | 8.7 | 13.6 | 17.6 | 21.3 | 23.2 | 22.9 | 20.0 | 15.4 | 11.0 | 7.1 | 5.5 |
| AQ | Sulmona | 6.2 | 8.7 | 13.6 | 17.6 | 21.3 | 23.2 | 22.9 | 20.0 | 15.4 | 11.0 | 7.1 | 5.5 |
| AQ | Tagliacozzo | 6.4 | 8.9 | 13.7 | 17.3 | 21.3 | 23.0 | 23.0 | 20.0 | 15.3 | 11.1 | 7.3 | 5.5 |
| AQ | Trasacco | 6.4 | 8.8 | 13.6 | 17.3 | 21.3 | 23.0 | 22.9 | 20.0 | 15.4 | 11.1 | 7.2 | 5.5 |
| CH | Atessa | 6.3 | 8.8 | 13.7 | 18.0 | 21.6 | 23.6 | 23.3 | 20.3 | 15.7 | 11.1 | 7.0 | 5.5 |
| CH | Casalbordino | 6.3 | 8.8 | 13.8 | 18.1 | 21.7 | 23.7 | 23.5 | 20.3 | 15.7 | 11.1 | 7.0 | 5.5 |
| CH | Casoli | 6.2 | 8.8 | 13.6 | 17.9 | 21.5 | 23.5 | 23.2 | 20.2 | 15.6 | 11.1 | 7.0 | 5.5 |
| CH | Chieti | 6.2 | 8.7 | 13.7 | 17.9 | 21.5 | 23.5 | 23.2 | 20.1 | 15.5 | 11.0 | 6.9 | 5.4 |
| CH | Francavilla al Mare | 6.2 | 8.7 | 13.8 | 17.9 | 21.6 | 23.6 | 23.4 | 20.2 | 15.6 | 11.0 | 6.9 | 5.4 |
| CH | Guardiagrele | 6.2 | 8.7 | 13.6 | 17.8 | 21.5 | 23.5 | 23.2 | 20.1 | 15.6 | 11.0 | 7.0 | 5.5 |
| CH | Lanciano | 6.2 | 8.8 | 13.7 | 18.0 | 21.6 | 23.6 | 23.3 | 20.3 | 15.7 | 11.1 | 7.0 | 5.5 |
| CH | Ortona | 6.2 | 8.8 | 13.8 | 18.0 | 21.6 | 23.7 | 23.4 | 20.3 | 15.7 | 11.0 | 6.9 | 5.4 |
| CH | San Salvo | 6.3 | 8.9 | 13.8 | 18.1 | 21.7 | 23.8 | 23.5 | 20.4 | 15.8 | 11.1 | 7.0 | 5.5 |
| CH | San Vito Chietino | 6.2 | 8.8 | 13.8 | 18.0 | 21.6 | 23.7 | 23.4 | 20.3 | 15.7 | 11.1 | 6.9 | 5.4 |
| CH | Vasto | 6.3 | 8.9 | 13.9 | 18.2 | 21.7 | 23.8 | 23.5 | 20.4 | 15.8 | 11.1 | 7.0 | 5.5 |
| PE | Città Sant'Angelo | 6.1 | 8.6 | 13.7 | 17.8 | 21.5 | 23.5 | 23.3 | 20.1 | 15.5 | 10.9 | 6.9 | 5.4 |
| PE | Loreto Aprutino | 6.1 | 8.6 | 13.6 | 17.7 | 21.4 | 23.4 | 23.2 | 20.0 | 15.4 | 11.0 | 6.9 | 5.4 |
| PE | Manoppello | 6.2 | 8.7 | 13.6 | 17.8 | 21.4 | 23.4 | 23.1 | 20.1 | 15.4 | 11.0 | 7.0 | 5.4 |
| PE | Montesilvano | 6.2 | 8.6 | 13.7 | 17.9 | 21.5 | 23.6 | 23.3 | 20.2 | 15.6 | 11.0 | 6.9 | 5.4 |
| PE | Penne | 6.1 | 8.6 | 13.6 | 17.7 | 21.4 | 23.3 | 23.1 | 20.0 | 15.4 | 11.0 | 6.9 | 5.4 |
| PE | Pescara | 6.2 | 8.7 | 13.7 | 17.9 | 21.6 | 23.6 | 23.4 | 20.2 | 15.6 | 11.0 | 6.9 | 5.4 |
| PE | Popoli | 6.2 | 8.7 | 13.6 | 17.5 | 21.3 | 23.2 | 22.9 | 20.0 | 15.4 | 11.0 | 7.1 | 5.4 |
| PE | Spoltore | 6.2 | 8.6 | 13.7 | 17.8 | 21.5 | 23.5 | 23.3 | 20.1 | 15.5 | 11.0 | 6.9 | 5.4 |
| TE | Atri | 6.1 | 8.6 | 13.7 | 17.8 | 21.5 | 23.4 | 23.2 | 20.1 | 15.4 | 10.9 | 6.8 | 5.3 |
| TE | Bellante | 6.1 | 8.5 | 13.6 | 17.7 | 21.4 | 23.3 | 23.2 | 20.0 | 15.4 | 10.8 | 6.8 | 5.3 |
| TE | Campoli | 6.1 | 8.5 | 13.6 | 17.6 | 21.3 | 23.2 | 23.1 | 19.9 | 15.3 | 10.8 | 6.8 | 5.3 |
| TE | Castellalto | 6.1 | 8.5 | 13.6 | 17.7 | 21.4 | 23.3 | 23.2 | 20.0 | 15.4 | 10.9 | 6.8 | 5.3 |
| TE | Giulianova | 6.1 | 8.5 | 13.7 | 17.8 | 21.5 | 23.5 | 23.3 | 20.1 | 15.5 | 10.9 | 6.8 | 5.3 |
| TE | Martinsicuro | 6.1 | 8.5 | 13.7 | 17.8 | 21.5 | 23.5 | 23.4 | 20.0 | 15.5 | 10.8 | 6.7 | 5.3 |
| TE | Montorio al Vomano | 6.1 | 8.5 | 13.6 | 17.5 | 21.3 | 23.1 | 23.0 | 19.9 | 15.3 | 10.9 | 6.9 | 5.3 |
| TE | Mosciano Sant'Angelo | 6.1 | 8.5 | 13.7 | 17.7 | 21.5 | 23.4 | 23.3 | 20.0 | 15.4 | 10.8 | 6.8 | 5.3 |
| TE | Notaresco | 6.1 | 8.5 | 13.6 | 17.7 | 21.5 | 23.4 | 23.2 | 20.0 | 15.4 | 10.9 | 6.8 | 5.3 |
| TE | Pineto | 6.1 | 8.6 | 13.7 | 17.8 | 21.5 | 23.5 | 23.3 | 20.1 | 15.5 | 10.9 | 6.8 | 5.4 |
| TE | Roseto degli Abruzzi | 6.1 | 8.6 | 13.7 | 17.8 | 21.5 | 23.5 | 23.3 | 20.1 | 15.5 | 10.9 | 6.8 | 5.3 |
| TE | Sant'Egidio alla Vibrata | 6.0 | 8.5 | 13.6 | 17.6 | 21.4 | 23.3 | 23.2 | 19.9 | 15.4 | 10.8 | 6.7 | 5.2 |
| TE | Silvi | 6.2 | 8.6 | 13.7 | 17.9 | 21.6 | 23.6 | 23.4 | 20.1 | 15.5 | 10.9 | 6.8 | 5.4 |
| TE | Teramo | 6.1 | 8.5 | 13.6 | 17.6 | 21.3 | 23.2 | 23.1 | 19.9 | 15.3 | 10.8 | 6.8 | 5.3 |

RADIAZIONE GLOBALE AL SUOLO (MJ / m² giorno) **media 1994-1999**

| | | gen | feb | mar | apr | mag | giu | lug | ago | set | ott | nov | dic |
|-----------------|-------------------------|-----|-----|------|------|------|------|------|------|------|------|-----|-----|
| MOLISE | | | | | | | | | | | | | |
| CB | Bojano | 6.5 | 9.1 | 13.7 | 17.8 | 21.6 | 23.6 | 23.3 | 20.4 | 15.7 | 11.2 | 7.4 | 5.8 |
| CB | Campobasso | 6.4 | 9.0 | 13.7 | 18.0 | 21.7 | 23.7 | 23.4 | 20.4 | 15.8 | 11.2 | 7.3 | 5.8 |
| CB | Campomarino | 6.3 | 9.0 | 14.0 | 18.3 | 21.8 | 23.9 | 23.6 | 20.5 | 15.9 | 11.2 | 7.1 | 5.6 |
| CB | Guglionesi | 6.3 | 8.9 | 13.9 | 18.2 | 21.8 | 23.8 | 23.6 | 20.5 | 15.9 | 11.2 | 7.1 | 5.6 |
| CB | Larino | 6.4 | 9.0 | 13.9 | 18.2 | 21.8 | 23.8 | 23.5 | 20.5 | 15.9 | 11.2 | 7.2 | 5.7 |
| CB | Montenero di Bisaccia | 6.3 | 8.9 | 13.8 | 18.1 | 21.7 | 23.8 | 23.5 | 20.4 | 15.8 | 11.2 | 7.1 | 5.6 |
| CB | Riccia | 6.4 | 9.0 | 13.8 | 18.0 | 21.7 | 23.7 | 23.4 | 20.4 | 15.9 | 11.3 | 7.3 | 5.8 |
| CB | Santa Croce di Magliano | 6.4 | 9.0 | 13.9 | 18.2 | 21.8 | 23.8 | 23.5 | 20.5 | 15.9 | 11.3 | 7.2 | 5.7 |
| CB | Termoli | 6.3 | 8.9 | 13.9 | 18.3 | 21.8 | 23.9 | 23.6 | 20.5 | 16.0 | 11.2 | 7.1 | 5.6 |
| CB | Trivento | 6.3 | 8.9 | 13.7 | 18.0 | 21.6 | 23.6 | 23.3 | 20.3 | 15.7 | 11.1 | 7.2 | 5.6 |
| IS | Agnone | 6.3 | 8.9 | 13.6 | 17.8 | 21.5 | 23.5 | 23.2 | 20.2 | 15.6 | 11.1 | 7.2 | 5.6 |
| IS | Isernia | 6.4 | 9.0 | 13.6 | 17.7 | 21.5 | 23.4 | 23.1 | 20.3 | 15.7 | 11.2 | 7.4 | 5.7 |
| IS | Venafro | 6.6 | 9.2 | 13.7 | 17.6 | 21.5 | 23.4 | 23.2 | 20.4 | 15.7 | 11.3 | 7.4 | 5.8 |
| CAMPANIA | | | | | | | | | | | | | |
| AV | Ariano Irpino | 6.5 | 9.1 | 13.8 | 18.0 | 21.7 | 23.8 | 23.4 | 20.6 | 15.9 | 11.4 | 7.5 | 5.9 |
| AV | Atripalda | 6.7 | 9.2 | 13.8 | 17.9 | 21.7 | 23.8 | 23.5 | 20.7 | 15.9 | 11.5 | 7.6 | 6.0 |
| AV | Avellino | 6.7 | 9.2 | 13.8 | 17.9 | 21.7 | 23.8 | 23.5 | 20.7 | 15.9 | 11.5 | 7.6 | 6.0 |
| AV | Calitri | 6.6 | 9.1 | 13.8 | 18.0 | 21.7 | 23.7 | 23.4 | 20.5 | 15.9 | 11.4 | 7.5 | 6.0 |
| AV | Cervinara | 6.7 | 9.3 | 13.8 | 17.9 | 21.7 | 23.8 | 23.5 | 20.7 | 16.0 | 11.5 | 7.6 | 6.0 |
| AV | Grottaminarda | 6.6 | 9.1 | 13.8 | 17.9 | 21.7 | 23.7 | 23.4 | 20.6 | 15.9 | 11.4 | 7.5 | 5.9 |
| AV | Lioni | 6.7 | 9.1 | 13.8 | 17.9 | 21.7 | 23.8 | 23.4 | 20.6 | 15.9 | 11.4 | 7.6 | 6.0 |
| AV | Mirabella Eclano | 6.6 | 9.1 | 13.8 | 17.9 | 21.7 | 23.7 | 23.4 | 20.6 | 15.9 | 11.4 | 7.5 | 5.9 |
| AV | Monteforte Irpino | 6.7 | 9.3 | 13.8 | 17.9 | 21.8 | 23.8 | 23.5 | 20.7 | 16.0 | 11.5 | 7.7 | 6.0 |
| AV | Montella | 6.7 | 9.2 | 13.8 | 17.9 | 21.7 | 23.7 | 23.5 | 20.6 | 15.9 | 11.5 | 7.6 | 6.0 |
| AV | Montemiletto | 6.6 | 9.1 | 13.8 | 17.9 | 21.7 | 23.8 | 23.4 | 20.6 | 15.9 | 11.4 | 7.5 | 6.0 |
| AV | Montoro Inferiore | 6.8 | 9.3 | 13.9 | 17.9 | 21.8 | 23.8 | 23.6 | 20.7 | 16.0 | 11.6 | 7.7 | 6.0 |
| AV | Nusco | 6.6 | 9.1 | 13.8 | 17.9 | 21.7 | 23.7 | 23.5 | 20.6 | 15.9 | 11.5 | 7.6 | 6.0 |
| AV | Solofra | 6.7 | 9.2 | 13.8 | 17.9 | 21.7 | 23.8 | 23.5 | 20.7 | 16.0 | 11.5 | 7.7 | 6.0 |
| BN | Airola | 6.7 | 9.3 | 13.8 | 17.9 | 21.7 | 23.8 | 23.5 | 20.6 | 15.9 | 11.5 | 7.6 | 6.0 |
| BN | Apice | 6.6 | 9.1 | 13.8 | 17.9 | 21.7 | 23.7 | 23.4 | 20.6 | 15.9 | 11.4 | 7.5 | 5.9 |
| BN | Benevento | 6.6 | 9.2 | 13.8 | 17.9 | 21.7 | 23.8 | 23.5 | 20.6 | 15.9 | 11.4 | 7.5 | 5.9 |
| BN | Guardia Sanframondi | 6.5 | 9.1 | 13.7 | 17.9 | 21.7 | 23.7 | 23.4 | 20.5 | 15.8 | 11.4 | 7.5 | 5.9 |
| BN | Montesarchio | 6.6 | 9.2 | 13.8 | 17.9 | 21.7 | 23.8 | 23.5 | 20.6 | 15.9 | 11.5 | 7.6 | 5.9 |
| BN | Morcone | 6.5 | 9.1 | 13.7 | 17.9 | 21.7 | 23.7 | 23.4 | 20.5 | 15.8 | 11.3 | 7.4 | 5.8 |
| BN | San Bartolomeo in Galdo | 6.5 | 9.1 | 13.8 | 18.1 | 21.8 | 23.8 | 23.5 | 20.5 | 15.9 | 11.3 | 7.3 | 5.8 |
| BN | San Giorgio del Sannio | 6.6 | 9.2 | 13.8 | 17.9 | 21.7 | 23.8 | 23.5 | 20.6 | 15.9 | 11.4 | 7.5 | 5.9 |
| BN | Sant'Agata de' Goti | 6.7 | 9.3 | 13.8 | 17.9 | 21.7 | 23.7 | 23.5 | 20.6 | 15.9 | 11.5 | 7.6 | 5.9 |
| CE | Alife | 6.6 | 9.2 | 13.7 | 17.8 | 21.6 | 23.6 | 23.3 | 20.5 | 15.8 | 11.3 | 7.5 | 5.9 |
| CE | Aversa | 6.9 | 9.5 | 14.0 | 18.0 | 21.9 | 23.8 | 23.6 | 20.8 | 16.1 | 11.6 | 7.8 | 6.1 |
| CE | Caiazzo | 6.7 | 9.3 | 13.8 | 17.9 | 21.7 | 23.7 | 23.5 | 20.6 | 15.9 | 11.4 | 7.6 | 5.9 |
| CE | Capua | 6.8 | 9.4 | 13.9 | 17.9 | 21.7 | 23.7 | 23.5 | 20.7 | 16.0 | 11.5 | 7.7 | 6.0 |
| CE | Casagiove | 6.7 | 9.4 | 13.9 | 17.9 | 21.8 | 23.7 | 23.5 | 20.7 | 16.0 | 11.5 | 7.7 | 6.0 |
| CE | Casal di Principe | 6.9 | 9.5 | 14.0 | 18.0 | 21.8 | 23.8 | 23.6 | 20.8 | 16.1 | 11.6 | 7.8 | 6.1 |

RADIAZIONE GLOBALE AL SUOLO (MJ / m² giorno) **media 1994-1999**

| | | gen | feb | mar | apr | mag | giu | lug | ago | set | ott | nov | dic |
|----|--------------------------|-----|-----|------|------|------|------|------|------|------|------|-----|-----|
| CE | Casaluce | 6.9 | 9.5 | 14.0 | 18.0 | 21.8 | 23.8 | 23.6 | 20.8 | 16.1 | 11.6 | 7.8 | 6.1 |
| CE | Caserta | 6.8 | 9.4 | 13.9 | 17.9 | 21.8 | 23.7 | 23.5 | 20.7 | 16.0 | 11.5 | 7.7 | 6.0 |
| CE | Castel Volturno | 6.9 | 9.6 | 14.1 | 18.1 | 21.9 | 23.8 | 23.7 | 20.9 | 16.1 | 11.7 | 7.8 | 6.1 |
| CE | Cellole | 6.8 | 9.4 | 14.0 | 17.9 | 21.7 | 23.6 | 23.6 | 20.7 | 16.0 | 11.6 | 7.7 | 5.9 |
| CE | Grazzanise | 6.8 | 9.4 | 14.0 | 17.9 | 21.8 | 23.7 | 23.6 | 20.7 | 16.0 | 11.6 | 7.7 | 6.0 |
| CE | Lusciano | 6.9 | 9.5 | 14.0 | 18.0 | 21.9 | 23.8 | 23.7 | 20.8 | 16.1 | 11.7 | 7.8 | 6.1 |
| CE | Maddaloni | 6.8 | 9.4 | 13.9 | 17.9 | 21.8 | 23.8 | 23.6 | 20.7 | 16.0 | 11.6 | 7.7 | 6.0 |
| CE | Marcianise | 6.8 | 9.4 | 13.9 | 17.9 | 21.8 | 23.8 | 23.6 | 20.7 | 16.0 | 11.6 | 7.7 | 6.0 |
| CE | Mondragone | 6.9 | 9.5 | 14.0 | 17.9 | 21.8 | 23.7 | 23.6 | 20.8 | 16.1 | 11.6 | 7.7 | 6.0 |
| CE | Orta di Atella | 6.9 | 9.5 | 14.0 | 18.0 | 21.8 | 23.8 | 23.6 | 20.8 | 16.1 | 11.6 | 7.7 | 6.1 |
| CE | Piedimonte Matese | 6.5 | 9.1 | 13.7 | 17.8 | 21.6 | 23.6 | 23.3 | 20.4 | 15.8 | 11.3 | 7.5 | 5.8 |
| CE | Pignataro Maggiore | 6.7 | 9.3 | 13.8 | 17.8 | 21.7 | 23.7 | 23.5 | 20.6 | 15.9 | 11.5 | 7.7 | 5.9 |
| CE | San Cipriano d'Aversa | 6.9 | 9.5 | 14.1 | 18.0 | 21.9 | 23.8 | 23.7 | 20.8 | 16.1 | 11.6 | 7.8 | 6.1 |
| CE | San Felice a Cancellò | 6.7 | 9.3 | 13.9 | 17.9 | 21.7 | 23.8 | 23.6 | 20.7 | 16.0 | 11.5 | 7.7 | 6.0 |
| CE | San Marcellino | 6.9 | 9.5 | 14.0 | 18.0 | 21.9 | 23.8 | 23.7 | 20.8 | 16.1 | 11.6 | 7.8 | 6.1 |
| CE | San Nicola la Strada | 6.8 | 9.4 | 13.9 | 17.9 | 21.8 | 23.8 | 23.6 | 20.7 | 16.0 | 11.5 | 7.7 | 6.0 |
| CE | San Prisco | 6.8 | 9.4 | 13.9 | 17.9 | 21.8 | 23.7 | 23.5 | 20.7 | 16.0 | 11.5 | 7.7 | 6.0 |
| CE | Sant'Arpino | 6.8 | 9.4 | 13.9 | 18.0 | 21.8 | 23.8 | 23.6 | 20.8 | 16.1 | 11.6 | 7.7 | 6.0 |
| CE | Santa Maria a Vico | 6.8 | 9.3 | 13.9 | 17.9 | 21.8 | 23.8 | 23.5 | 20.7 | 16.0 | 11.5 | 7.7 | 6.0 |
| CE | Santa Maria Capua Vetere | 6.8 | 9.4 | 13.9 | 18.0 | 21.8 | 23.8 | 23.6 | 20.7 | 16.0 | 11.6 | 7.7 | 6.0 |
| CE | Sessa Aurunca | 6.8 | 9.4 | 13.9 | 17.8 | 21.7 | 23.6 | 23.5 | 20.6 | 15.9 | 11.5 | 7.7 | 6.0 |
| CE | Teano | 6.7 | 9.3 | 13.8 | 17.8 | 21.7 | 23.6 | 23.4 | 20.6 | 15.9 | 11.4 | 7.6 | 5.9 |
| CE | Trentola-Ducenta | 6.9 | 9.5 | 14.0 | 18.0 | 21.9 | 23.8 | 23.7 | 20.8 | 16.1 | 11.6 | 7.8 | 6.1 |
| CE | Vairano Patenora | 6.6 | 9.2 | 13.8 | 17.8 | 21.6 | 23.6 | 23.3 | 20.5 | 15.8 | 11.4 | 7.6 | 5.9 |
| CE | Villa Literno | 6.9 | 9.5 | 14.1 | 18.0 | 21.9 | 23.8 | 23.6 | 20.8 | 16.1 | 11.6 | 7.8 | 6.0 |
| NA | Acerra | 6.8 | 9.4 | 13.9 | 18.0 | 21.8 | 23.8 | 23.6 | 20.8 | 16.1 | 11.6 | 7.7 | 6.0 |
| NA | Afragola | 6.9 | 9.5 | 14.0 | 18.0 | 21.8 | 23.8 | 23.7 | 20.8 | 16.1 | 11.7 | 7.8 | 6.1 |
| NA | Arzano | 6.9 | 9.5 | 14.0 | 18.1 | 21.9 | 23.8 | 23.7 | 20.9 | 16.1 | 11.7 | 7.8 | 6.1 |
| NA | Bacoli | 7.0 | 9.8 | 14.2 | 18.2 | 22.0 | 23.9 | 23.9 | 21.0 | 16.3 | 11.9 | 7.9 | 6.2 |
| NA | Barano d'Ischia | 7.1 | 9.9 | 14.4 | 18.4 | 22.2 | 24.0 | 24.0 | 21.1 | 16.4 | 12.0 | 8.0 | 6.2 |
| NA | Boscoreale | 6.9 | 9.5 | 14.1 | 18.1 | 21.9 | 23.9 | 23.7 | 20.9 | 16.1 | 11.7 | 7.8 | 6.1 |
| NA | Boscotrecase | 6.9 | 9.5 | 14.0 | 18.1 | 21.9 | 23.9 | 23.7 | 20.9 | 16.1 | 11.7 | 7.8 | 6.1 |
| NA | Brusciano | 6.8 | 9.4 | 13.9 | 18.0 | 21.8 | 23.8 | 23.6 | 20.8 | 16.1 | 11.6 | 7.7 | 6.0 |
| NA | Caivano | 6.9 | 9.5 | 14.0 | 18.0 | 21.8 | 23.8 | 23.6 | 20.8 | 16.1 | 11.7 | 7.8 | 6.1 |
| NA | Calvizzano | 6.9 | 9.6 | 14.1 | 18.1 | 21.9 | 23.8 | 23.7 | 20.9 | 16.2 | 11.7 | 7.8 | 6.1 |
| NA | Capri | 7.2 | 9.9 | 14.4 | 18.4 | 22.1 | 24.0 | 24.0 | 21.1 | 16.4 | 12.0 | 8.0 | 6.3 |
| NA | Cardito | 6.9 | 9.5 | 14.0 | 18.0 | 21.8 | 23.8 | 23.6 | 20.8 | 16.1 | 11.7 | 7.8 | 6.1 |
| NA | Casalnuovo di Napoli | 6.9 | 9.5 | 14.0 | 18.0 | 21.8 | 23.8 | 23.7 | 20.8 | 16.1 | 11.7 | 7.8 | 6.1 |
| NA | Casandrino | 6.9 | 9.5 | 14.0 | 18.1 | 21.9 | 23.8 | 23.7 | 20.9 | 16.1 | 11.7 | 7.8 | 6.1 |
| NA | Casavatore | 6.9 | 9.6 | 14.1 | 18.1 | 21.9 | 23.8 | 23.7 | 20.9 | 16.1 | 11.7 | 7.8 | 6.1 |
| NA | Casoria | 6.9 | 9.6 | 14.0 | 18.1 | 21.9 | 23.8 | 23.7 | 20.9 | 16.1 | 11.7 | 7.8 | 6.1 |
| NA | Castellammare di Stabia | 7.0 | 9.6 | 14.1 | 18.1 | 21.9 | 23.9 | 23.8 | 20.9 | 16.2 | 11.8 | 7.9 | 6.1 |
| NA | Cercola | 6.9 | 9.5 | 14.0 | 18.1 | 21.9 | 23.8 | 23.7 | 20.8 | 16.1 | 11.7 | 7.8 | 6.1 |
| NA | Cicciano | 6.7 | 9.3 | 13.9 | 17.9 | 21.8 | 23.8 | 23.6 | 20.7 | 16.0 | 11.6 | 7.7 | 6.0 |
| NA | Crispano | 6.9 | 9.5 | 14.0 | 18.0 | 21.8 | 23.8 | 23.6 | 20.8 | 16.1 | 11.7 | 7.8 | 6.1 |
| NA | Ercolano | 6.9 | 9.6 | 14.1 | 18.1 | 21.9 | 23.9 | 23.7 | 20.9 | 16.2 | 11.8 | 7.8 | 6.1 |
| NA | Forio | 7.1 | 9.9 | 14.4 | 18.4 | 22.2 | 24.0 | 24.0 | 21.1 | 16.4 | 12.0 | 8.0 | 6.2 |
| NA | Frattamaggiore | 6.9 | 9.5 | 14.0 | 18.0 | 21.8 | 23.8 | 23.7 | 20.8 | 16.1 | 11.7 | 7.8 | 6.1 |
| NA | Frattaminore | 6.9 | 9.5 | 14.0 | 18.0 | 21.8 | 23.8 | 23.7 | 20.8 | 16.1 | 11.7 | 7.8 | 6.1 |
| NA | Giugliano in Campania | 6.9 | 9.5 | 14.1 | 18.1 | 21.9 | 23.8 | 23.7 | 20.9 | 16.1 | 11.7 | 7.8 | 6.1 |

RADIAZIONE GLOBALE AL SUOLO (MJ / m² giorno) **media 1994-1999**

| | gen | feb | mar | apr | mag | giu | lug | ago | set | ott | nov | dic |
|---------------------------|-----|-----|------|------|------|------|------|------|------|------|-----|-----|
| NA Gragnano | 7.0 | 9.6 | 14.1 | 18.1 | 21.9 | 23.9 | 23.8 | 20.9 | 16.2 | 11.8 | 7.9 | 6.1 |
| NA Grumo Nevano | 6.9 | 9.5 | 14.0 | 18.0 | 21.9 | 23.8 | 23.7 | 20.9 | 16.1 | 11.7 | 7.8 | 6.1 |
| NA Ischia | 7.1 | 9.8 | 14.4 | 18.3 | 22.1 | 24.0 | 23.9 | 21.1 | 16.4 | 11.9 | 8.0 | 6.2 |
| NA Marano di Napoli | 6.9 | 9.6 | 14.1 | 18.1 | 21.9 | 23.9 | 23.7 | 20.9 | 16.2 | 11.7 | 7.8 | 6.1 |
| NA Marigliano | 6.8 | 9.4 | 13.9 | 18.0 | 21.8 | 23.8 | 23.6 | 20.8 | 16.0 | 11.6 | 7.7 | 6.0 |
| NA Massa Lubrese | 7.1 | 9.8 | 14.2 | 18.2 | 22.1 | 23.9 | 23.9 | 21.0 | 16.3 | 11.9 | 8.0 | 6.2 |
| NA Melito di Napoli | 6.9 | 9.5 | 14.1 | 18.1 | 21.9 | 23.8 | 23.7 | 20.9 | 16.1 | 11.7 | 7.8 | 6.1 |
| NA Monte di Procida | 7.0 | 9.8 | 14.3 | 18.2 | 22.0 | 23.9 | 23.9 | 21.0 | 16.3 | 11.9 | 7.9 | 6.2 |
| NA Mugnano di Napoli | 6.9 | 9.6 | 14.1 | 18.1 | 21.9 | 23.8 | 23.7 | 20.9 | 16.1 | 11.7 | 7.8 | 6.1 |
| NA Napoli | 6.9 | 9.6 | 14.1 | 18.1 | 21.9 | 23.9 | 23.7 | 20.9 | 16.2 | 11.8 | 7.8 | 6.1 |
| NA Nola | 6.8 | 9.4 | 13.9 | 17.9 | 21.8 | 23.8 | 23.6 | 20.7 | 16.0 | 11.6 | 7.7 | 6.0 |
| NA Ottaviano | 6.8 | 9.5 | 14.0 | 18.0 | 21.8 | 23.8 | 23.7 | 20.8 | 16.1 | 11.7 | 7.8 | 6.1 |
| NA Palma Campania | 6.8 | 9.4 | 13.9 | 18.0 | 21.8 | 23.8 | 23.6 | 20.8 | 16.1 | 11.6 | 7.8 | 6.1 |
| NA Piano di Sorrento | 7.0 | 9.7 | 14.2 | 18.2 | 22.0 | 23.9 | 23.8 | 21.0 | 16.3 | 11.9 | 7.9 | 6.2 |
| NA Poggiomarino | 6.9 | 9.5 | 14.0 | 18.0 | 21.8 | 23.9 | 23.7 | 20.8 | 16.1 | 11.7 | 7.8 | 6.1 |
| NA Pollena Trocchia | 6.9 | 9.5 | 14.0 | 18.1 | 21.9 | 23.8 | 23.7 | 20.9 | 16.1 | 11.7 | 7.8 | 6.1 |
| NA Pomigliano d'Arco | 6.8 | 9.5 | 14.0 | 18.0 | 21.8 | 23.8 | 23.6 | 20.8 | 16.1 | 11.7 | 7.8 | 6.1 |
| NA Pompei | 6.9 | 9.6 | 14.1 | 18.1 | 21.9 | 23.9 | 23.7 | 20.9 | 16.1 | 11.8 | 7.8 | 6.1 |
| NA Portici | 6.9 | 9.6 | 14.1 | 18.1 | 21.9 | 23.9 | 23.7 | 20.9 | 16.2 | 11.8 | 7.8 | 6.1 |
| NA Pozzuoli | 7.0 | 9.7 | 14.2 | 18.2 | 22.0 | 23.9 | 23.8 | 21.0 | 16.3 | 11.8 | 7.9 | 6.2 |
| NA Procida | 7.1 | 9.8 | 14.3 | 18.3 | 22.1 | 23.9 | 23.9 | 21.1 | 16.3 | 11.9 | 7.9 | 6.2 |
| NA Qualiano | 6.9 | 9.6 | 14.1 | 18.1 | 21.9 | 23.9 | 23.7 | 20.9 | 16.2 | 11.7 | 7.8 | 6.1 |
| NA Quarto | 7.0 | 9.6 | 14.1 | 18.1 | 21.9 | 23.9 | 23.8 | 20.9 | 16.2 | 11.8 | 7.9 | 6.1 |
| NA San Giorgio a Cremano | 6.9 | 9.6 | 14.1 | 18.1 | 21.9 | 23.8 | 23.7 | 20.9 | 16.2 | 11.8 | 7.8 | 6.1 |
| NA San Giuseppe Vesuviano | 6.9 | 9.5 | 14.0 | 18.0 | 21.8 | 23.8 | 23.7 | 20.8 | 16.1 | 11.7 | 7.8 | 6.1 |
| NA Sant'Anastasia | 6.9 | 9.5 | 14.0 | 18.0 | 21.9 | 23.8 | 23.7 | 20.9 | 16.1 | 11.7 | 7.8 | 6.1 |
| NA Sant'Antimo | 6.9 | 9.5 | 14.0 | 18.0 | 21.9 | 23.8 | 23.7 | 20.8 | 16.1 | 11.7 | 7.8 | 6.1 |
| NA Sant'Antonio Abate | 6.9 | 9.5 | 14.1 | 18.1 | 21.9 | 23.9 | 23.7 | 20.9 | 16.1 | 11.7 | 7.8 | 6.1 |
| NA Santa Maria la Carità | 6.9 | 9.5 | 14.1 | 18.1 | 21.9 | 23.9 | 23.7 | 20.9 | 16.2 | 11.8 | 7.8 | 6.1 |
| NA Saviano | 6.8 | 9.4 | 13.9 | 18.0 | 21.8 | 23.8 | 23.6 | 20.7 | 16.0 | 11.6 | 7.7 | 6.0 |
| NA Somma Vesuviana | 6.9 | 9.5 | 14.0 | 18.0 | 21.8 | 23.8 | 23.7 | 20.8 | 16.1 | 11.7 | 7.8 | 6.1 |
| NA Sorrento | 7.0 | 9.7 | 14.2 | 18.2 | 22.0 | 23.9 | 23.9 | 21.0 | 16.3 | 11.9 | 7.9 | 6.2 |
| NA Terzigno | 6.9 | 9.5 | 14.0 | 18.0 | 21.8 | 23.8 | 23.7 | 20.8 | 16.1 | 11.7 | 7.8 | 6.1 |
| NA Torre Annunziata | 6.9 | 9.6 | 14.1 | 18.1 | 21.9 | 23.9 | 23.8 | 20.9 | 16.2 | 11.8 | 7.9 | 6.1 |
| NA Torre del Greco | 6.9 | 9.6 | 14.1 | 18.1 | 21.9 | 23.9 | 23.8 | 20.9 | 16.2 | 11.8 | 7.8 | 6.1 |
| NA Vico Equense | 7.0 | 9.7 | 14.2 | 18.2 | 22.0 | 23.9 | 23.8 | 20.9 | 16.2 | 11.9 | 7.9 | 6.2 |
| NA Villaricca | 6.9 | 9.6 | 14.1 | 18.1 | 21.9 | 23.8 | 23.7 | 20.9 | 16.1 | 11.7 | 7.8 | 6.1 |
| NA Volia | 6.9 | 9.5 | 14.0 | 18.1 | 21.9 | 23.8 | 23.7 | 20.9 | 16.1 | 11.7 | 7.8 | 6.1 |
| SA Agropoli | 7.0 | 9.6 | 14.2 | 18.1 | 21.9 | 23.9 | 23.7 | 20.9 | 16.2 | 11.9 | 8.0 | 6.2 |
| SA Albanella | 6.9 | 9.3 | 13.9 | 17.9 | 21.8 | 23.8 | 23.6 | 20.7 | 16.0 | 11.7 | 7.8 | 6.1 |
| SA Altavilla Silentina | 6.8 | 9.3 | 13.9 | 17.9 | 21.8 | 23.8 | 23.5 | 20.7 | 16.0 | 11.6 | 7.8 | 6.1 |
| SA Angri | 6.9 | 9.5 | 14.0 | 18.1 | 21.9 | 23.9 | 23.7 | 20.8 | 16.1 | 11.8 | 7.8 | 6.1 |
| SA Ascea | 7.1 | 9.6 | 14.2 | 18.1 | 21.9 | 24.0 | 23.7 | 20.9 | 16.2 | 11.9 | 8.1 | 6.3 |
| SA Baronissi | 6.8 | 9.3 | 13.9 | 18.0 | 21.8 | 23.8 | 23.6 | 20.7 | 16.0 | 11.6 | 7.8 | 6.1 |
| SA Battipaglia | 6.8 | 9.3 | 13.9 | 17.9 | 21.8 | 23.8 | 23.6 | 20.7 | 16.0 | 11.7 | 7.8 | 6.1 |
| SA Bellizzi | 6.8 | 9.3 | 13.9 | 18.0 | 21.8 | 23.8 | 23.6 | 20.7 | 16.0 | 11.7 | 7.8 | 6.1 |
| SA Buccino | 6.7 | 9.1 | 13.8 | 17.9 | 21.6 | 23.8 | 23.4 | 20.6 | 15.9 | 11.5 | 7.7 | 6.1 |
| SA Camerota | 7.1 | 9.6 | 14.2 | 18.1 | 21.9 | 24.0 | 23.7 | 20.9 | 16.2 | 11.9 | 8.1 | 6.3 |
| SA Campagna | 6.7 | 9.2 | 13.9 | 17.9 | 21.7 | 23.8 | 23.5 | 20.7 | 16.0 | 11.6 | 7.7 | 6.0 |
| SA Capaccio | 6.9 | 9.4 | 14.0 | 18.0 | 21.8 | 23.8 | 23.6 | 20.8 | 16.1 | 11.7 | 7.9 | 6.2 |

RADIAZIONE GLOBALE AL SUOLO (MJ / m² giorno) **media 1994-1999**

| | gen | feb | mar | apr | mag | giu | lug | ago | set | ott | nov | dic |
|-------------------------------|-----|-----|------|------|------|------|------|------|------|------|-----|-----|
| SA Castel San Giorgio | 6.8 | 9.4 | 13.9 | 18.0 | 21.8 | 23.8 | 23.6 | 20.8 | 16.0 | 11.7 | 7.8 | 6.1 |
| SA Castellabate | 7.1 | 9.7 | 14.2 | 18.1 | 22.0 | 23.9 | 23.8 | 20.9 | 16.3 | 12.0 | 8.0 | 6.3 |
| SA Cava de' Tirreni | 6.9 | 9.4 | 14.0 | 18.0 | 21.9 | 23.9 | 23.7 | 20.8 | 16.1 | 11.7 | 7.8 | 6.1 |
| SA Eboli | 6.8 | 9.3 | 13.9 | 17.9 | 21.8 | 23.8 | 23.5 | 20.7 | 16.0 | 11.6 | 7.8 | 6.1 |
| SA Fisciano | 6.8 | 9.3 | 13.9 | 17.9 | 21.8 | 23.8 | 23.6 | 20.7 | 16.0 | 11.6 | 7.7 | 6.1 |
| SA Giffoni Valle Piana | 6.7 | 9.3 | 13.9 | 17.9 | 21.8 | 23.8 | 23.5 | 20.7 | 16.0 | 11.6 | 7.7 | 6.1 |
| SA Mercato San Severino | 6.8 | 9.3 | 13.9 | 18.0 | 21.8 | 23.8 | 23.6 | 20.7 | 16.0 | 11.6 | 7.8 | 6.1 |
| SA Montecorvino Rovella | 6.7 | 9.3 | 13.9 | 17.9 | 21.7 | 23.8 | 23.5 | 20.7 | 16.0 | 11.6 | 7.7 | 6.1 |
| SA Montesano sulla Marcellana | 6.8 | 9.2 | 13.9 | 17.9 | 21.6 | 23.8 | 23.4 | 20.5 | 15.9 | 11.6 | 7.8 | 6.3 |
| SA Nocera Inferiore | 6.9 | 9.4 | 14.0 | 18.0 | 21.8 | 23.9 | 23.7 | 20.8 | 16.1 | 11.7 | 7.8 | 6.1 |
| SA Nocera Superiore | 6.9 | 9.4 | 14.0 | 18.0 | 21.8 | 23.8 | 23.6 | 20.8 | 16.1 | 11.7 | 7.8 | 6.1 |
| SA Padula | 6.8 | 9.2 | 13.9 | 17.9 | 21.6 | 23.8 | 23.4 | 20.5 | 15.9 | 11.6 | 7.8 | 6.2 |
| SA Pagani | 6.9 | 9.4 | 14.0 | 18.0 | 21.8 | 23.9 | 23.7 | 20.8 | 16.1 | 11.7 | 7.8 | 6.1 |
| SA Polla | 6.7 | 9.1 | 13.9 | 17.9 | 21.6 | 23.7 | 23.4 | 20.5 | 15.9 | 11.6 | 7.7 | 6.1 |
| SA Pontecagnano Faiano | 6.9 | 9.4 | 14.0 | 18.0 | 21.8 | 23.8 | 23.6 | 20.8 | 16.0 | 11.7 | 7.8 | 6.1 |
| SA Roccadaspide | 6.9 | 9.3 | 14.0 | 17.9 | 21.8 | 23.8 | 23.6 | 20.7 | 16.0 | 11.7 | 7.8 | 6.1 |
| SA Sala Consilina | 6.8 | 9.2 | 13.9 | 17.9 | 21.6 | 23.8 | 23.4 | 20.5 | 15.9 | 11.6 | 7.8 | 6.2 |
| SA Salerno | 6.9 | 9.4 | 14.0 | 18.0 | 21.8 | 23.8 | 23.6 | 20.8 | 16.1 | 11.7 | 7.8 | 6.1 |
| SA Sapri | 6.9 | 9.4 | 14.1 | 17.9 | 21.7 | 23.9 | 23.5 | 20.7 | 16.1 | 11.7 | 8.0 | 6.3 |
| SA Sarno | 6.8 | 9.4 | 13.9 | 18.0 | 21.8 | 23.8 | 23.6 | 20.8 | 16.1 | 11.7 | 7.8 | 6.1 |
| SA Scafati | 6.9 | 9.5 | 14.0 | 18.1 | 21.9 | 23.9 | 23.7 | 20.8 | 16.1 | 11.7 | 7.8 | 6.1 |
| SA Vallo della Lucania | 7.0 | 9.5 | 14.1 | 18.0 | 21.8 | 23.8 | 23.6 | 20.8 | 16.1 | 11.8 | 8.0 | 6.2 |

PUGLIA

| | | | | | | | | | | | | |
|--------------------------|-----|-----|------|------|------|------|------|------|------|------|-----|-----|
| BA Acquaviva delle Fonti | 6.8 | 9.4 | 14.3 | 18.3 | 21.9 | 24.0 | 23.8 | 20.8 | 16.3 | 11.7 | 7.5 | 6.2 |
| BA Adelfia | 6.7 | 9.4 | 14.3 | 18.3 | 21.9 | 24.1 | 23.9 | 20.8 | 16.3 | 11.7 | 7.5 | 6.2 |
| BA Alberobello | 6.8 | 9.5 | 14.4 | 18.3 | 22.0 | 24.2 | 24.0 | 20.9 | 16.4 | 11.8 | 7.6 | 6.2 |
| BA Altamura | 6.8 | 9.4 | 14.2 | 18.2 | 21.9 | 23.9 | 23.7 | 20.7 | 16.2 | 11.7 | 7.6 | 6.3 |
| BA Andria | 6.6 | 9.3 | 14.1 | 18.3 | 21.9 | 24.0 | 23.7 | 20.8 | 16.2 | 11.6 | 7.5 | 6.1 |
| BA Bari | 6.7 | 9.3 | 14.3 | 18.3 | 21.9 | 24.1 | 23.9 | 20.9 | 16.3 | 11.7 | 7.5 | 6.1 |
| BA Barletta | 6.6 | 9.3 | 14.1 | 18.3 | 21.9 | 24.1 | 23.7 | 20.8 | 16.1 | 11.6 | 7.5 | 6.0 |
| BA Bisceglie | 6.6 | 9.3 | 14.2 | 18.3 | 21.9 | 24.1 | 23.8 | 20.8 | 16.2 | 11.6 | 7.5 | 6.1 |
| BA Bitonto | 6.7 | 9.3 | 14.2 | 18.3 | 21.9 | 24.1 | 23.9 | 20.8 | 16.3 | 11.7 | 7.5 | 6.2 |
| BA Canosa di Puglia | 6.6 | 9.2 | 14.1 | 18.3 | 21.9 | 23.9 | 23.6 | 20.7 | 16.1 | 11.5 | 7.5 | 6.1 |
| BA Capurso | 6.7 | 9.4 | 14.3 | 18.3 | 21.9 | 24.1 | 23.9 | 20.9 | 16.3 | 11.7 | 7.5 | 6.2 |
| BA Casamassima | 6.7 | 9.4 | 14.3 | 18.3 | 21.9 | 24.1 | 23.9 | 20.8 | 16.3 | 11.7 | 7.5 | 6.2 |
| BA Cassano delle Murge | 6.8 | 9.4 | 14.2 | 18.3 | 21.9 | 24.0 | 23.8 | 20.8 | 16.3 | 11.7 | 7.6 | 6.2 |
| BA Castellana Grotte | 6.8 | 9.4 | 14.4 | 18.3 | 21.9 | 24.2 | 24.0 | 20.9 | 16.4 | 11.8 | 7.5 | 6.2 |
| BA Conversano | 6.7 | 9.4 | 14.4 | 18.3 | 21.9 | 24.2 | 24.0 | 20.9 | 16.4 | 11.7 | 7.5 | 6.1 |
| BA Corato | 6.7 | 9.3 | 14.1 | 18.3 | 21.9 | 24.0 | 23.7 | 20.8 | 16.2 | 11.6 | 7.5 | 6.1 |
| BA Gioia del Colle | 6.8 | 9.5 | 14.3 | 18.3 | 21.9 | 24.1 | 23.9 | 20.8 | 16.3 | 11.8 | 7.6 | 6.3 |
| BA Giovinazzo | 6.6 | 9.3 | 14.2 | 18.3 | 21.9 | 24.1 | 23.9 | 20.8 | 16.3 | 11.6 | 7.5 | 6.1 |
| BA Gravina in Puglia | 6.8 | 9.3 | 14.1 | 18.2 | 21.8 | 23.9 | 23.6 | 20.7 | 16.1 | 11.6 | 7.6 | 6.3 |
| BA Grumo Appula | 6.7 | 9.4 | 14.2 | 18.3 | 21.9 | 24.0 | 23.8 | 20.8 | 16.3 | 11.7 | 7.5 | 6.2 |
| BA Locorotondo | 6.8 | 9.5 | 14.4 | 18.3 | 21.9 | 24.2 | 24.0 | 20.9 | 16.4 | 11.8 | 7.6 | 6.2 |
| BA Minervino Murge | 6.7 | 9.2 | 14.1 | 18.2 | 21.8 | 23.9 | 23.6 | 20.6 | 16.1 | 11.5 | 7.5 | 6.1 |
| BA Modugno | 6.7 | 9.3 | 14.3 | 18.3 | 21.9 | 24.1 | 23.9 | 20.8 | 16.3 | 11.7 | 7.5 | 6.1 |
| BA Mola di Bari | 6.7 | 9.3 | 14.3 | 18.3 | 21.9 | 24.2 | 24.0 | 20.9 | 16.4 | 11.7 | 7.5 | 6.1 |
| BA Molfetta | 6.6 | 9.3 | 14.2 | 18.3 | 21.9 | 24.1 | 23.8 | 20.8 | 16.2 | 11.6 | 7.5 | 6.1 |

RADIAZIONE GLOBALE AL SUOLO (MJ / m² giorno) **media 1994-1999**

| | | gen | feb | mar | apr | mag | giu | lug | ago | set | ott | nov | dic |
|----|--------------------------|-----|-----|------|------|------|------|------|------|------|------|-----|-----|
| BA | Monopoli | 6.7 | 9.4 | 14.4 | 18.3 | 22.0 | 24.2 | 24.0 | 20.9 | 16.4 | 11.8 | 7.5 | 6.1 |
| BA | Noci | 6.8 | 9.4 | 14.4 | 18.3 | 21.9 | 24.1 | 23.9 | 20.9 | 16.4 | 11.8 | 7.6 | 6.2 |
| BA | Noicattaro | 6.7 | 9.4 | 14.3 | 18.3 | 21.9 | 24.2 | 23.9 | 20.9 | 16.4 | 11.7 | 7.5 | 6.1 |
| BA | Palo del Colle | 6.7 | 9.3 | 14.2 | 18.3 | 21.9 | 24.1 | 23.8 | 20.8 | 16.3 | 11.6 | 7.5 | 6.2 |
| BA | Polignano a Mare | 6.7 | 9.4 | 14.4 | 18.3 | 22.0 | 24.2 | 24.0 | 20.9 | 16.4 | 11.7 | 7.5 | 6.1 |
| BA | Putignano | 6.8 | 9.4 | 14.4 | 18.3 | 21.9 | 24.2 | 23.9 | 20.9 | 16.4 | 11.8 | 7.6 | 6.2 |
| BA | Rutigliano | 6.7 | 9.4 | 14.3 | 18.3 | 21.9 | 24.2 | 23.9 | 20.9 | 16.4 | 11.7 | 7.5 | 6.1 |
| BA | Ruvo di Puglia | 6.7 | 9.3 | 14.2 | 18.3 | 21.9 | 24.0 | 23.8 | 20.8 | 16.2 | 11.6 | 7.5 | 6.2 |
| BA | Sammichele di Bari | 6.8 | 9.4 | 14.3 | 18.3 | 21.9 | 24.1 | 23.9 | 20.8 | 16.3 | 11.7 | 7.6 | 6.2 |
| BA | Sannicandro di Bari | 6.7 | 9.4 | 14.3 | 18.3 | 21.9 | 24.1 | 23.9 | 20.8 | 16.3 | 11.7 | 7.5 | 6.2 |
| BA | Santeramo in Colle | 6.8 | 9.4 | 14.2 | 18.3 | 21.9 | 24.0 | 23.8 | 20.8 | 16.3 | 11.7 | 7.6 | 6.3 |
| BA | Spinazzola | 6.7 | 9.2 | 14.1 | 18.2 | 21.8 | 23.8 | 23.5 | 20.6 | 16.0 | 11.5 | 7.5 | 6.2 |
| BA | Terlizzi | 6.7 | 9.3 | 14.2 | 18.3 | 21.9 | 24.0 | 23.8 | 20.8 | 16.2 | 11.6 | 7.5 | 6.2 |
| BA | Toritto | 6.7 | 9.3 | 14.2 | 18.3 | 21.9 | 24.0 | 23.8 | 20.8 | 16.3 | 11.7 | 7.5 | 6.2 |
| BA | Trani | 6.6 | 9.3 | 14.2 | 18.3 | 21.9 | 24.1 | 23.8 | 20.8 | 16.2 | 11.6 | 7.5 | 6.1 |
| BA | Triggiano | 6.7 | 9.3 | 14.3 | 18.3 | 21.9 | 24.2 | 23.9 | 20.9 | 16.4 | 11.7 | 7.5 | 6.1 |
| BA | Turi | 6.7 | 9.4 | 14.3 | 18.3 | 21.9 | 24.1 | 23.9 | 20.8 | 16.3 | 11.7 | 7.5 | 6.2 |
| BA | Valenzano | 6.7 | 9.4 | 14.3 | 18.3 | 21.9 | 24.1 | 23.9 | 20.8 | 16.3 | 11.7 | 7.5 | 6.2 |
| | | | | | | | | | | | | | |
| BR | Brindisi | 6.9 | 9.6 | 14.5 | 18.4 | 22.0 | 24.3 | 24.1 | 20.9 | 16.5 | 12.0 | 7.7 | 6.1 |
| BR | Carovigno | 6.8 | 9.5 | 14.5 | 18.4 | 22.0 | 24.3 | 24.1 | 20.9 | 16.5 | 11.9 | 7.6 | 6.2 |
| BR | Ceglie Messapica | 6.9 | 9.5 | 14.5 | 18.4 | 22.0 | 24.2 | 24.1 | 20.9 | 16.5 | 11.9 | 7.6 | 6.2 |
| BR | Cisternino | 6.8 | 9.5 | 14.4 | 18.3 | 22.0 | 24.2 | 24.0 | 20.9 | 16.5 | 11.8 | 7.6 | 6.2 |
| BR | Fasano | 6.8 | 9.4 | 14.4 | 18.3 | 22.0 | 24.2 | 24.0 | 20.9 | 16.4 | 11.8 | 7.6 | 6.2 |
| BR | Francavilla Fontana | 6.9 | 9.6 | 14.5 | 18.4 | 22.0 | 24.3 | 24.1 | 20.9 | 16.5 | 11.9 | 7.7 | 6.2 |
| BR | Latiano | 6.9 | 9.6 | 14.5 | 18.4 | 22.0 | 24.3 | 24.1 | 20.9 | 16.5 | 11.9 | 7.7 | 6.2 |
| BR | Mesagne | 6.9 | 9.6 | 14.5 | 18.4 | 22.0 | 24.3 | 24.1 | 20.9 | 16.5 | 12.0 | 7.7 | 6.2 |
| BR | Oria | 6.9 | 9.6 | 14.5 | 18.4 | 22.0 | 24.3 | 24.1 | 20.9 | 16.5 | 11.9 | 7.7 | 6.2 |
| BR | Ostuni | 6.8 | 9.5 | 14.5 | 18.4 | 22.0 | 24.3 | 24.1 | 20.9 | 16.5 | 11.9 | 7.6 | 6.1 |
| BR | San Michele Salentino | 6.9 | 9.6 | 14.5 | 18.4 | 22.0 | 24.3 | 24.1 | 20.9 | 16.5 | 11.9 | 7.7 | 6.2 |
| BR | San Pancrazio Salentino | 7.0 | 9.7 | 14.5 | 18.5 | 22.0 | 24.3 | 24.1 | 21.0 | 16.6 | 12.0 | 7.8 | 6.3 |
| BR | San Pietro Vernotico | 7.0 | 9.7 | 14.5 | 18.5 | 22.0 | 24.3 | 24.1 | 21.0 | 16.6 | 12.0 | 7.8 | 6.2 |
| BR | San Vito dei Normanni | 6.9 | 9.6 | 14.5 | 18.4 | 22.0 | 24.3 | 24.1 | 20.9 | 16.5 | 11.9 | 7.6 | 6.2 |
| BR | Torre Santa Susanna | 7.0 | 9.6 | 14.5 | 18.5 | 22.0 | 24.3 | 24.1 | 21.0 | 16.5 | 12.0 | 7.8 | 6.2 |
| BR | Villa Castelli | 6.9 | 9.6 | 14.5 | 18.4 | 22.0 | 24.2 | 24.0 | 20.9 | 16.5 | 11.9 | 7.7 | 6.2 |
| | | | | | | | | | | | | | |
| FG | Apricena | 6.4 | 9.1 | 14.0 | 18.3 | 21.9 | 23.9 | 23.7 | 20.6 | 16.0 | 11.3 | 7.2 | 5.7 |
| FG | Ascoli Satriano | 6.6 | 9.1 | 13.9 | 18.1 | 21.8 | 23.8 | 23.5 | 20.6 | 16.0 | 11.4 | 7.4 | 6.0 |
| FG | Cagnano Varano | 6.4 | 9.1 | 14.1 | 18.3 | 21.9 | 24.0 | 23.8 | 20.7 | 16.1 | 11.4 | 7.2 | 5.7 |
| FG | Carapelle | 6.6 | 9.1 | 14.0 | 18.2 | 21.9 | 23.9 | 23.6 | 20.6 | 16.0 | 11.4 | 7.4 | 5.9 |
| FG | Cerignola | 6.6 | 9.2 | 14.1 | 18.2 | 21.8 | 23.9 | 23.6 | 20.7 | 16.0 | 11.5 | 7.4 | 6.0 |
| FG | Foggia | 6.5 | 9.1 | 14.0 | 18.2 | 21.9 | 23.9 | 23.6 | 20.6 | 16.0 | 11.4 | 7.3 | 5.8 |
| FG | Lesina | 6.4 | 9.0 | 14.0 | 18.3 | 21.9 | 24.0 | 23.7 | 20.6 | 16.0 | 11.3 | 7.2 | 5.6 |
| FG | Lucera | 6.5 | 9.1 | 13.9 | 18.2 | 21.9 | 23.8 | 23.6 | 20.6 | 16.0 | 11.3 | 7.3 | 5.8 |
| FG | Manfredonia | 6.5 | 9.2 | 14.1 | 18.3 | 21.9 | 24.0 | 23.8 | 20.7 | 16.1 | 11.5 | 7.3 | 5.8 |
| FG | Margherita di Savoia | 6.6 | 9.2 | 14.1 | 18.3 | 21.9 | 24.0 | 23.7 | 20.7 | 16.1 | 11.5 | 7.4 | 6.0 |
| FG | Mattinata | 6.5 | 9.2 | 14.1 | 18.3 | 21.9 | 24.1 | 23.8 | 20.8 | 16.1 | 11.5 | 7.3 | 5.8 |
| FG | Monte Sant'Angelo | 6.5 | 9.2 | 14.1 | 18.3 | 21.9 | 24.1 | 23.8 | 20.7 | 16.1 | 11.5 | 7.3 | 5.8 |
| FG | Orta Nova | 6.6 | 9.1 | 14.0 | 18.2 | 21.9 | 23.9 | 23.6 | 20.6 | 16.0 | 11.4 | 7.4 | 5.9 |
| FG | San Ferdinando di Puglia | 6.6 | 9.2 | 14.1 | 18.3 | 21.9 | 24.0 | 23.7 | 20.7 | 16.1 | 11.5 | 7.4 | 6.0 |
| FG | San Giovanni Rotondo | 6.5 | 9.1 | 14.0 | 18.3 | 21.9 | 24.0 | 23.8 | 20.7 | 16.1 | 11.4 | 7.3 | 5.7 |

RADIAZIONE GLOBALE AL SUOLO (MJ / m² giorno) **media 1994-1999**

| | | gen | feb | mar | apr | mag | giu | lug | ago | set | ott | nov | dic |
|----|-----------------------|-----|------|------|------|------|------|------|------|------|------|-----|-----|
| FG | San Marco in Lamis | 6.5 | 9.1 | 14.0 | 18.3 | 21.9 | 24.0 | 23.7 | 20.7 | 16.0 | 11.4 | 7.3 | 5.7 |
| FG | San Severo | 6.4 | 9.1 | 14.0 | 18.3 | 21.9 | 23.9 | 23.6 | 20.6 | 16.0 | 11.4 | 7.2 | 5.7 |
| FG | Sannicandro Garganico | 6.4 | 9.1 | 14.1 | 18.4 | 21.9 | 24.0 | 23.8 | 20.7 | 16.0 | 11.4 | 7.2 | 5.7 |
| FG | Serracapriola | 6.4 | 9.0 | 14.0 | 18.3 | 21.9 | 23.9 | 23.6 | 20.6 | 16.0 | 11.3 | 7.2 | 5.7 |
| FG | Stornarella | 6.6 | 9.1 | 14.0 | 18.2 | 21.9 | 23.8 | 23.6 | 20.6 | 16.0 | 11.4 | 7.4 | 6.0 |
| FG | Torremaggiore | 6.4 | 9.0 | 14.0 | 18.3 | 21.9 | 23.9 | 23.6 | 20.6 | 16.0 | 11.3 | 7.2 | 5.7 |
| FG | Trinitapoli | 6.6 | 9.2 | 14.1 | 18.3 | 21.9 | 24.0 | 23.7 | 20.7 | 16.1 | 11.5 | 7.4 | 6.0 |
| FG | Troia | 6.5 | 9.1 | 13.9 | 18.2 | 21.8 | 23.8 | 23.5 | 20.6 | 15.9 | 11.4 | 7.4 | 5.9 |
| FG | Vico del Gargano | 6.5 | 9.1 | 14.1 | 18.4 | 22.0 | 24.2 | 23.9 | 20.7 | 16.1 | 11.5 | 7.2 | 5.7 |
| FG | Vieste | 6.5 | 9.2 | 14.2 | 18.4 | 22.0 | 24.2 | 23.9 | 20.8 | 16.1 | 11.5 | 7.2 | 5.7 |
| LE | Andrano | 7.2 | 10.0 | 14.7 | 18.7 | 22.2 | 24.4 | 24.2 | 21.1 | 16.7 | 12.3 | 8.1 | 6.4 |
| LE | Campi Salentina | 7.0 | 9.7 | 14.6 | 18.5 | 22.0 | 24.3 | 24.1 | 21.0 | 16.6 | 12.1 | 7.8 | 6.2 |
| LE | Carmiano | 7.0 | 9.7 | 14.6 | 18.5 | 22.1 | 24.3 | 24.2 | 21.0 | 16.6 | 12.1 | 7.9 | 6.2 |
| LE | Casarano | 7.2 | 10.0 | 14.7 | 18.6 | 22.1 | 24.4 | 24.2 | 21.0 | 16.7 | 12.2 | 8.0 | 6.4 |
| LE | Copertino | 7.0 | 9.8 | 14.6 | 18.5 | 22.1 | 24.3 | 24.2 | 21.0 | 16.6 | 12.1 | 7.9 | 6.3 |
| LE | Gagliano del Capo | 7.3 | 10.1 | 14.8 | 18.7 | 22.2 | 24.4 | 24.3 | 21.1 | 16.8 | 12.4 | 8.2 | 6.4 |
| LE | Galatina | 7.1 | 9.9 | 14.6 | 18.6 | 22.1 | 24.4 | 24.2 | 21.0 | 16.7 | 12.2 | 8.0 | 6.3 |
| LE | Galatone | 7.1 | 9.9 | 14.6 | 18.6 | 22.1 | 24.3 | 24.2 | 21.0 | 16.6 | 12.2 | 7.9 | 6.3 |
| LE | Gallipoli | 7.2 | 9.9 | 14.7 | 18.6 | 22.1 | 24.4 | 24.2 | 21.0 | 16.7 | 12.2 | 8.0 | 6.4 |
| LE | Lecce | 7.0 | 9.7 | 14.6 | 18.5 | 22.1 | 24.3 | 24.2 | 21.0 | 16.6 | 12.1 | 7.8 | 6.2 |
| LE | Lequile | 7.0 | 9.8 | 14.6 | 18.5 | 22.1 | 24.3 | 24.2 | 21.0 | 16.6 | 12.1 | 7.9 | 6.2 |
| LE | Leverano | 7.0 | 9.8 | 14.6 | 18.5 | 22.1 | 24.3 | 24.2 | 21.0 | 16.6 | 12.1 | 7.9 | 6.3 |
| LE | Maglie | 7.1 | 9.9 | 14.7 | 18.6 | 22.1 | 24.4 | 24.2 | 21.0 | 16.7 | 12.2 | 8.0 | 6.3 |
| LE | Matino | 7.2 | 9.9 | 14.7 | 18.6 | 22.1 | 24.4 | 24.2 | 21.0 | 16.7 | 12.2 | 8.0 | 6.4 |
| LE | Melendugno | 7.1 | 9.8 | 14.6 | 18.6 | 22.1 | 24.3 | 24.2 | 21.0 | 16.6 | 12.2 | 8.0 | 6.2 |
| LE | Monteroni di Lecce | 7.0 | 9.8 | 14.6 | 18.5 | 22.1 | 24.3 | 24.2 | 21.0 | 16.6 | 12.1 | 7.9 | 6.2 |
| LE | Nardò | 7.1 | 9.8 | 14.6 | 18.6 | 22.1 | 24.3 | 24.2 | 21.0 | 16.6 | 12.1 | 7.9 | 6.3 |
| LE | Otranto | 7.1 | 9.9 | 14.7 | 18.6 | 22.1 | 24.3 | 24.2 | 21.0 | 16.7 | 12.2 | 8.0 | 6.3 |
| LE | Parabita | 7.2 | 9.9 | 14.7 | 18.6 | 22.1 | 24.4 | 24.2 | 21.0 | 16.7 | 12.2 | 8.0 | 6.4 |
| LE | Poggiardo | 7.1 | 10.0 | 14.7 | 18.6 | 22.1 | 24.3 | 24.2 | 21.0 | 16.7 | 12.3 | 8.1 | 6.3 |
| LE | Presicce | 7.2 | 10.0 | 14.8 | 18.7 | 22.2 | 24.4 | 24.2 | 21.1 | 16.8 | 12.3 | 8.1 | 6.4 |
| LE | Ruffano | 7.2 | 10.0 | 14.7 | 18.7 | 22.2 | 24.4 | 24.2 | 21.1 | 16.7 | 12.3 | 8.1 | 6.4 |
| LE | Sannicola | 7.1 | 9.9 | 14.7 | 18.6 | 22.1 | 24.3 | 24.2 | 21.0 | 16.7 | 12.2 | 8.0 | 6.3 |
| LE | Scorrano | 7.1 | 9.9 | 14.7 | 18.6 | 22.1 | 24.4 | 24.2 | 21.0 | 16.7 | 12.2 | 8.0 | 6.3 |
| LE | Squinzano | 7.0 | 9.7 | 14.6 | 18.5 | 22.0 | 24.3 | 24.2 | 21.0 | 16.6 | 12.0 | 7.8 | 6.2 |
| LE | Surbo | 7.0 | 9.7 | 14.6 | 18.5 | 22.1 | 24.3 | 24.2 | 21.0 | 16.6 | 12.1 | 7.8 | 6.2 |
| LE | Taurisano | 7.2 | 10.0 | 14.7 | 18.7 | 22.2 | 24.4 | 24.2 | 21.1 | 16.7 | 12.3 | 8.1 | 6.4 |
| LE | Taviano | 7.2 | 10.0 | 14.7 | 18.7 | 22.2 | 24.4 | 24.2 | 21.1 | 16.7 | 12.3 | 8.1 | 6.4 |
| LE | Trepuzzi | 7.0 | 9.7 | 14.6 | 18.5 | 22.0 | 24.3 | 24.2 | 21.0 | 16.6 | 12.1 | 7.8 | 6.2 |
| LE | Tricase | 7.2 | 10.0 | 14.8 | 18.7 | 22.2 | 24.4 | 24.3 | 21.1 | 16.8 | 12.3 | 8.1 | 6.4 |
| LE | Ugento | 7.2 | 10.0 | 14.8 | 18.7 | 22.2 | 24.4 | 24.2 | 21.1 | 16.8 | 12.3 | 8.1 | 6.4 |
| LE | Veglie | 7.0 | 9.7 | 14.6 | 18.5 | 22.1 | 24.3 | 24.2 | 21.0 | 16.6 | 12.1 | 7.9 | 6.2 |
| TA | Avetrana | 7.0 | 9.7 | 14.6 | 18.5 | 22.0 | 24.3 | 24.1 | 21.0 | 16.6 | 12.0 | 7.8 | 6.3 |
| TA | Castellaneta | 6.9 | 9.5 | 14.4 | 18.3 | 21.9 | 24.0 | 23.8 | 20.8 | 16.4 | 11.8 | 7.7 | 6.3 |
| TA | Crispiano | 6.9 | 9.6 | 14.4 | 18.3 | 21.9 | 24.1 | 24.0 | 20.9 | 16.5 | 11.9 | 7.7 | 6.3 |
| TA | Ginosa | 6.9 | 9.5 | 14.3 | 18.3 | 21.9 | 23.9 | 23.7 | 20.8 | 16.3 | 11.8 | 7.7 | 6.4 |
| TA | Grottaglie | 7.0 | 9.6 | 14.4 | 18.4 | 22.0 | 24.2 | 24.0 | 20.9 | 16.5 | 11.9 | 7.7 | 6.3 |
| TA | Laterza | 6.9 | 9.5 | 14.3 | 18.3 | 21.9 | 24.0 | 23.7 | 20.8 | 16.3 | 11.8 | 7.7 | 6.3 |
| TA | Lizzano | 7.1 | 9.7 | 14.5 | 18.5 | 22.0 | 24.2 | 24.0 | 20.9 | 16.5 | 12.0 | 7.8 | 6.3 |

RADIAZIONE GLOBALE AL SUOLO (MJ / m² giorno) **media 1994-1999**

| | | gen | feb | mar | apr | mag | giu | lug | ago | set | ott | nov | dic |
|----|-----------------------------|-----|-----|------|------|------|------|------|------|------|------|-----|-----|
| TA | Manduria | 7.0 | 9.7 | 14.5 | 18.5 | 22.0 | 24.3 | 24.1 | 21.0 | 16.5 | 12.0 | 7.8 | 6.3 |
| TA | Martina Franca | 6.8 | 9.5 | 14.4 | 18.3 | 22.0 | 24.2 | 24.0 | 20.9 | 16.4 | 11.8 | 7.6 | 6.2 |
| TA | Maruggio | 7.1 | 9.7 | 14.5 | 18.5 | 22.1 | 24.3 | 24.1 | 21.0 | 16.6 | 12.0 | 7.9 | 6.4 |
| TA | Massafra | 6.9 | 9.5 | 14.4 | 18.3 | 21.9 | 24.1 | 23.9 | 20.9 | 16.4 | 11.9 | 7.7 | 6.3 |
| TA | Mottola | 6.9 | 9.5 | 14.4 | 18.3 | 21.9 | 24.1 | 23.9 | 20.8 | 16.4 | 11.8 | 7.7 | 6.3 |
| TA | Palagianò | 6.9 | 9.5 | 14.4 | 18.3 | 21.9 | 24.1 | 23.9 | 20.8 | 16.4 | 11.8 | 7.7 | 6.3 |
| TA | Pulsano | 7.1 | 9.7 | 14.5 | 18.4 | 22.0 | 24.2 | 24.0 | 20.9 | 16.5 | 12.0 | 7.8 | 6.4 |
| TA | San Giorgio Jonico | 7.0 | 9.7 | 14.5 | 18.4 | 22.0 | 24.2 | 24.0 | 20.9 | 16.5 | 11.9 | 7.7 | 6.3 |
| TA | San Marzano di San Giuseppe | 7.0 | 9.7 | 14.5 | 18.4 | 22.0 | 24.2 | 24.0 | 20.9 | 16.5 | 12.0 | 7.8 | 6.3 |
| TA | Sava | 7.0 | 9.7 | 14.5 | 18.5 | 22.0 | 24.2 | 24.1 | 20.9 | 16.5 | 12.0 | 7.8 | 6.3 |
| TA | Taranto | 7.0 | 9.6 | 14.5 | 18.4 | 22.0 | 24.1 | 24.0 | 20.9 | 16.5 | 11.9 | 7.7 | 6.4 |

BASILICATA

| | | | | | | | | | | | | | |
|----|----------------------|-----|-----|------|------|------|------|------|------|------|------|-----|-----|
| MT | Bernalda | 7.0 | 9.5 | 14.3 | 18.3 | 21.9 | 23.9 | 23.6 | 20.8 | 16.3 | 11.9 | 7.8 | 6.5 |
| MT | Ferrandina | 6.9 | 9.4 | 14.2 | 18.2 | 21.8 | 23.8 | 23.5 | 20.7 | 16.2 | 11.8 | 7.7 | 6.4 |
| MT | Grassano | 6.8 | 9.3 | 14.1 | 18.2 | 21.8 | 23.8 | 23.4 | 20.6 | 16.1 | 11.7 | 7.7 | 6.3 |
| MT | Irsina | 6.8 | 9.3 | 14.1 | 18.2 | 21.8 | 23.8 | 23.5 | 20.6 | 16.1 | 11.6 | 7.6 | 6.3 |
| MT | Matera | 6.9 | 9.4 | 14.2 | 18.3 | 21.9 | 23.9 | 23.6 | 20.7 | 16.2 | 11.7 | 7.7 | 6.3 |
| MT | Montalbano Jonico | 7.0 | 9.5 | 14.3 | 18.2 | 21.9 | 23.9 | 23.6 | 20.7 | 16.3 | 11.9 | 7.9 | 6.5 |
| MT | Montescaglioso | 6.9 | 9.5 | 14.3 | 18.3 | 21.9 | 23.9 | 23.7 | 20.7 | 16.3 | 11.8 | 7.7 | 6.4 |
| MT | Nova Siri | 7.1 | 9.6 | 14.4 | 18.3 | 21.9 | 23.9 | 23.6 | 20.7 | 16.3 | 11.9 | 7.9 | 6.5 |
| MT | Pisticci | 7.0 | 9.5 | 14.3 | 18.2 | 21.9 | 23.9 | 23.6 | 20.7 | 16.2 | 11.8 | 7.8 | 6.5 |
| MT | Policoro | 7.1 | 9.6 | 14.4 | 18.3 | 21.9 | 23.9 | 23.7 | 20.8 | 16.4 | 12.0 | 7.9 | 6.5 |
| MT | Pomarico | 6.9 | 9.4 | 14.2 | 18.2 | 21.8 | 23.8 | 23.6 | 20.7 | 16.2 | 11.8 | 7.8 | 6.4 |
| MT | Stigliano | 6.8 | 9.4 | 14.1 | 18.1 | 21.7 | 23.8 | 23.4 | 20.5 | 16.1 | 11.7 | 7.8 | 6.4 |
| MT | Tricarico | 6.8 | 9.3 | 14.0 | 18.1 | 21.7 | 23.8 | 23.4 | 20.5 | 16.0 | 11.6 | 7.7 | 6.3 |
| MT | Tursi | 7.0 | 9.5 | 14.3 | 18.2 | 21.8 | 23.9 | 23.5 | 20.6 | 16.2 | 11.9 | 7.9 | 6.5 |
| PZ | Avigliano | 6.7 | 9.1 | 13.9 | 18.0 | 21.7 | 23.7 | 23.4 | 20.5 | 15.9 | 11.5 | 7.6 | 6.1 |
| PZ | Genzano di Lucania | 6.7 | 9.2 | 14.0 | 18.1 | 21.8 | 23.8 | 23.4 | 20.6 | 16.0 | 11.6 | 7.6 | 6.2 |
| PZ | Latronico | 6.9 | 9.3 | 14.1 | 18.0 | 21.7 | 23.8 | 23.4 | 20.5 | 16.1 | 11.8 | 7.9 | 6.4 |
| PZ | Lauria | 6.9 | 9.4 | 14.1 | 18.0 | 21.7 | 23.9 | 23.4 | 20.6 | 16.1 | 11.8 | 7.9 | 6.3 |
| PZ | Lavello | 6.6 | 9.1 | 14.0 | 18.2 | 21.8 | 23.8 | 23.5 | 20.6 | 16.0 | 11.5 | 7.5 | 6.1 |
| PZ | Maratea | 6.9 | 9.4 | 14.1 | 18.0 | 21.8 | 23.9 | 23.5 | 20.7 | 16.1 | 11.8 | 8.0 | 6.3 |
| PZ | Marsico Nuovo | 6.7 | 9.2 | 13.9 | 17.9 | 21.6 | 23.7 | 23.3 | 20.5 | 15.9 | 11.6 | 7.8 | 6.2 |
| PZ | Melfi | 6.6 | 9.1 | 13.9 | 18.1 | 21.8 | 23.8 | 23.4 | 20.6 | 15.9 | 11.5 | 7.5 | 6.1 |
| PZ | Moliterno | 6.8 | 9.3 | 14.0 | 17.9 | 21.6 | 23.8 | 23.4 | 20.5 | 16.0 | 11.6 | 7.8 | 6.3 |
| PZ | Muro Lucano | 6.6 | 9.1 | 13.8 | 17.9 | 21.7 | 23.7 | 23.4 | 20.5 | 15.9 | 11.5 | 7.6 | 6.1 |
| PZ | Palazzo San Gervasio | 6.7 | 9.2 | 14.0 | 18.1 | 21.8 | 23.8 | 23.5 | 20.6 | 16.0 | 11.5 | 7.6 | 6.2 |
| PZ | Picerno | 6.7 | 9.1 | 13.9 | 17.9 | 21.7 | 23.7 | 23.3 | 20.5 | 15.9 | 11.5 | 7.7 | 6.1 |
| PZ | Potenza | 6.7 | 9.1 | 13.9 | 17.9 | 21.7 | 23.7 | 23.3 | 20.5 | 15.9 | 11.5 | 7.7 | 6.2 |
| PZ | Rionero in Vulture | 6.6 | 9.1 | 13.9 | 18.1 | 21.7 | 23.8 | 23.4 | 20.5 | 15.9 | 11.5 | 7.5 | 6.1 |
| PZ | Sant'Arcangelo | 6.9 | 9.4 | 14.2 | 18.1 | 21.8 | 23.8 | 23.4 | 20.5 | 16.1 | 11.8 | 7.8 | 6.4 |
| PZ | Senise | 6.9 | 9.4 | 14.2 | 18.1 | 21.8 | 23.8 | 23.4 | 20.6 | 16.1 | 11.8 | 7.9 | 6.4 |
| PZ | Tito | 6.7 | 9.1 | 13.9 | 17.9 | 21.6 | 23.7 | 23.3 | 20.5 | 15.9 | 11.5 | 7.7 | 6.1 |
| PZ | Venosa | 6.6 | 9.1 | 14.0 | 18.1 | 21.8 | 23.8 | 23.4 | 20.6 | 16.0 | 11.5 | 7.5 | 6.1 |

RADIAZIONE GLOBALE AL SUOLO (MJ / m² giorno) media 1994-1999

| | | gen | feb | mar | apr | mag | giu | lug | ago | set | ott | nov | dic |
|-----------------|-----------------------|-----|------|------|------|------|------|------|------|------|------|-----|-----|
| CALABRIA | | | | | | | | | | | | | |
| CS | Acri | 7.1 | 9.6 | 14.4 | 18.2 | 21.9 | 24.0 | 23.6 | 20.8 | 16.3 | 12.1 | 8.1 | 6.5 |
| CS | Amantea | 7.2 | 9.9 | 14.6 | 18.3 | 22.1 | 24.1 | 23.8 | 21.0 | 16.4 | 12.2 | 8.2 | 6.6 |
| CS | Belvedere Marittimo | 7.1 | 9.7 | 14.4 | 18.2 | 22.0 | 24.0 | 23.7 | 20.9 | 16.3 | 12.1 | 8.1 | 6.4 |
| CS | Bisignano | 7.1 | 9.6 | 14.4 | 18.2 | 21.9 | 24.0 | 23.6 | 20.8 | 16.3 | 12.1 | 8.1 | 6.5 |
| CS | Cariati | 7.3 | 9.9 | 14.7 | 18.6 | 22.1 | 24.1 | 23.9 | 20.9 | 16.5 | 12.3 | 8.2 | 6.7 |
| CS | Cassano allo Ionio | 7.0 | 9.5 | 14.3 | 18.2 | 21.9 | 24.0 | 23.5 | 20.7 | 16.2 | 12.0 | 8.0 | 6.5 |
| CS | Castrolibero | 7.1 | 9.7 | 14.5 | 18.2 | 22.0 | 24.0 | 23.7 | 20.9 | 16.3 | 12.2 | 8.2 | 6.5 |
| CS | Castrovillari | 7.0 | 9.5 | 14.3 | 18.1 | 21.8 | 23.9 | 23.5 | 20.7 | 16.2 | 12.0 | 8.0 | 6.4 |
| CS | Cetraro | 7.1 | 9.7 | 14.4 | 18.2 | 22.0 | 24.0 | 23.7 | 20.9 | 16.3 | 12.1 | 8.1 | 6.5 |
| CS | Corigliano Calabro | 7.1 | 9.6 | 14.4 | 18.3 | 21.9 | 24.0 | 23.6 | 20.8 | 16.3 | 12.1 | 8.1 | 6.5 |
| CS | Cosenza | 7.1 | 9.7 | 14.5 | 18.3 | 22.0 | 24.0 | 23.7 | 20.9 | 16.3 | 12.1 | 8.2 | 6.5 |
| CS | Crosia | 7.2 | 9.8 | 14.6 | 18.5 | 22.0 | 24.1 | 23.7 | 20.9 | 16.4 | 12.2 | 8.1 | 6.6 |
| CS | Fuscaldo | 7.1 | 9.7 | 14.5 | 18.2 | 22.0 | 24.0 | 23.7 | 20.9 | 16.3 | 12.1 | 8.2 | 6.5 |
| CS | Longobucco | 7.1 | 9.7 | 14.5 | 18.4 | 22.0 | 24.0 | 23.7 | 20.8 | 16.3 | 12.2 | 8.1 | 6.6 |
| CS | Luzzi | 7.1 | 9.7 | 14.4 | 18.2 | 21.9 | 24.0 | 23.6 | 20.8 | 16.3 | 12.1 | 8.1 | 6.5 |
| CS | Montalto Uffugo | 7.1 | 9.7 | 14.4 | 18.2 | 22.0 | 24.0 | 23.7 | 20.9 | 16.3 | 12.1 | 8.1 | 6.5 |
| CS | Paola | 7.1 | 9.8 | 14.5 | 18.3 | 22.0 | 24.0 | 23.7 | 20.9 | 16.3 | 12.2 | 8.2 | 6.5 |
| CS | Praia a Mare | 7.0 | 9.5 | 14.2 | 18.0 | 21.8 | 23.9 | 23.6 | 20.7 | 16.1 | 11.9 | 8.0 | 6.4 |
| CS | Rende | 7.1 | 9.7 | 14.5 | 18.2 | 22.0 | 24.0 | 23.7 | 20.9 | 16.3 | 12.1 | 8.2 | 6.5 |
| CS | Roggiano Gravina | 7.1 | 9.6 | 14.3 | 18.2 | 21.9 | 24.0 | 23.6 | 20.8 | 16.2 | 12.0 | 8.1 | 6.4 |
| CS | Rogliano | 7.1 | 9.8 | 14.5 | 18.3 | 22.0 | 24.0 | 23.7 | 20.9 | 16.3 | 12.2 | 8.2 | 6.6 |
| CS | Rossano | 7.2 | 9.7 | 14.5 | 18.4 | 22.0 | 24.0 | 23.7 | 20.8 | 16.3 | 12.1 | 8.1 | 6.6 |
| CS | San Giovanni in Fiore | 7.2 | 9.8 | 14.6 | 18.4 | 22.0 | 24.0 | 23.7 | 20.9 | 16.4 | 12.2 | 8.2 | 6.6 |
| CS | San Lucido | 7.2 | 9.8 | 14.5 | 18.3 | 22.0 | 24.1 | 23.8 | 20.9 | 16.4 | 12.2 | 8.2 | 6.5 |
| CS | San Marco Argentano | 7.1 | 9.6 | 14.4 | 18.2 | 21.9 | 24.0 | 23.6 | 20.8 | 16.2 | 12.0 | 8.1 | 6.4 |
| CS | Scalea | 7.0 | 9.6 | 14.3 | 18.1 | 21.9 | 24.0 | 23.6 | 20.8 | 16.2 | 11.9 | 8.1 | 6.4 |
| CS | Spezzano Albanese | 7.0 | 9.6 | 14.4 | 18.2 | 21.9 | 24.0 | 23.6 | 20.8 | 16.3 | 12.0 | 8.0 | 6.5 |
| CS | Spezzano della Sila | 7.1 | 9.7 | 14.5 | 18.3 | 22.0 | 24.0 | 23.7 | 20.8 | 16.3 | 12.1 | 8.1 | 6.5 |
| CS | Terranova da Sibari | 7.1 | 9.6 | 14.4 | 18.2 | 21.9 | 24.0 | 23.6 | 20.8 | 16.3 | 12.0 | 8.0 | 6.5 |
| CS | Trebisacce | 7.1 | 9.6 | 14.4 | 18.3 | 21.9 | 23.9 | 23.6 | 20.7 | 16.3 | 12.1 | 8.0 | 6.5 |
| | | | | | | | | | | | | | |
| CZ | Borgia | 7.2 | 10.0 | 14.7 | 18.4 | 22.1 | 24.1 | 23.8 | 21.0 | 16.4 | 12.3 | 8.4 | 6.7 |
| CZ | Botricello | 7.3 | 10.1 | 14.9 | 18.6 | 22.2 | 24.2 | 23.9 | 21.0 | 16.5 | 12.4 | 8.4 | 6.8 |
| CZ | Catanzaro | 7.2 | 10.0 | 14.7 | 18.4 | 22.1 | 24.1 | 23.7 | 21.0 | 16.4 | 12.3 | 8.3 | 6.7 |
| CZ | Chiaravalle Centrale | 7.3 | 10.1 | 14.7 | 18.5 | 22.2 | 24.1 | 23.8 | 21.0 | 16.5 | 12.4 | 8.4 | 6.8 |
| CZ | Girifalco | 7.2 | 10.0 | 14.7 | 18.4 | 22.1 | 24.1 | 23.8 | 21.0 | 16.4 | 12.3 | 8.3 | 6.7 |
| CZ | Guardavalle | 7.4 | 10.3 | 14.9 | 18.6 | 22.2 | 24.1 | 23.9 | 21.1 | 16.6 | 12.6 | 8.5 | 6.9 |
| CZ | Lamezia Terme | 7.2 | 9.9 | 14.6 | 18.3 | 22.1 | 24.0 | 23.7 | 20.9 | 16.4 | 12.2 | 8.3 | 6.6 |
| CZ | Nocera Tirinese | 7.2 | 9.9 | 14.6 | 18.3 | 22.1 | 24.1 | 23.8 | 21.0 | 16.4 | 12.2 | 8.2 | 6.6 |
| CZ | Sellia Marina | 7.3 | 10.1 | 14.8 | 18.5 | 22.1 | 24.1 | 23.8 | 21.0 | 16.5 | 12.4 | 8.4 | 6.8 |
| CZ | Sersale | 7.2 | 10.0 | 14.7 | 18.5 | 22.1 | 24.1 | 23.8 | 20.9 | 16.4 | 12.3 | 8.3 | 6.7 |
| CZ | Soverato | 7.3 | 10.2 | 14.8 | 18.5 | 22.2 | 24.1 | 23.9 | 21.1 | 16.5 | 12.5 | 8.4 | 6.8 |
| | | | | | | | | | | | | | |
| KR | Cirò | 7.4 | 10.0 | 14.8 | 18.6 | 22.2 | 24.2 | 23.9 | 21.0 | 16.5 | 12.4 | 8.2 | 6.7 |
| KR | Cirò Marina | 7.4 | 10.0 | 14.8 | 18.7 | 22.2 | 24.2 | 24.0 | 21.0 | 16.6 | 12.4 | 8.2 | 6.7 |
| KR | Crotone | 7.4 | 10.2 | 14.9 | 18.7 | 22.3 | 24.2 | 24.0 | 21.1 | 16.7 | 12.5 | 8.4 | 6.8 |
| KR | Cutro | 7.4 | 10.1 | 14.9 | 18.7 | 22.2 | 24.2 | 23.9 | 21.0 | 16.6 | 12.5 | 8.4 | 6.8 |
| KR | Isola di Capo Rizzuto | 7.4 | 10.2 | 15.0 | 18.8 | 22.3 | 24.2 | 24.0 | 21.1 | 16.7 | 12.6 | 8.5 | 6.8 |
| KR | Mesoraca | 7.2 | 10.0 | 14.7 | 18.5 | 22.1 | 24.1 | 23.8 | 20.9 | 16.4 | 12.3 | 8.3 | 6.7 |

RADIAZIONE GLOBALE AL SUOLO (MJ / m² giorno) **media 1994-1999**

| | | gen | feb | mar | apr | mag | giu | lug | ago | set | ott | nov | dic |
|----|-----------------------|-----|------|------|------|------|------|------|------|------|------|-----|-----|
| KR | Petilia Policastro | 7.2 | 10.0 | 14.7 | 18.5 | 22.1 | 24.1 | 23.8 | 20.9 | 16.4 | 12.3 | 8.3 | 6.7 |
| KR | Rocca di Neto | 7.3 | 10.1 | 14.8 | 18.6 | 22.2 | 24.1 | 23.9 | 21.0 | 16.5 | 12.4 | 8.3 | 6.7 |
| KR | Strongoli | 7.4 | 10.0 | 14.8 | 18.7 | 22.2 | 24.2 | 23.9 | 21.0 | 16.6 | 12.4 | 8.3 | 6.7 |
| RC | Bagnara Calabria | 7.5 | 10.5 | 15.0 | 18.7 | 22.4 | 24.1 | 24.0 | 21.2 | 16.6 | 12.6 | 8.5 | 7.0 |
| RC | Bovalino | 7.6 | 10.6 | 15.0 | 18.7 | 22.4 | 24.1 | 24.1 | 21.2 | 16.7 | 12.7 | 8.6 | 7.1 |
| RC | Caulonia | 7.5 | 10.4 | 14.9 | 18.7 | 22.3 | 24.1 | 24.0 | 21.2 | 16.6 | 12.6 | 8.5 | 7.0 |
| RC | Cinquefrondi | 7.4 | 10.3 | 14.9 | 18.5 | 22.3 | 24.1 | 23.9 | 21.1 | 16.6 | 12.5 | 8.5 | 6.8 |
| RC | Cittanova | 7.4 | 10.4 | 14.9 | 18.6 | 22.3 | 24.1 | 24.0 | 21.2 | 16.6 | 12.5 | 8.5 | 6.9 |
| RC | Gioia Tauro | 7.4 | 10.3 | 14.9 | 18.6 | 22.3 | 24.1 | 24.0 | 21.1 | 16.6 | 12.5 | 8.4 | 6.8 |
| RC | Gioiosa Ionica | 7.5 | 10.4 | 14.9 | 18.6 | 22.3 | 24.1 | 24.0 | 21.2 | 16.6 | 12.6 | 8.5 | 7.0 |
| RC | Locri | 7.5 | 10.5 | 15.0 | 18.7 | 22.3 | 24.2 | 24.1 | 21.2 | 16.7 | 12.7 | 8.6 | 7.1 |
| RC | Melito di Porto Salvo | 7.8 | 10.8 | 15.2 | 18.9 | 22.5 | 24.2 | 24.1 | 21.3 | 16.8 | 12.8 | 8.7 | 7.3 |
| RC | Montebello Ionico | 7.7 | 10.8 | 15.1 | 18.8 | 22.5 | 24.1 | 24.1 | 21.2 | 16.8 | 12.8 | 8.7 | 7.2 |
| RC | Motta San Giovanni | 7.7 | 10.7 | 15.1 | 18.8 | 22.5 | 24.1 | 24.1 | 21.2 | 16.8 | 12.8 | 8.6 | 7.2 |
| RC | Oppido Mamertina | 7.5 | 10.4 | 14.9 | 18.6 | 22.3 | 24.1 | 24.0 | 21.2 | 16.6 | 12.6 | 8.5 | 7.0 |
| RC | Palmi | 7.4 | 10.4 | 14.9 | 18.6 | 22.4 | 24.1 | 24.0 | 21.1 | 16.6 | 12.6 | 8.4 | 6.9 |
| RC | Polistena | 7.4 | 10.3 | 14.9 | 18.6 | 22.3 | 24.1 | 23.9 | 21.1 | 16.6 | 12.5 | 8.5 | 6.9 |
| RC | Reggio di Calabria | 7.6 | 10.6 | 15.1 | 18.7 | 22.4 | 24.1 | 24.0 | 21.2 | 16.7 | 12.7 | 8.5 | 7.1 |
| RC | Rizziconi | 7.4 | 10.3 | 14.9 | 18.6 | 22.3 | 24.1 | 23.9 | 21.1 | 16.6 | 12.5 | 8.5 | 6.9 |
| RC | Rosarno | 7.4 | 10.3 | 14.8 | 18.5 | 22.3 | 24.1 | 23.9 | 21.1 | 16.6 | 12.5 | 8.4 | 6.8 |
| RC | Scilla | 7.6 | 10.5 | 15.0 | 18.7 | 22.4 | 24.1 | 24.0 | 21.2 | 16.7 | 12.7 | 8.5 | 7.0 |
| RC | Siderno | 7.5 | 10.5 | 15.0 | 18.7 | 22.3 | 24.1 | 24.0 | 21.2 | 16.6 | 12.6 | 8.6 | 7.0 |
| RC | Taurianova | 7.4 | 10.4 | 14.9 | 18.6 | 22.3 | 24.1 | 24.0 | 21.1 | 16.6 | 12.5 | 8.5 | 6.9 |
| RC | Villa San Giovanni | 7.6 | 10.5 | 15.0 | 18.7 | 22.4 | 24.1 | 24.0 | 21.2 | 16.7 | 12.7 | 8.5 | 7.0 |
| VV | Filadelfia | 7.2 | 10.0 | 14.7 | 18.4 | 22.1 | 24.0 | 23.8 | 21.0 | 16.4 | 12.3 | 8.4 | 6.7 |
| VV | Nicotera | 7.4 | 10.3 | 14.9 | 18.5 | 22.3 | 24.1 | 23.9 | 21.1 | 16.6 | 12.5 | 8.4 | 6.8 |
| VV | Pizzo | 7.2 | 10.1 | 14.7 | 18.4 | 22.2 | 24.1 | 23.9 | 21.0 | 16.5 | 12.4 | 8.3 | 6.7 |
| VV | Serra San Bruno | 7.3 | 10.2 | 14.8 | 18.5 | 22.2 | 24.1 | 23.9 | 21.1 | 16.5 | 12.5 | 8.4 | 6.8 |
| VV | Tropea | 7.3 | 10.2 | 14.9 | 18.5 | 22.3 | 24.1 | 23.9 | 21.1 | 16.6 | 12.5 | 8.4 | 6.7 |
| VV | Vibo Valentia | 7.3 | 10.1 | 14.8 | 18.5 | 22.2 | 24.1 | 23.9 | 21.1 | 16.5 | 12.4 | 8.3 | 6.7 |

SICILIA

| | | | | | | | | | | | | | |
|----|-------------------------|-----|------|------|------|------|------|------|------|------|------|-----|-----|
| AG | Agrigento | 8.4 | 11.4 | 15.6 | 19.3 | 22.9 | 24.3 | 24.4 | 21.6 | 17.2 | 13.1 | 9.2 | 7.6 |
| AG | Alessandria della Rocca | 8.2 | 11.1 | 15.5 | 19.2 | 22.8 | 24.3 | 24.3 | 21.5 | 17.1 | 12.9 | 9.0 | 7.5 |
| AG | Aragona | 8.3 | 11.3 | 15.6 | 19.2 | 22.9 | 24.3 | 24.4 | 21.5 | 17.2 | 13.0 | 9.1 | 7.6 |
| AG | Bivona | 8.2 | 11.1 | 15.4 | 19.1 | 22.8 | 24.2 | 24.3 | 21.5 | 17.0 | 12.9 | 9.0 | 7.4 |
| AG | Caltabellotta | 8.2 | 11.2 | 15.5 | 19.2 | 22.8 | 24.2 | 24.4 | 21.6 | 17.1 | 13.0 | 9.1 | 7.5 |
| AG | Campobello di Licata | 8.4 | 11.4 | 15.6 | 19.3 | 22.9 | 24.3 | 24.3 | 21.5 | 17.2 | 13.1 | 9.2 | 7.6 |
| AG | Canicattì | 8.3 | 11.3 | 15.5 | 19.2 | 22.8 | 24.2 | 24.3 | 21.5 | 17.1 | 13.0 | 9.1 | 7.6 |
| AG | Casteltermini | 8.2 | 11.1 | 15.4 | 19.1 | 22.8 | 24.2 | 24.3 | 21.4 | 17.0 | 12.9 | 9.0 | 7.4 |
| AG | Cattolica Eraclea | 8.3 | 11.3 | 15.6 | 19.3 | 22.9 | 24.2 | 24.4 | 21.6 | 17.2 | 13.0 | 9.2 | 7.6 |
| AG | Favara | 8.4 | 11.4 | 15.6 | 19.3 | 22.9 | 24.3 | 24.4 | 21.6 | 17.2 | 13.1 | 9.2 | 7.6 |
| AG | Licata | 8.5 | 11.6 | 15.7 | 19.4 | 23.0 | 24.3 | 24.4 | 21.7 | 17.3 | 13.2 | 9.4 | 7.8 |
| AG | Menfi | 8.3 | 11.2 | 15.6 | 19.3 | 22.8 | 24.2 | 24.4 | 21.6 | 17.1 | 13.0 | 9.1 | 7.6 |
| AG | Naro | 8.4 | 11.4 | 15.6 | 19.3 | 22.9 | 24.3 | 24.3 | 21.5 | 17.2 | 13.1 | 9.2 | 7.6 |
| AG | Palma di Montechiaro | 8.4 | 11.5 | 15.7 | 19.3 | 22.9 | 24.3 | 24.4 | 21.6 | 17.3 | 13.1 | 9.3 | 7.7 |
| AG | Porto Empedocle | 8.4 | 11.4 | 15.7 | 19.3 | 22.9 | 24.3 | 24.4 | 21.6 | 17.3 | 13.1 | 9.3 | 7.7 |

RADIAZIONE GLOBALE AL SUOLO (MJ / m² giorno) **media 1994-1999**

| | | gen | feb | mar | apr | mag | giu | lug | ago | set | ott | nov | dic |
|----|-----------------------------|-----|------|------|------|------|------|------|------|------|------|-----|-----|
| AG | Racalmuto | 8.3 | 11.3 | 15.5 | 19.2 | 22.8 | 24.2 | 24.3 | 21.5 | 17.1 | 13.0 | 9.1 | 7.6 |
| AG | Raffadali | 8.3 | 11.3 | 15.6 | 19.2 | 22.9 | 24.3 | 24.4 | 21.5 | 17.2 | 13.0 | 9.2 | 7.6 |
| AG | Ravanusa | 8.4 | 11.4 | 15.6 | 19.3 | 22.8 | 24.3 | 24.3 | 21.5 | 17.2 | 13.1 | 9.2 | 7.6 |
| AG | Ribera | 8.3 | 11.2 | 15.6 | 19.3 | 22.9 | 24.2 | 24.4 | 21.6 | 17.1 | 13.0 | 9.1 | 7.5 |
| AG | Sambuca di Sicilia | 8.2 | 11.1 | 15.5 | 19.2 | 22.8 | 24.2 | 24.4 | 21.6 | 17.1 | 13.0 | 9.0 | 7.5 |
| AG | San Giovanni Gemini | 8.1 | 11.1 | 15.4 | 19.1 | 22.8 | 24.2 | 24.3 | 21.4 | 17.0 | 12.9 | 8.9 | 7.4 |
| AG | Santa Margherita di Belice | 8.3 | 11.1 | 15.5 | 19.2 | 22.8 | 24.2 | 24.4 | 21.6 | 17.1 | 13.0 | 9.0 | 7.5 |
| AG | Santo Stefano Quisquina | 8.2 | 11.1 | 15.4 | 19.1 | 22.8 | 24.2 | 24.3 | 21.4 | 17.0 | 12.9 | 9.0 | 7.4 |
| AG | Sciacca | 8.4 | 11.3 | 15.6 | 19.3 | 22.9 | 24.2 | 24.4 | 21.6 | 17.2 | 13.0 | 9.1 | 7.6 |
| AG | Siculiana | 8.4 | 11.4 | 15.7 | 19.3 | 22.9 | 24.3 | 24.4 | 21.6 | 17.2 | 13.1 | 9.2 | 7.6 |
| CL | Butera | 8.4 | 11.4 | 15.6 | 19.3 | 22.9 | 24.3 | 24.3 | 21.5 | 17.2 | 13.1 | 9.2 | 7.7 |
| CL | Caltanissetta | 8.2 | 11.1 | 15.4 | 19.1 | 22.7 | 24.3 | 24.2 | 21.3 | 17.0 | 13.0 | 9.0 | 7.5 |
| CL | Gela | 8.5 | 11.5 | 15.7 | 19.4 | 22.9 | 24.3 | 24.3 | 21.6 | 17.3 | 13.2 | 9.3 | 7.8 |
| CL | Mazzarino | 8.3 | 11.3 | 15.5 | 19.2 | 22.8 | 24.3 | 24.2 | 21.4 | 17.1 | 13.1 | 9.1 | 7.6 |
| CL | Mussomeli | 8.1 | 11.1 | 15.4 | 19.1 | 22.8 | 24.2 | 24.3 | 21.4 | 17.0 | 12.9 | 9.0 | 7.4 |
| CL | Niscemi | 8.4 | 11.4 | 15.6 | 19.3 | 22.9 | 24.3 | 24.3 | 21.5 | 17.2 | 13.1 | 9.2 | 7.7 |
| CL | Riesi | 8.3 | 11.3 | 15.6 | 19.2 | 22.8 | 24.3 | 24.3 | 21.5 | 17.2 | 13.1 | 9.2 | 7.6 |
| CL | San Cataldo | 8.2 | 11.2 | 15.4 | 19.1 | 22.8 | 24.2 | 24.2 | 21.4 | 17.0 | 12.9 | 9.0 | 7.5 |
| CL | Santa Caterina Villarmosa | 8.1 | 11.1 | 15.4 | 19.0 | 22.7 | 24.2 | 24.2 | 21.3 | 17.0 | 12.9 | 8.9 | 7.4 |
| CL | Serradifalco | 8.2 | 11.2 | 15.5 | 19.1 | 22.8 | 24.2 | 24.3 | 21.4 | 17.1 | 13.0 | 9.0 | 7.5 |
| CL | Sommatino | 8.3 | 11.3 | 15.5 | 19.2 | 22.8 | 24.3 | 24.3 | 21.5 | 17.1 | 13.0 | 9.1 | 7.6 |
| CT | Aci Castello | 8.1 | 11.1 | 15.3 | 19.0 | 22.6 | 24.2 | 24.1 | 21.3 | 16.9 | 13.0 | 8.8 | 7.5 |
| CT | Aci Catena | 8.0 | 11.1 | 15.3 | 19.0 | 22.6 | 24.2 | 24.1 | 21.2 | 16.9 | 12.9 | 8.8 | 7.5 |
| CT | Aci Sant'Antonio | 8.0 | 11.1 | 15.3 | 18.9 | 22.6 | 24.2 | 24.1 | 21.2 | 16.9 | 12.9 | 8.8 | 7.5 |
| CT | Acireale | 8.0 | 11.0 | 15.3 | 18.9 | 22.6 | 24.2 | 24.1 | 21.2 | 16.9 | 12.9 | 8.8 | 7.4 |
| CT | Adrano | 7.9 | 10.9 | 15.2 | 18.9 | 22.6 | 24.2 | 24.0 | 21.1 | 16.8 | 12.9 | 8.8 | 7.4 |
| CT | Belpasso | 8.0 | 11.0 | 15.3 | 18.9 | 22.6 | 24.2 | 24.1 | 21.2 | 16.9 | 12.9 | 8.8 | 7.5 |
| CT | Biancavilla | 7.9 | 11.0 | 15.2 | 18.9 | 22.6 | 24.2 | 24.1 | 21.1 | 16.9 | 12.9 | 8.8 | 7.4 |
| CT | Bronte | 7.9 | 10.8 | 15.2 | 18.8 | 22.6 | 24.2 | 24.0 | 21.1 | 16.8 | 12.8 | 8.7 | 7.3 |
| CT | Caltagirone | 8.3 | 11.3 | 15.5 | 19.2 | 22.8 | 24.3 | 24.2 | 21.4 | 17.1 | 13.1 | 9.1 | 7.7 |
| CT | Castel di Iudica | 8.1 | 11.1 | 15.3 | 19.0 | 22.7 | 24.2 | 24.1 | 21.2 | 16.9 | 12.9 | 8.9 | 7.5 |
| CT | Catania | 8.1 | 11.1 | 15.3 | 19.0 | 22.7 | 24.2 | 24.1 | 21.3 | 17.0 | 13.0 | 8.9 | 7.5 |
| CT | Giarre | 7.9 | 10.9 | 15.2 | 18.9 | 22.6 | 24.2 | 24.1 | 21.2 | 16.8 | 12.9 | 8.7 | 7.4 |
| CT | Grammichele | 8.3 | 11.4 | 15.5 | 19.2 | 22.8 | 24.3 | 24.2 | 21.4 | 17.1 | 13.1 | 9.1 | 7.7 |
| CT | Gravina di Catania | 8.0 | 11.1 | 15.3 | 19.0 | 22.6 | 24.2 | 24.1 | 21.2 | 16.9 | 12.9 | 8.8 | 7.5 |
| CT | Linguaglossa | 7.8 | 10.8 | 15.2 | 18.8 | 22.5 | 24.1 | 24.0 | 21.1 | 16.8 | 12.8 | 8.6 | 7.3 |
| CT | Mascalucia | 8.0 | 11.1 | 15.3 | 18.9 | 22.6 | 24.2 | 24.1 | 21.2 | 16.9 | 12.9 | 8.8 | 7.5 |
| CT | Militello in Val di Catania | 8.3 | 11.3 | 15.4 | 19.2 | 22.7 | 24.3 | 24.1 | 21.4 | 17.1 | 13.1 | 9.1 | 7.6 |
| CT | Mirabella Imbaccari | 8.3 | 11.3 | 15.4 | 19.1 | 22.8 | 24.3 | 24.2 | 21.4 | 17.1 | 13.0 | 9.0 | 7.6 |
| CT | Misterbianco | 8.1 | 11.1 | 15.3 | 19.0 | 22.7 | 24.2 | 24.1 | 21.3 | 16.9 | 13.0 | 8.9 | 7.5 |
| CT | Palagonia | 8.2 | 11.3 | 15.4 | 19.1 | 22.7 | 24.3 | 24.1 | 21.3 | 17.0 | 13.0 | 9.0 | 7.6 |
| CT | Paternò | 8.0 | 11.0 | 15.3 | 18.9 | 22.6 | 24.2 | 24.1 | 21.2 | 16.9 | 12.9 | 8.8 | 7.4 |
| CT | Ramacca | 8.2 | 11.2 | 15.4 | 19.1 | 22.7 | 24.3 | 24.1 | 21.3 | 17.0 | 13.0 | 9.0 | 7.6 |
| CT | Randazzo | 7.8 | 10.8 | 15.2 | 18.8 | 22.5 | 24.1 | 24.0 | 21.1 | 16.8 | 12.8 | 8.6 | 7.3 |
| CT | Riposto | 7.9 | 11.0 | 15.2 | 18.9 | 22.6 | 24.2 | 24.1 | 21.2 | 16.8 | 12.9 | 8.7 | 7.4 |
| CT | San Giovanni la Punta | 8.0 | 11.1 | 15.3 | 18.9 | 22.6 | 24.2 | 24.1 | 21.2 | 16.9 | 12.9 | 8.8 | 7.5 |
| CT | Sant'Agata li Battiati | 8.0 | 11.1 | 15.3 | 19.0 | 22.6 | 24.2 | 24.1 | 21.2 | 16.9 | 12.9 | 8.8 | 7.5 |
| CT | Scordia | 8.3 | 11.3 | 15.4 | 19.1 | 22.8 | 24.3 | 24.1 | 21.4 | 17.1 | 13.1 | 9.0 | 7.6 |
| CT | Tremestieri Etneo | 8.0 | 11.1 | 15.3 | 18.9 | 22.6 | 24.2 | 24.1 | 21.2 | 16.9 | 12.9 | 8.8 | 7.5 |

RADIAZIONE GLOBALE AL SUOLO (MJ / m² giorno) **media 1994-1999**

| | | gen | feb | mar | apr | mag | giu | lug | ago | set | ott | nov | dic |
|----|---------------------------|-----|------|------|------|------|------|------|------|------|------|-----|-----|
| CT | Vizzini | 8.4 | 11.4 | 15.5 | 19.2 | 22.8 | 24.3 | 24.2 | 21.4 | 17.1 | 13.1 | 9.1 | 7.7 |
| CT | Zafferana Etnea | 7.9 | 10.9 | 15.2 | 18.9 | 22.6 | 24.2 | 24.0 | 21.2 | 16.9 | 12.9 | 8.7 | 7.4 |
| EN | Agira | 8.0 | 10.9 | 15.3 | 18.9 | 22.6 | 24.2 | 24.1 | 21.2 | 16.8 | 12.8 | 8.8 | 7.4 |
| EN | Aidone | 8.2 | 11.2 | 15.4 | 19.0 | 22.7 | 24.3 | 24.1 | 21.3 | 17.0 | 13.0 | 9.0 | 7.5 |
| EN | Barrafranca | 8.2 | 11.3 | 15.5 | 19.1 | 22.8 | 24.3 | 24.2 | 21.4 | 17.1 | 13.0 | 9.1 | 7.6 |
| EN | Catenanuova | 8.0 | 11.0 | 15.3 | 18.9 | 22.6 | 24.2 | 24.1 | 21.2 | 16.9 | 12.9 | 8.8 | 7.4 |
| EN | Centuripe | 8.0 | 11.0 | 15.2 | 18.9 | 22.6 | 24.2 | 24.1 | 21.2 | 16.8 | 12.9 | 8.8 | 7.4 |
| EN | Enna | 8.1 | 11.0 | 15.3 | 19.0 | 22.7 | 24.2 | 24.1 | 21.3 | 16.9 | 12.9 | 8.9 | 7.4 |
| EN | Leonforte | 8.0 | 11.0 | 15.3 | 18.9 | 22.7 | 24.2 | 24.1 | 21.2 | 16.9 | 12.9 | 8.8 | 7.4 |
| EN | Nicosia | 7.9 | 10.9 | 15.2 | 18.9 | 22.6 | 24.2 | 24.1 | 21.2 | 16.8 | 12.8 | 8.7 | 7.4 |
| EN | Piazza Armerina | 8.2 | 11.2 | 15.4 | 19.1 | 22.7 | 24.3 | 24.2 | 21.3 | 17.1 | 13.0 | 9.0 | 7.5 |
| EN | Pietraperzia | 8.2 | 11.2 | 15.4 | 19.1 | 22.8 | 24.3 | 24.2 | 21.4 | 17.0 | 13.0 | 9.0 | 7.5 |
| EN | Regalbuto | 8.0 | 11.0 | 15.2 | 18.9 | 22.6 | 24.2 | 24.1 | 21.2 | 16.8 | 12.8 | 8.8 | 7.4 |
| EN | Troina | 7.9 | 10.8 | 15.2 | 18.8 | 22.6 | 24.2 | 24.0 | 21.1 | 16.8 | 12.8 | 8.7 | 7.3 |
| EN | Valguarnera Caropepe | 8.1 | 11.1 | 15.3 | 19.0 | 22.7 | 24.3 | 24.1 | 21.2 | 17.0 | 12.9 | 8.9 | 7.5 |
| EN | Villarosa | 8.1 | 11.0 | 15.3 | 19.0 | 22.7 | 24.2 | 24.2 | 21.3 | 16.9 | 12.9 | 8.9 | 7.4 |
| ME | Acquedolci | 7.8 | 10.8 | 15.2 | 18.8 | 22.6 | 24.2 | 24.1 | 21.1 | 16.8 | 12.8 | 8.6 | 7.2 |
| ME | Barcellona Pozzo di Gotto | 7.7 | 10.7 | 15.1 | 18.8 | 22.5 | 24.1 | 24.0 | 21.1 | 16.8 | 12.7 | 8.5 | 7.1 |
| ME | Capo d'Orlando | 7.8 | 10.8 | 15.2 | 18.8 | 22.6 | 24.2 | 24.1 | 21.1 | 16.8 | 12.8 | 8.6 | 7.2 |
| ME | Lipari | 7.8 | 10.8 | 15.3 | 18.9 | 22.6 | 24.2 | 24.2 | 21.2 | 16.9 | 12.8 | 8.6 | 7.1 |
| ME | Messina | 7.6 | 10.6 | 15.1 | 18.7 | 22.4 | 24.1 | 24.0 | 21.2 | 16.7 | 12.7 | 8.5 | 7.0 |
| ME | Milazzo | 7.7 | 10.6 | 15.1 | 18.8 | 22.5 | 24.1 | 24.1 | 21.2 | 16.7 | 12.7 | 8.5 | 7.1 |
| ME | Mistretta | 7.9 | 10.9 | 15.2 | 18.8 | 22.6 | 24.2 | 24.1 | 21.2 | 16.8 | 12.8 | 8.7 | 7.3 |
| ME | Patti | 7.7 | 10.7 | 15.2 | 18.8 | 22.5 | 24.1 | 24.0 | 21.1 | 16.8 | 12.8 | 8.6 | 7.2 |
| ME | Rometta | 7.6 | 10.6 | 15.1 | 18.7 | 22.5 | 24.1 | 24.0 | 21.2 | 16.7 | 12.7 | 8.5 | 7.1 |
| ME | Sant'Agata di Militello | 7.8 | 10.8 | 15.2 | 18.8 | 22.6 | 24.2 | 24.1 | 21.2 | 16.8 | 12.8 | 8.6 | 7.2 |
| ME | Santa Teresa di Riva | 7.8 | 10.7 | 15.2 | 18.8 | 22.5 | 24.1 | 24.0 | 21.1 | 16.8 | 12.8 | 8.7 | 7.2 |
| ME | Santo Stefano di Camastra | 7.9 | 10.8 | 15.2 | 18.8 | 22.6 | 24.2 | 24.1 | 21.2 | 16.8 | 12.8 | 8.7 | 7.3 |
| ME | Taormina | 7.8 | 10.8 | 15.2 | 18.8 | 22.5 | 24.2 | 24.0 | 21.2 | 16.8 | 12.8 | 8.7 | 7.3 |
| ME | Terme Vigliatore | 7.7 | 10.7 | 15.1 | 18.8 | 22.5 | 24.1 | 24.0 | 21.1 | 16.8 | 12.7 | 8.6 | 7.1 |
| ME | Tortorici | 7.8 | 10.7 | 15.2 | 18.7 | 22.5 | 24.2 | 24.0 | 21.1 | 16.8 | 12.7 | 8.6 | 7.2 |
| ME | Villafranca Tirrena | 7.6 | 10.6 | 15.1 | 18.7 | 22.5 | 24.1 | 24.0 | 21.2 | 16.7 | 12.7 | 8.5 | 7.0 |
| PA | Bagheria | 8.0 | 10.9 | 15.3 | 19.0 | 22.7 | 24.2 | 24.3 | 21.3 | 16.9 | 12.9 | 8.7 | 7.3 |
| PA | Balestrate | 8.2 | 11.0 | 15.5 | 19.2 | 22.7 | 24.2 | 24.4 | 21.5 | 17.0 | 12.9 | 8.8 | 7.4 |
| PA | Bisacchino | 8.2 | 11.1 | 15.4 | 19.1 | 22.8 | 24.2 | 24.4 | 21.5 | 17.0 | 12.9 | 8.9 | 7.4 |
| PA | Borgetto | 8.1 | 11.0 | 15.4 | 19.1 | 22.7 | 24.2 | 24.4 | 21.4 | 16.9 | 12.9 | 8.8 | 7.4 |
| PA | Caccamo | 8.0 | 10.9 | 15.3 | 19.0 | 22.7 | 24.2 | 24.3 | 21.3 | 16.9 | 12.9 | 8.8 | 7.3 |
| PA | Campofelice di Roccella | 8.0 | 10.9 | 15.3 | 18.9 | 22.7 | 24.2 | 24.2 | 21.3 | 16.9 | 12.9 | 8.7 | 7.3 |
| PA | Capaci | 8.1 | 11.0 | 15.4 | 19.1 | 22.7 | 24.2 | 24.4 | 21.4 | 16.9 | 12.9 | 8.7 | 7.3 |
| PA | Carini | 8.1 | 11.0 | 15.4 | 19.1 | 22.7 | 24.2 | 24.4 | 21.4 | 16.9 | 12.9 | 8.7 | 7.3 |
| PA | Castelbuono | 7.9 | 10.9 | 15.2 | 18.9 | 22.6 | 24.2 | 24.2 | 21.2 | 16.8 | 12.8 | 8.7 | 7.3 |
| PA | Cefalù | 7.9 | 10.9 | 15.3 | 18.9 | 22.6 | 24.2 | 24.2 | 21.2 | 16.9 | 12.9 | 8.7 | 7.3 |
| PA | Cerda | 8.0 | 10.9 | 15.3 | 18.9 | 22.7 | 24.2 | 24.2 | 21.3 | 16.9 | 12.9 | 8.8 | 7.3 |
| PA | Corleone | 8.1 | 11.0 | 15.4 | 19.1 | 22.7 | 24.2 | 24.3 | 21.4 | 17.0 | 12.9 | 8.9 | 7.4 |
| PA | Gangi | 7.9 | 10.9 | 15.2 | 18.9 | 22.7 | 24.2 | 24.1 | 21.2 | 16.8 | 12.8 | 8.7 | 7.3 |
| PA | Lercara Friddi | 8.1 | 11.0 | 15.4 | 19.0 | 22.7 | 24.2 | 24.3 | 21.4 | 17.0 | 12.9 | 8.9 | 7.4 |
| PA | Marineo | 8.0 | 10.9 | 15.3 | 19.0 | 22.7 | 24.2 | 24.3 | 21.3 | 16.9 | 12.9 | 8.8 | 7.3 |
| PA | Misilmeri | 8.0 | 10.9 | 15.4 | 19.0 | 22.7 | 24.2 | 24.3 | 21.3 | 16.9 | 12.9 | 8.7 | 7.3 |

RADIAZIONE GLOBALE AL SUOLO (MJ / m² giorno) **media 1994-1999**

| | gen | feb | mar | apr | mag | giu | lug | ago | set | ott | nov | dic |
|----------------------------|-----|------|------|------|------|------|------|------|------|------|-----|-----|
| PA Monreale | 8.1 | 11.0 | 15.4 | 19.1 | 22.7 | 24.2 | 24.3 | 21.4 | 17.0 | 12.9 | 8.7 | 7.3 |
| PA Palermo | 8.0 | 11.0 | 15.4 | 19.1 | 22.7 | 24.2 | 24.3 | 21.3 | 16.9 | 12.9 | 8.7 | 7.3 |
| PA Partinico | 8.1 | 11.0 | 15.4 | 19.1 | 22.7 | 24.2 | 24.4 | 21.4 | 16.9 | 12.9 | 8.8 | 7.4 |
| PA Piana degli Albanesi | 8.1 | 11.0 | 15.4 | 19.1 | 22.7 | 24.2 | 24.4 | 21.4 | 16.9 | 12.9 | 8.8 | 7.3 |
| PA Prizzi | 8.1 | 11.0 | 15.4 | 19.1 | 22.7 | 24.2 | 24.3 | 21.4 | 17.0 | 12.9 | 8.9 | 7.4 |
| PA San Giuseppe Jato | 8.1 | 11.0 | 15.4 | 19.1 | 22.7 | 24.2 | 24.4 | 21.4 | 16.9 | 12.9 | 8.8 | 7.4 |
| PA Termini Imerese | 8.0 | 10.9 | 15.3 | 19.0 | 22.7 | 24.2 | 24.3 | 21.3 | 16.9 | 12.9 | 8.7 | 7.3 |
| PA Terrasini | 8.1 | 11.0 | 15.4 | 19.2 | 22.7 | 24.2 | 24.4 | 21.4 | 16.9 | 12.9 | 8.8 | 7.4 |
| PA Villabate | 8.0 | 11.0 | 15.4 | 19.0 | 22.7 | 24.2 | 24.3 | 21.3 | 16.9 | 12.9 | 8.7 | 7.3 |
| RG Acate | 8.5 | 11.6 | 15.6 | 19.4 | 22.9 | 24.3 | 24.3 | 21.6 | 17.3 | 13.2 | 9.3 | 7.8 |
| RG Chiaramonte Gulfi | 8.5 | 11.5 | 15.6 | 19.3 | 22.9 | 24.3 | 24.3 | 21.6 | 17.2 | 13.2 | 9.3 | 7.8 |
| RG Comiso | 8.6 | 10.0 | 15.6 | 19.4 | 22.9 | 24.4 | 24.3 | 21.6 | 17.3 | 13.3 | 9.4 | 7.8 |
| RG Ispica | 8.7 | 10.1 | 15.7 | 19.5 | 23.0 | 24.4 | 24.4 | 21.7 | 17.4 | 13.4 | 9.4 | 7.9 |
| RG Modica | 8.6 | 10.0 | 15.7 | 19.4 | 22.9 | 24.4 | 24.4 | 21.7 | 17.4 | 13.3 | 9.4 | 7.9 |
| RG Pozzallo | 8.7 | 10.2 | 15.7 | 19.6 | 23.0 | 24.4 | 24.4 | 21.8 | 17.5 | 13.4 | 9.5 | 8.0 |
| RG Ragusa | 8.6 | 10.0 | 15.6 | 19.4 | 22.9 | 24.4 | 24.3 | 21.6 | 17.4 | 13.3 | 9.3 | 7.8 |
| RG Santa Croce Camerina | 8.7 | 10.1 | 15.8 | 19.5 | 23.0 | 24.4 | 24.4 | 21.7 | 17.4 | 13.3 | 9.5 | 7.9 |
| RG Scicli | 8.7 | 10.1 | 15.7 | 19.5 | 23.0 | 24.4 | 24.4 | 21.7 | 17.4 | 13.3 | 9.4 | 7.9 |
| RG Vittoria | 8.6 | 10.0 | 15.7 | 19.4 | 22.9 | 24.3 | 24.3 | 21.6 | 17.3 | 13.3 | 9.4 | 7.8 |
| SR Augusta | 8.4 | 11.4 | 15.5 | 19.3 | 22.8 | 24.3 | 24.3 | 21.5 | 17.2 | 13.2 | 9.1 | 7.8 |
| SR Avola | 8.6 | 10.0 | 15.6 | 19.4 | 22.9 | 24.4 | 24.4 | 21.7 | 17.3 | 13.3 | 9.4 | 7.9 |
| SR Canicattini Bagni | 8.5 | 11.6 | 15.5 | 19.3 | 22.9 | 24.4 | 24.3 | 21.6 | 17.3 | 13.3 | 9.3 | 7.8 |
| SR Carlentini | 8.3 | 11.3 | 15.4 | 19.2 | 22.7 | 24.3 | 24.2 | 21.4 | 17.1 | 13.1 | 9.1 | 7.7 |
| SR Floridia | 8.5 | 11.5 | 15.5 | 19.4 | 22.8 | 24.4 | 24.3 | 21.6 | 17.3 | 13.3 | 9.3 | 7.8 |
| SR Francofonte | 8.3 | 11.4 | 15.4 | 19.2 | 22.8 | 24.3 | 24.2 | 21.4 | 17.1 | 13.1 | 9.1 | 7.7 |
| SR Lentini | 8.3 | 11.3 | 15.4 | 19.2 | 22.7 | 24.3 | 24.2 | 21.4 | 17.1 | 13.1 | 9.1 | 7.7 |
| SR Melilli | 8.4 | 11.5 | 15.5 | 19.3 | 22.8 | 24.4 | 24.3 | 21.5 | 17.2 | 13.2 | 9.2 | 7.8 |
| SR Noto | 8.6 | 10.0 | 15.6 | 19.5 | 22.9 | 24.4 | 24.3 | 21.7 | 17.4 | 13.3 | 9.4 | 7.9 |
| SR Pachino | 8.7 | 10.2 | 15.7 | 19.6 | 23.0 | 24.5 | 24.4 | 21.8 | 17.5 | 13.4 | 9.5 | 8.0 |
| SR Palazzolo Acreide | 8.5 | 11.5 | 15.5 | 19.3 | 22.8 | 24.4 | 24.3 | 21.5 | 17.2 | 13.2 | 9.2 | 7.8 |
| SR Priolo Gargallo | 8.4 | 11.5 | 15.5 | 19.3 | 22.8 | 24.4 | 24.3 | 21.5 | 17.2 | 13.2 | 9.2 | 7.8 |
| SR Rosolini | 8.6 | 10.1 | 15.7 | 19.5 | 22.9 | 24.4 | 24.4 | 21.7 | 17.4 | 13.4 | 9.4 | 7.9 |
| SR Siracusa | 8.5 | 11.6 | 15.6 | 19.4 | 22.9 | 24.4 | 24.3 | 21.6 | 17.3 | 13.3 | 9.3 | 7.8 |
| SR Sortino | 8.4 | 11.5 | 15.5 | 19.3 | 22.8 | 24.4 | 24.2 | 21.5 | 17.2 | 13.2 | 9.1 | 7.7 |
| TP Alcamo | 8.2 | 11.0 | 15.5 | 19.2 | 22.7 | 24.2 | 24.4 | 21.5 | 17.0 | 12.9 | 8.8 | 7.4 |
| TP Calatafimi | 8.2 | 11.1 | 15.5 | 19.3 | 22.8 | 24.2 | 24.4 | 21.5 | 17.0 | 13.0 | 8.9 | 7.4 |
| TP Campobello di Mazara | 8.4 | 11.3 | 15.7 | 19.4 | 22.9 | 24.2 | 24.4 | 21.6 | 17.2 | 13.1 | 9.1 | 7.6 |
| TP Castellammare del Golfo | 8.2 | 11.0 | 15.5 | 19.2 | 22.7 | 24.2 | 24.4 | 21.5 | 17.0 | 12.9 | 8.9 | 7.4 |
| TP Castelvetro | 8.4 | 11.2 | 15.6 | 19.4 | 22.8 | 24.2 | 24.4 | 21.6 | 17.1 | 13.0 | 9.1 | 7.6 |
| TP Erice | 8.3 | 11.1 | 15.6 | 19.4 | 22.8 | 24.2 | 24.4 | 21.5 | 17.0 | 13.0 | 8.9 | 7.5 |
| TP Marsala | 8.5 | 11.3 | 15.7 | 19.5 | 22.8 | 24.2 | 24.4 | 21.6 | 17.2 | 13.1 | 9.1 | 7.6 |
| TP Mazara del Vallo | 8.5 | 11.3 | 15.7 | 19.5 | 22.9 | 24.2 | 24.5 | 21.7 | 17.2 | 13.1 | 9.2 | 7.7 |
| TP Paceco | 8.4 | 11.2 | 15.6 | 19.4 | 22.8 | 24.2 | 24.4 | 21.6 | 17.1 | 13.0 | 9.0 | 7.5 |
| TP Pantelleria | 8.8 | 11.8 | 16.0 | 19.8 | 23.0 | 24.3 | 24.6 | 22.0 | 17.5 | 13.3 | 6.5 | 8.2 |
| TP Partanna | 8.3 | 11.2 | 15.5 | 19.3 | 22.8 | 24.2 | 24.4 | 21.6 | 17.1 | 13.0 | 9.0 | 7.5 |
| TP Petrosino | 8.5 | 11.3 | 15.7 | 19.5 | 22.8 | 24.2 | 24.4 | 21.7 | 17.2 | 13.1 | 9.1 | 7.7 |
| TP Salemi | 8.3 | 11.1 | 15.6 | 19.3 | 22.8 | 24.2 | 24.4 | 21.6 | 17.1 | 13.0 | 9.0 | 7.5 |
| TP Trapani | 8.4 | 11.2 | 15.6 | 19.4 | 22.8 | 24.2 | 24.4 | 21.6 | 17.1 | 13.0 | 9.0 | 7.5 |

RADIAZIONE GLOBALE AL SUOLO (MJ / m² giorno) **media 1994-1999**

| | | gen | feb | mar | apr | mag | giu | lug | ago | set | ott | nov | dic |
|----|-----------|-----|------|------|------|------|------|------|------|------|------|-----|-----|
| TP | Valderice | 8.3 | 11.1 | 15.6 | 19.4 | 22.8 | 24.2 | 24.4 | 21.5 | 17.1 | 13.0 | 8.9 | 7.5 |

SARDEGNA

| | | | | | | | | | | | | | |
|----|---------------------|-----|------|------|------|------|------|------|------|------|------|-----|-----|
| CA | Assemini | 7.7 | 10.6 | 15.4 | 18.7 | 22.3 | 24.1 | 24.2 | 21.3 | 16.7 | 12.4 | 8.5 | 7.0 |
| CA | Cagliari | 7.8 | 10.7 | 15.4 | 18.8 | 22.3 | 24.1 | 24.2 | 21.3 | 16.7 | 12.4 | 8.5 | 7.0 |
| CA | Capoterra | 7.8 | 10.6 | 15.4 | 18.8 | 22.3 | 24.2 | 24.3 | 21.3 | 16.8 | 12.4 | 8.6 | 7.0 |
| CA | Carbonia | 7.9 | 10.6 | 15.5 | 18.9 | 22.3 | 24.2 | 24.3 | 21.4 | 16.8 | 12.4 | 8.6 | 7.1 |
| CA | Carloforte | 8.0 | 10.7 | 15.6 | 19.0 | 22.3 | 24.2 | 24.3 | 21.4 | 16.9 | 12.5 | 8.6 | 7.1 |
| CA | Decimomannu | 7.7 | 10.5 | 15.3 | 18.7 | 22.3 | 24.1 | 24.2 | 21.3 | 16.7 | 12.4 | 8.5 | 6.9 |
| CA | Dolianova | 7.7 | 10.5 | 15.3 | 18.7 | 22.3 | 24.1 | 24.2 | 21.3 | 16.6 | 12.3 | 8.4 | 6.9 |
| CA | Domusnovas | 7.8 | 10.5 | 15.4 | 18.8 | 22.3 | 24.2 | 24.3 | 21.4 | 16.8 | 12.4 | 8.5 | 7.0 |
| CA | Gonnesa | 7.8 | 10.6 | 15.5 | 18.9 | 22.3 | 24.2 | 24.3 | 21.4 | 16.8 | 12.4 | 8.5 | 7.0 |
| CA | Guspini | 7.6 | 10.4 | 15.3 | 18.7 | 22.2 | 24.1 | 24.2 | 21.3 | 16.6 | 12.3 | 8.4 | 6.8 |
| CA | Iglesias | 7.8 | 10.5 | 15.4 | 18.9 | 22.3 | 24.2 | 24.3 | 21.4 | 16.8 | 12.4 | 8.5 | 7.0 |
| CA | Maracalagonis | 7.8 | 10.7 | 15.3 | 18.7 | 22.3 | 24.1 | 24.2 | 21.3 | 16.7 | 12.4 | 8.5 | 7.0 |
| CA | Monserato | 7.8 | 10.7 | 15.4 | 18.7 | 22.3 | 24.1 | 24.2 | 21.3 | 16.7 | 12.4 | 8.5 | 7.0 |
| CA | Portoscuso | 7.9 | 10.7 | 15.5 | 19.0 | 22.3 | 24.2 | 24.3 | 21.4 | 16.8 | 12.5 | 8.6 | 7.1 |
| CA | Pula | 8.0 | 10.8 | 15.5 | 18.9 | 22.4 | 24.2 | 24.3 | 21.4 | 16.8 | 12.5 | 8.7 | 7.2 |
| CA | Quartu Sant'Elena | 7.8 | 10.7 | 15.4 | 18.7 | 22.3 | 24.1 | 24.2 | 21.3 | 16.7 | 12.4 | 8.6 | 7.0 |
| CA | Samassi | 7.6 | 10.4 | 15.2 | 18.6 | 22.2 | 24.1 | 24.2 | 21.3 | 16.6 | 12.3 | 8.4 | 6.8 |
| CA | San Gavino Monreale | 7.6 | 10.3 | 15.2 | 18.7 | 22.2 | 24.1 | 24.2 | 21.3 | 16.6 | 12.3 | 8.4 | 6.8 |
| CA | San Sperate | 7.7 | 10.5 | 15.3 | 18.7 | 22.3 | 24.1 | 24.2 | 21.3 | 16.6 | 12.3 | 8.4 | 6.9 |
| CA | Sanluri | 7.5 | 10.3 | 15.2 | 18.6 | 22.2 | 24.1 | 24.2 | 21.3 | 16.6 | 12.2 | 8.3 | 6.8 |
| CA | Sant'Antioco | 8.0 | 10.7 | 15.6 | 19.0 | 22.3 | 24.2 | 24.3 | 21.5 | 16.9 | 12.5 | 8.6 | 7.2 |
| CA | Selargius | 7.8 | 10.6 | 15.4 | 18.7 | 22.3 | 24.1 | 24.2 | 21.3 | 16.7 | 12.4 | 8.5 | 7.0 |
| CA | Serramanna | 7.6 | 10.4 | 15.3 | 18.7 | 22.3 | 24.1 | 24.2 | 21.3 | 16.6 | 12.3 | 8.4 | 6.8 |
| CA | Serrenti | 7.6 | 10.4 | 15.2 | 18.6 | 22.2 | 24.1 | 24.2 | 21.3 | 16.6 | 12.3 | 8.4 | 6.8 |
| CA | Sestu | 7.7 | 10.6 | 15.3 | 18.7 | 22.3 | 24.1 | 24.2 | 21.3 | 16.7 | 12.4 | 8.5 | 6.9 |
| CA | Sinnai | 7.7 | 10.6 | 15.3 | 18.7 | 22.3 | 24.1 | 24.2 | 21.3 | 16.7 | 12.4 | 8.5 | 6.9 |
| CA | Villacidro | 7.7 | 10.4 | 15.3 | 18.7 | 22.3 | 24.1 | 24.2 | 21.3 | 16.7 | 12.3 | 8.4 | 6.9 |
| CA | Villaputzu | 7.7 | 10.7 | 15.3 | 18.7 | 22.3 | 24.0 | 24.2 | 21.2 | 16.6 | 12.4 | 8.4 | 6.9 |
| NU | Bosa | 7.4 | 10.0 | 15.0 | 18.5 | 22.2 | 24.1 | 24.1 | 21.2 | 16.5 | 12.1 | 8.1 | 6.5 |
| NU | Dorgali | 7.3 | 10.2 | 14.9 | 18.3 | 22.0 | 23.9 | 24.0 | 20.9 | 16.3 | 12.1 | 8.0 | 6.4 |
| NU | Lanusei | 7.4 | 10.4 | 15.0 | 18.5 | 22.1 | 23.9 | 24.0 | 21.0 | 16.4 | 12.2 | 8.2 | 6.6 |
| NU | Macomer | 7.3 | 9.9 | 15.0 | 18.4 | 22.1 | 24.0 | 24.1 | 21.2 | 16.4 | 12.0 | 8.1 | 6.4 |
| NU | Nuoro | 7.2 | 10.0 | 14.9 | 18.3 | 22.0 | 23.9 | 24.0 | 21.0 | 16.2 | 12.0 | 8.0 | 6.4 |
| NU | Orosei | 7.3 | 10.2 | 15.0 | 18.4 | 22.1 | 23.9 | 24.1 | 21.0 | 16.3 | 12.1 | 8.0 | 6.4 |
| NU | Siniscola | 7.3 | 10.2 | 14.9 | 18.3 | 22.0 | 24.0 | 24.1 | 21.0 | 16.3 | 12.0 | 8.0 | 6.4 |
| NU | Tortolì | 7.4 | 10.4 | 15.0 | 18.5 | 22.1 | 23.9 | 24.1 | 21.0 | 16.4 | 12.2 | 8.1 | 6.6 |
| OR | Mogoro | 7.5 | 10.3 | 15.2 | 18.6 | 22.2 | 24.1 | 24.1 | 21.3 | 16.5 | 12.2 | 8.3 | 6.7 |
| OR | Oristano | 7.5 | 10.1 | 15.1 | 18.6 | 22.2 | 24.1 | 24.1 | 21.3 | 16.5 | 12.2 | 8.2 | 6.7 |
| OR | Terralba | 7.5 | 10.2 | 15.2 | 18.6 | 22.2 | 24.1 | 24.2 | 21.3 | 16.6 | 12.2 | 8.3 | 6.7 |
| SS | Alghero | 7.4 | 10.0 | 15.1 | 18.6 | 22.2 | 24.2 | 24.1 | 21.2 | 16.4 | 12.1 | 8.1 | 6.4 |
| SS | Arzachena | 7.1 | 9.8 | 14.8 | 18.1 | 22.0 | 24.1 | 24.0 | 21.0 | 16.2 | 11.8 | 7.8 | 6.2 |
| SS | Buddusò | 7.1 | 9.9 | 14.9 | 18.2 | 22.0 | 23.9 | 24.0 | 21.0 | 16.2 | 11.9 | 8.0 | 6.3 |
| SS | Castelsardo | 7.2 | 9.8 | 14.9 | 18.3 | 22.1 | 24.2 | 24.1 | 21.1 | 16.2 | 11.9 | 7.9 | 6.2 |

RADIAZIONE GLOBALE AL SUOLO (MJ / m² giorno) **media 1994-1999**

| | | gen | feb | mar | apr | mag | giu | lug | ago | set | ott | nov | dic |
|----|-----------------|-----|------|------|------|------|------|------|------|------|------|-----|-----|
| SS | Ittiri | 7.3 | 9.9 | 15.0 | 18.4 | 22.1 | 24.1 | 24.1 | 21.2 | 16.4 | 12.0 | 8.0 | 6.4 |
| SS | La Maddalena | 7.1 | 9.9 | 14.7 | 18.1 | 22.0 | 24.1 | 24.0 | 21.0 | 16.2 | 11.8 | 7.8 | 6.1 |
| SS | Olbia | 7.1 | 10.0 | 14.8 | 18.2 | 22.0 | 24.0 | 24.0 | 21.0 | 16.2 | 11.9 | 7.9 | 6.3 |
| SS | Ossi | 7.3 | 9.9 | 14.9 | 18.4 | 22.1 | 24.1 | 24.1 | 21.1 | 16.3 | 12.0 | 8.0 | 6.3 |
| SS | Ozieri | 7.1 | 9.8 | 14.9 | 18.3 | 22.1 | 24.0 | 24.0 | 21.1 | 16.2 | 11.9 | 8.0 | 6.3 |
| SS | Porto Torres | 7.4 | 10.0 | 15.0 | 18.5 | 22.1 | 24.2 | 24.1 | 21.2 | 16.4 | 12.0 | 8.0 | 6.3 |
| SS | Sassari | 7.3 | 9.9 | 14.9 | 18.4 | 22.1 | 24.1 | 24.1 | 21.1 | 16.3 | 12.0 | 8.0 | 6.3 |
| SS | Sorso | 7.3 | 9.9 | 14.9 | 18.4 | 22.1 | 24.2 | 24.1 | 21.1 | 16.3 | 11.9 | 8.0 | 6.3 |
| SS | Tempio Pausania | 7.1 | 9.8 | 14.8 | 18.2 | 22.0 | 24.0 | 24.0 | 21.0 | 16.2 | 11.8 | 7.9 | 6.2 |

Radiazione nei capoluoghi di regione

Nelle pagine seguenti sono riportati in forma grafica gli andamenti della radiazione media nelle città capoluoghi di regione (per il Trentino-Alto Adige/Süd Tirol sono incluse sia Bolzano/Bozen sia Trento). La media è fatta sugli anni 1994-1999.

Per comodità di consultazione, i valori numerici sono riportati nella tabella qui sotto.

| città | gen | feb | mar | apr | mag | giu | lug | ago | set | ott | nov | dic |
|---------------|------------|------|------|------|------|------|-------------|------|------|------|-----|------------|
| Ancona | 5.6 | 8.3 | 13.7 | 17.6 | 21.5 | 23.5 | 23.5 | 20.0 | 15.4 | 10.5 | 6.3 | 4.8 |
| Aosta / Aoste | 3.6 | 6.2 | 11.8 | 16.0 | 19.4 | 21.8 | 21.5 | 18.2 | 13.6 | 9.4 | 5.4 | 3.6 |
| Bari | 6.7 | 9.3 | 14.3 | 18.3 | 21.9 | 24.1 | 23.9 | 20.9 | 16.3 | 11.7 | 7.5 | 6.1 |
| Bologna | 5.4 | 8.2 | 13.7 | 17.3 | 21.1 | 23.1 | 23.3 | 19.7 | 15.1 | 10.1 | 6.2 | 4.5 |
| Bolzano/Bozen | 4.4 | 7.1 | 12.1 | 15.9 | 19.3 | 20.9 | 21.0 | 17.6 | 13.4 | 9.3 | 5.4 | 3.9 |
| Cagliari | 7.8 | 10.7 | 15.4 | 18.8 | 22.3 | 24.1 | 24.2 | 21.3 | 16.7 | 12.4 | 8.5 | 7.0 |
| Campobasso | 6.4 | 9.0 | 13.7 | 18.0 | 21.7 | 23.7 | 23.4 | 20.4 | 15.8 | 11.2 | 7.3 | 5.8 |
| Catanzaro | 7.2 | 10.0 | 14.7 | 18.4 | 22.1 | 24.1 | 23.7 | 21.0 | 16.4 | 12.3 | 8.3 | 6.7 |
| Firenze | 5.7 | 8.4 | 13.5 | 17.0 | 21.1 | 23.0 | 23.2 | 19.8 | 15.0 | 10.3 | 6.6 | 5.0 |
| Genova | 5.5 | 8.3 | 13.6 | 17.4 | 20.7 | 23.0 | 23.0 | 19.5 | 14.6 | 9.8 | 6.2 | 4.5 |
| L'Aquila | 6.2 | 8.6 | 13.6 | 17.3 | 21.2 | 23.0 | 22.9 | 19.9 | 15.2 | 11.0 | 7.0 | 5.4 |
| Milano | 5.2 | 8.1 | 13.6 | 17.3 | 20.4 | 22.6 | 22.7 | 19.3 | 14.3 | 9.6 | 5.9 | 4.3 |
| Napoli | 6.9 | 9.6 | 14.1 | 18.1 | 21.9 | 23.9 | 23.7 | 20.9 | 16.2 | 11.8 | 7.8 | 6.1 |
| Palermo | 8.0 | 11.0 | 15.4 | 19.1 | 22.7 | 24.2 | 24.3 | 21.3 | 16.9 | 12.9 | 8.7 | 7.3 |
| Perugia | 6.0 | 8.6 | 13.6 | 17.2 | 21.4 | 23.1 | 23.2 | 19.9 | 15.3 | 10.6 | 6.9 | 5.2 |
| Potenza | 6.7 | 9.1 | 13.9 | 17.9 | 21.7 | 23.7 | 23.3 | 20.5 | 15.9 | 11.5 | 7.7 | 6.2 |
| Roma | 6.9 | 9.4 | 14.2 | 17.7 | 21.9 | 23.6 | 23.7 | 20.6 | 15.8 | 11.4 | 7.6 | 5.7 |
| Torino | 5.0 | 8.1 | 13.3 | 17.1 | 20.0 | 22.4 | 22.2 | 18.8 | 14.1 | 9.8 | 6.1 | 4.5 |
| Trento | 4.9 | 7.7 | 12.8 | 16.4 | 19.6 | 21.4 | 21.6 | 18.2 | 13.8 | 9.5 | 5.7 | 4.2 |
| Trieste | 4.8 | 7.7 | 12.5 | 16.3 | 20.2 | 22.0 | 22.2 | 18.9 | 14.0 | 9.4 | 5.6 | 3.9 |
| Venezia | 5.1 | 8.1 | 13.2 | 17.0 | 20.7 | 22.7 | 22.9 | 19.4 | 14.7 | 9.8 | 5.9 | 4.1 |

Pagine 150-166: omesse

Insolazione annua media 1994-1999

In questa tabella, a solo scopo di una rapida consultazione, forniamo l'insolazione annua media stimata sul periodo 1994-1999 per gli stessi 1614 comuni per i quali abbiamo dato la radiazione giornaliera media nelle altre tabelle. Per non appesantire eccessivamente la pubblicazione, riportiamo l'elenco in ordine alfabetico generale, troncando i nomi dei comuni al decimo carattere: in caso d'omonimia parziale è comunque facile individuare il comune d'interesse dalla sigla della provincia. I valori sono dati in MJ/m²anno.

La tabella, in una forma più completa e adatta all'elaborazione, è fornita nel sito FTP di cui abbiamo dato l'indirizzo a pagina 39.

Tabella 20
Insolazione annua media 1994-1999

| | | | | | | | | | | | |
|------------|----|------|------------|----|------|------------|----|------|------------|----|------|
| Abano Term | PD | 5029 | Anzio | RM | 5532 | Balestrate | PA | 5895 | Bovalino | RC | 5786 |
| Abbadia Sa | SI | 5329 | Anzola del | BO | 5131 | Barano d'I | NA | 5613 | Bovisio-Ma | MI | 4947 |
| Abbategra | MI | 5017 | Aosta / Ao | AO | 4617 | Barberino | FI | 5135 | Bovolone | VR | 5051 |
| Acate | RG | 5981 | Apice | BN | 5440 | Barcellona | ME | 5790 | Bozen | BZ | 4607 |
| Acerra | NA | 5498 | Appiano su | BZ | 4628 | Bareggio | MI | 4997 | Bra | CN | 5049 |
| Aci Castel | CT | 5875 | Apricena | FG | 5461 | Barga | LU | 5114 | Bracciano | RM | 5464 |
| Aci Catena | CT | 5863 | Aprilia | LT | 5494 | Barge | CN | 4914 | Breganze | VI | 4914 |
| Aci Sant'A | CT | 5861 | Aquino | FR | 5391 | Bari | BA | 5547 | Breno | BS | 4721 |
| Acireale | CT | 5859 | Aragona | AG | 5939 | Barletta | BA | 5517 | Brescia | BS | 4945 |
| Acquapende | VT | 5346 | Arcevia | AN | 5178 | Baronissi | SA | 5496 | Bressanone | BZ | 4498 |
| Acquaviva | BA | 5551 | Arco | TN | 4805 | Barrafranc | EN | 5916 | Bresso | MI | 4978 |
| Acquedolci | ME | 5812 | Arcore | MI | 4933 | Bassano de | VI | 4898 | Brindisi | BR | 5614 |
| Acqui Term | AL | 5083 | Arcugnano | VI | 4991 | Bastia | PG | 5229 | Brisighell | RA | 5131 |
| Acri | CS | 5599 | Ardea | RM | 5509 | Battipagli | SA | 5494 | Brixen | BZ | 4498 |
| Adelfia | BA | 5551 | Arenzano | GE | 5093 | Beinasco | TO | 4926 | Broni | PV | 5064 |
| Adrano | CT | 5836 | Arese | MI | 4975 | Belgioioso | PV | 5057 | Bronte | CT | 5818 |
| Adria | RO | 5084 | Arezzo | AR | 5186 | Bellante | TE | 5281 | Brugherio | MI | 4969 |
| Afragola | NA | 5513 | Argelato | BO | 5132 | Bellaria-I | RN | 5132 | Brugine | PD | 5043 |
| Agira | EN | 5845 | Argenta | FE | 5127 | Bellizzi | SA | 5498 | Bruneck | BZ | 4439 |
| Agliana | PT | 5146 | Ariano Irp | AV | 5438 | Belluno | BL | 4734 | Brunico | BZ | 4439 |
| Agnone | IS | 5353 | Ariano nel | RO | 5092 | Belpasso | CT | 5858 | Brusciano | NA | 5500 |
| Agrate Bri | MI | 4953 | Ariccia | RM | 5464 | Belvedere | CS | 5602 | Buccinasco | MI | 5011 |
| Agrigento | AG | 5958 | Arona | NO | 4841 | Benevento | BN | 5440 | Buccino | SA | 5457 |
| Agropoli | SA | 5558 | Artena | RM | 5414 | Bergamo | BG | 4880 | Buddusò | SS | 5616 |
| Ahrntal | BZ | 4370 | Arzachena | SS | 5595 | Bernalda | MT | 5573 | Budrio | BO | 5133 |
| Aidone | EN | 5891 | Arzano | NA | 5521 | Berra | FE | 5095 | Buia | UD | 4693 |
| Airola | BN | 5459 | Arzignano | VI | 4981 | Besana in | MI | 4907 | Busca | CN | 4991 |
| Ala | TN | 4880 | Ascea | SA | 5571 | Biancavill | CT | 5843 | Busseto | PR | 5084 |
| Alassio | SV | 5169 | Asciano | SI | 5252 | Biassono | MI | 4936 | Bussolengo | VR | 4983 |
| Alatri | FR | 5354 | Ascoli Pic | AP | 5244 | Bibbiena | AR | 5148 | Bussoleno | TO | 4754 |
| Alba | CN | 5070 | Ascoli Sat | FG | 5460 | Biella | BI | 4830 | Busto Arsi | VA | 4943 |
| Albanella | SA | 5503 | Asiago | VI | 4853 | Bisacquino | PA | 5903 | Busto Garo | MI | 4972 |
| Albano Laz | RM | 5462 | Asola | MN | 5054 | Bisceglie | BA | 5529 | Butera | CL | 5962 |
| Albenga | SV | 5161 | Asolo | TV | 4886 | Bisignano | CS | 5595 | Caccamo | PA | 5861 |
| Alberobell | BA | 5578 | Assemini | CA | 5781 | Bitonto | BA | 5541 | Cadeo | PC | 5076 |
| Albignaseg | PD | 5035 | Assisi | PG | 5222 | Bivona | AG | 5904 | Cadoneghe | PD | 5008 |
| Albinea | RE | 5108 | Asti | AT | 5070 | Bojano | CB | 5395 | Caerano di | TV | 4894 |
| Albino | BG | 4830 | Atessa | CH | 5362 | Bollate | MI | 4973 | Cagli | PS | 5168 |
| Albisola S | SV | 5102 | Atri | TE | 5304 | Bologna | BO | 5136 | Calgiari | CA | 5792 |
| Alcamo | TP | 5899 | Atripalda | AV | 5463 | Bolzano | BZ | 4607 | Cagnano Va | FG | 5479 |
| Alessandri | AL | 5075 | Augusta | SR | 5952 | Bomporto | MO | 5126 | Caiazzo | CE | 5446 |
| Alessandri | AG | 5911 | Aulla | MS | 5089 | Bondeno | FE | 5118 | Cairo Mont | SV | 5095 |
| Alfonsine | RA | 5126 | Avellino | AV | 5463 | Bordighera | IM | 5222 | Caivano | NA | 5509 |
| Alghero | SS | 5685 | Aversa | CE | 5510 | Borgaro To | TO | 4908 | Calatafimi | TP | 5912 |
| Alife | CE | 5416 | Avetrana | TA | 5638 | Borgetto | PA | 5884 | Calci | PI | 5189 |
| Alpignano | TO | 4882 | Avezzano | AQ | 5286 | Borghetto | SV | 5140 | Calderara | BO | 5131 |
| Altamura | BA | 5534 | Aviano | PN | 4760 | Borgia | CZ | 5673 | Calenzano | FI | 5149 |
| Altavilla | SA | 5492 | Avigliana | TO | 4843 | Borgo a Mo | LU | 5130 | Calitri | AV | 5448 |
| Altopascio | LU | 5164 | Avigliano | PZ | 5454 | Borgo San | CN | 5025 | Calolzioco | LC | 4844 |
| Alzano Lom | BG | 4860 | Avola | SR | 6007 | Borgo San | FI | 5137 | Caltabello | AG | 5925 |
| Amantea | CS | 5649 | Azzano Dec | PN | 4840 | Borgo Val | PR | 5071 | Caltagiron | CT | 5933 |
| Amelia | TR | 5338 | Bacoli | NA | 5577 | Borgo Vals | TN | 4789 | Caltanisse | CL | 5896 |
| Anagni | FR | 5369 | Badia Pole | RO | 5089 | Borgomaner | NO | 4862 | Calusco d' | BG | 4903 |
| Ancona | AN | 5226 | Bagheria | PA | 5864 | Borgonovo | PC | 5066 | Caluso | TO | 4912 |
| Andrano | LE | 5694 | Bagnacaval | RA | 5130 | Borgosesia | VC | 4809 | Calvizzano | NA | 5532 |
| Andria | BA | 5517 | Bagnara Ca | RC | 5753 | Bosa | NU | 5683 | Camaiore | LU | 5142 |
| Anghiari | AR | 5165 | Bagno a Ri | FI | 5160 | Boscoreale | NA | 5532 | Camerano | AN | 5233 |
| Anghi | SA | 5528 | Bagno di R | FO | 5135 | Boscotreca | NA | 5531 | Cameri | NO | 4976 |
| Anguillara | RM | 5450 | Bagnolo Me | BS | 4986 | Botricello | CZ | 5711 | Camerino | MC | 5201 |

| | | | | | | | | | | | |
|------------|----|------|-------------|----|------|------------|----|------|-------------|----|------|
| Camerota | SA | 5574 | Casamassim | BA | 5552 | Catanzaro | CZ | 5671 | Civitavecce | RM | 5499 |
| Campagna | SA | 5475 | Casandrino | NA | 5521 | Catenanuov | EN | 5857 | Civitella | AR | 5200 |
| Campagnano | RM | 5431 | Casarano | LE | 5687 | Cattolica | RN | 5151 | Cles | TN | 4637 |
| Campi Bise | FI | 5158 | Casatenovo | LC | 4905 | Cattolica | AG | 5944 | Clusone | BG | 4749 |
| Campi Sale | LE | 5635 | Casavatore | NA | 5528 | Caulonia | RC | 5750 | Codigoro | FE | 5105 |
| Campiglia | LI | 5359 | Cascina | PI | 5201 | Cava de' T | SA | 5517 | Codogno | LO | 5057 |
| Camplic | TE | 5259 | Caselle To | TO | 4892 | Cavarzere | VE | 5069 | Codroipo | UD | 4799 |
| Campobasso | CB | 5401 | Caserta | CE | 5474 | Cavezzo | MO | 5121 | Colico | LC | 4655 |
| Campobello | AG | 5954 | Casoli | CH | 5340 | Cavour | TO | 4923 | Colle di V | SI | 5237 |
| Campobello | TP | 5959 | Casorate P | PV | 5035 | Cavriago | RE | 5110 | Collecchio | PR | 5093 |
| Campodarse | PD | 4995 | Casoria | NA | 5526 | Caviglia | AR | 5192 | Colleferro | RM | 5399 |
| Campofelic | PA | 5852 | Cassano al | CS | 5574 | Ceccano | FR | 5400 | Collegno | TO | 4906 |
| Campoforni | UD | 4769 | Cassano d' | MI | 4964 | Cecina | LI | 5302 | Collesalve | LI | 5231 |
| Campomarin | CB | 5433 | Cassano de | BA | 5550 | Cefalù | PA | 5844 | Cologna Ve | VR | 5041 |
| Campomoro | GE | 5073 | Cassano Ma | VA | 4918 | Ceglie Mes | BR | 5598 | Cologno Mo | MI | 4976 |
| Camponogar | VE | 5023 | Cassina de | MI | 4977 | Celano | AQ | 5273 | Colognola | VR | 5006 |
| Camposampi | PD | 4970 | Cassino | FR | 5385 | Cellole | CE | 5477 | Colorno | PR | 5098 |
| Canegrate | MI | 4966 | Cassola | VI | 4914 | Cento | FE | 5131 | Comacchio | FE | 5109 |
| Canelli | AT | 5081 | Castagneto | LI | 5331 | Centuripe | EN | 5843 | Comiso | RG | 5995 |
| Caneva | PN | 4809 | Casteggio | PV | 5067 | Ceprano | FR | 5386 | Como | CO | 4864 |
| Canicatti | AG | 5932 | Castel Bol | RA | 5130 | Cercola | NA | 5523 | Concesio | BS | 4911 |
| Canicattin | SR | 5980 | Castel d'A | VR | 5027 | Cerda | PA | 5855 | Concordia | VE | 4886 |
| Canino | VT | 5417 | Castel di | CT | 5871 | Cerea | VR | 5068 | Concorezzo | MI | 4954 |
| Cannobio | VB | 4686 | Castel di | AQ | 5330 | Cerignola | FG | 5487 | Conegliano | TV | 4850 |
| Canosa di | BA | 5501 | Castel di | AQ | 5330 | Cernobbio | CO | 4835 | Conselice | RA | 5132 |
| Cantù | CO | 4898 | Castel Gof | MN | 5034 | Cernusco s | MI | 4974 | Conselve | PD | 5061 |
| Caorle | VE | 4934 | Castel Mad | RM | 5371 | Cernusco s | MI | 4974 | Conversano | BA | 5561 |
| Capaccio | SA | 5518 | Castel Mag | BO | 5134 | Cerro Magg | MI | 4957 | Copertino | LE | 5650 |
| Capaci | PA | 5878 | Castel San | SA | 5499 | Certaldo | FI | 5211 | Copparo | FE | 5111 |
| Capannori | LU | 5156 | Castel San | PC | 5063 | Cerveteri | RM | 5492 | Corato | BA | 5524 |
| Capistrell | AQ | 5299 | Castel San | BO | 5134 | Cervia | RA | 5128 | Corbetta | MI | 4999 |
| Capo d'Orl | ME | 5806 | Castel Vol | CE | 5524 | Cervignano | UD | 4829 | Corchiano | PG | 5236 |
| Capoterra | CA | 5801 | Castelbuon | PA | 5839 | Cervinara | AV | 5463 | Corchiano | PG | 5236 |
| Capri | NA | 5617 | Castelfida | AN | 5236 | Cesano Bos | MI | 5005 | Cordenons | PN | 4802 |
| Caprino Ve | VR | 4933 | Castelfior | FI | 5205 | Cesano Mad | MI | 4943 | Cori | LT | 5435 |
| Capua | CE | 5471 | Castelfort | LT | 5449 | Cesate | MI | 4954 | Coriano | RN | 5145 |
| Capurso | BA | 5554 | Castelfran | PI | 5192 | Cesena | FO | 5130 | Corigliano | CS | 5605 |
| Caraglio | CN | 5000 | Castelfran | MO | 5127 | Cesenatico | FO | 5132 | Corinaldo | AN | 5180 |
| Carapelle | FG | 5474 | Castelfran | TV | 4939 | Cetraro | CS | 5614 | Corleone | PA | 5885 |
| Carate Bri | MI | 4917 | Castellaba | SA | 5580 | Ceva | CN | 5086 | Cormano | MI | 4972 |
| Caravaggio | BG | 4971 | Castellalt | TE | 5282 | Chiampo | VI | 4969 | Cormons | GO | 4762 |
| Carbonia | CA | 5816 | Castellamm | TP | 5902 | Chianciano | SI | 5275 | Cornaredo | MI | 4992 |
| Carcare | SV | 5098 | Castellamm | NA | 5548 | Chiaromont | RG | 5972 | Correggio | RE | 5117 |
| Cardano al | VA | 4928 | Castellamo | TO | 4830 | Chiaravall | AN | 5208 | Correzzola | PD | 5053 |
| Cardito | NA | 5509 | Castellana | BA | 5569 | Chiaravall | CZ | 5693 | Corridonia | MC | 5236 |
| Cariati | CS | 5669 | Castellane | TA | 5574 | Chiari | BS | 4945 | Corsico | MI | 5008 |
| Carini | PA | 5882 | Castellanz | VA | 4947 | Chiavari | GE | 5083 | Cortina d' | BL | 4546 |
| Carlentini | SR | 5927 | Castellara | RE | 5116 | Chiavenna | SO | 4540 | Cortona | AR | 5222 |
| Carloforte | CA | 5830 | Castelleon | CR | 5032 | Chieri | TO | 4995 | Cosenza | CS | 5618 |
| Carmagnola | TO | 5006 | Castellucc | MN | 5073 | Chieti | CH | 5327 | Cossato | BI | 4862 |
| Carmiano | LE | 5644 | Castelnovo | RE | 5109 | Chioggia | VE | 5044 | Costa Volp | BG | 4786 |
| Caronno Pe | VA | 4955 | Castelnovo | RE | 5095 | Chiusi | SI | 5283 | Costigliol | AT | 5077 |
| Carovigno | BR | 5599 | Castelnuov | SI | 5229 | Chivasso | TO | 4953 | Creazzo | VI | 4979 |
| Carpaneto | PC | 5075 | Castelnuov | MO | 5123 | Ciampino | RM | 5458 | Crema | CR | 5015 |
| Carpenedol | BS | 5010 | Castelnuov | AL | 5068 | Cicciano | NA | 5480 | Cremona | CR | 5066 |
| Carpi | MO | 5120 | Castelrott | BZ | 4573 | Cingoli | MC | 5204 | Crescentin | VC | 4998 |
| Carpineto | RM | 5423 | Castelsard | SS | 5628 | Cinisello | MI | 4971 | Crevalcore | BO | 5130 |
| Carrara | MS | 5113 | Castelterm | AG | 5901 | Cinquefron | RC | 5721 | Crispano | NA | 5511 |
| Carsoli | AQ | 5307 | Castelvetr | TP | 5946 | Ciriè | TO | 4857 | Crispiano | TA | 5593 |
| Cartoceto | PS | 5166 | Castelvetr | MO | 5123 | Cirò | KR | 5698 | Crosia | CS | 5642 |
| Carugate | MI | 4965 | Castenaso | BO | 5133 | Cirò Marin | KR | 5710 | Crotone | KR | 5737 |
| Casagiove | CE | 5472 | Castenedol | BS | 4968 | Cislago | VA | 4928 | Cuneo | CN | 5026 |
| Casal di P | CE | 5506 | Castiglion | AR | 5208 | Cisterna d | LT | 5464 | Cuornè | TO | 4800 |
| Casalbordi | CH | 5381 | Castiglion | BO | 5127 | Cisternino | BR | 5589 | Curtatone | MN | 5077 |
| Casale Mon | AL | 5053 | Castiglion | PG | 5250 | Città dell | PG | 5294 | Cusano Mil | MI | 4972 |
| Casalecchi | BO | 5134 | Castiglion | GR | 5412 | Città di C | PG | 5179 | Cutro | KR | 5715 |
| Casalgrand | RE | 5116 | Castiglion | MN | 5008 | Città Sant | PE | 5316 | Dalmine | BG | 4908 |
| Casalmaggi | CR | 5094 | Castro dei | FR | 5404 | Cittadella | PD | 4944 | Darfo Boar | BS | 4757 |
| Casalnuovo | NA | 5510 | Castrocaro | FO | 5130 | Cittanova | RC | 5735 | Decimomann | CA | 5775 |
| Casalpuste | LO | 5055 | Castrollibe | CS | 5620 | Cividale d | UD | 4721 | Deruta | PG | 5256 |
| Casaluce | CE | 5504 | Castrovill | CS | 5562 | Civita Cas | VT | 5393 | Desenzano | BS | 4975 |
| | | | Catania | CT | 5880 | Civitanova | MC | 5261 | Desio | MI | 4945 |

| | | | | | | | | | | | |
|------------|----|------|------------|----|------|------------|----|------|------------|----|------|
| Diano Mari | IM | 5193 | Franravill | CH | 5344 | Grottamina | AV | 5438 | Lequile | LE | 5651 |
| Dolianaova | CA | 5760 | Franravill | BR | 5613 | Grottammar | AP | 5290 | Lercara Fr | PA | 5876 |
| Dolo | VE | 5011 | Francofont | SR | 5929 | Grugliasco | TO | 4908 | Lerici | SP | 5115 |
| Domodossol | VB | 4596 | Frascati | RM | 5441 | Grumo Appu | BA | 5541 | Lesina | FG | 5458 |
| Domusnovas | CA | 5787 | Frattamagg | NA | 5511 | Grumo Neva | NA | 5517 | Levanto | SP | 5104 |
| Dorgali | NU | 5642 | Frattamino | NA | 5511 | Gualdo Cat | PG | 5254 | Leverano | LE | 5649 |
| Dronero | CN | 4977 | Frosinone | FR | 5377 | Gualdo Tad | PG | 5195 | Levico Ter | TN | 4800 |
| Dueville | VI | 4946 | Fucecchio | FI | 5183 | Guardavall | CZ | 5735 | Licata | AG | 5995 |
| Duino-Auri | TS | 4806 | Fuscaldo | CS | 5618 | Guardia Sa | BN | 5426 | Lignano Sa | UD | 4885 |
| Eboli | SA | 5486 | Fusignano | RA | 5130 | Guardiagre | CH | 5330 | Limbiate | MI | 4954 |
| Empoli | FI | 5180 | Gabicce Ma | PS | 5152 | Guastalla | RE | 5105 | Linguaglos | CT | 5813 |
| Enna | EN | 5868 | Gaeta | LT | 5490 | Gubbio | PG | 5187 | Lioni | AV | 5447 |
| Eppan an d | BZ | 4628 | Gaggiano | MI | 5013 | Guglionesi | CB | 5422 | Lipari | ME | 5821 |
| Eraclea | VE | 4948 | Gagliano d | LE | 5717 | Guidonia M | RM | 5394 | Lissone | MI | 4943 |
| Erba | CO | 4848 | Galatina | LE | 5666 | Guspini | CA | 5754 | Livorno | LI | 5247 |
| Ercolano | NA | 5536 | Galatone | LE | 5667 | Gussago | BS | 4912 | Lizzano | TA | 5626 |
| Erice | TP | 5929 | Galbiate | LC | 4839 | Iesolo | VE | 4964 | Loano | SV | 5141 |
| Este | PD | 5060 | Gallarate | VA | 4920 | Iglesias | CA | 5792 | Locorotond | BA | 5580 |
| Fabbrico | RE | 5112 | Galliate | NO | 4988 | Imola | BO | 5134 | Locri | RC | 5774 |
| Fabriano | AN | 5186 | Gallipoli | LE | 5680 | Imperia | IM | 5202 | Lodi | LO | 5029 |
| Fabrica di | VT | 5400 | Gambettola | FO | 5132 | Impruneta | FI | 5176 | Lonate Poz | VA | 4945 |
| Faenza | RA | 5132 | Gambolò | PV | 5044 | Incisa in | FI | 5164 | Lonato | BS | 4974 |
| Fagagna | UD | 4736 | Gandino | BG | 4800 | Induno Olo | VA | 4830 | Longobucco | CS | 5622 |
| Fagnano Ol | VA | 4924 | Gangi | PA | 5840 | Irsina | MT | 5506 | Lonigo | VI | 5025 |
| Falconara | AN | 5213 | Garbagnate | MI | 4964 | Ischia | NA | 5600 | Loreto | AN | 5242 |
| Fano | PS | 5178 | Gardone Va | BS | 4871 | Iseo | BS | 4876 | Loreto Apr | PE | 5301 |
| Fara in Sa | RI | 5348 | Garlasco | PV | 5056 | Isernia | IS | 5366 | Lucca | LU | 5157 |
| Farra di S | TV | 4840 | Gassino To | TO | 4960 | Isola del | FR | 5345 | Lucera | FG | 5452 |
| Fasano | BR | 5580 | Gattinara | VC | 4880 | Isola dell | VR | 5049 | Lugero | RA | 5133 |
| Favara | AG | 5952 | Gavardo | BS | 4924 | Isola di C | KR | 5748 | Luino | VA | 4736 |
| Felino | PR | 5094 | Gavirate | VA | 4823 | Ispica | RG | 6026 | Lumezzane | BS | 4889 |
| Feltre | BL | 4790 | Gavorrano | GR | 5371 | Itri | LT | 5474 | Lusciano | CE | 5515 |
| Ferentino | FR | 5369 | Gazzo Vero | VR | 5078 | Ittiri | SS | 5656 | Luserna Sa | TO | 4874 |
| Fermignano | PS | 5160 | Gela | CL | 5986 | Ivrea | TO | 4829 | Luzzi | CS | 5602 |
| Fermo | AP | 5262 | Gemona del | UD | 4669 | Jesi | AN | 5204 | Macerata | MC | 5226 |
| Ferrandina | MT | 5536 | Genova | GE | 5083 | Kastelruth | BZ | 4573 | Macomer | NU | 5658 |
| Ferrara | FE | 5120 | Genzano di | PZ | 5485 | La Maddale | SS | 5584 | Maddaloni | CE | 5482 |
| Fiano Roma | RM | 5387 | Genzano di | RM | 5463 | La Spezia | SP | 5110 | Magenta | MI | 4999 |
| Fidenza | PR | 5089 | Ghedi | BS | 4998 | Ladispoli | RM | 5509 | Magione | PG | 5239 |
| Fiesole | FI | 5149 | Giarre | CT | 5835 | Lainate | MI | 4969 | Maglie | LE | 5673 |
| Figline Va | FI | 5175 | Giaveno | TO | 4838 | Laives | BZ | 4637 | Maiolati S | AN | 5193 |
| Filadelfia | VV | 5670 | Giffoni Va | SA | 5480 | Lamezia Te | CZ | 5648 | Malalbergo | BO | 5131 |
| Finale Emi | MO | 5125 | Ginosa | TA | 5566 | Lanciano | CH | 5355 | Malnate | VA | 4863 |
| Finale Lig | SV | 5135 | Gioia del | BA | 5561 | Langhirano | PR | 5093 | Malo | VI | 4934 |
| Fiorano Mo | MO | 5119 | Gioia Taur | RC | 5731 | Lanusei | NU | 5682 | Manciano | GR | 5409 |
| Fiorenzuol | PC | 5080 | Gioiosa lo | RC | 5752 | Lanzo Tori | TO | 4804 | Mandello d | LC | 4785 |
| Firenze | FI | 5160 | Giovinazzo | BA | 5539 | L'Aquila | AQ | 5249 | Manduria | TA | 5627 |
| Fisciano | SA | 5489 | Girifalco | CZ | 5668 | Lari | PI | 5232 | Manerbio | BS | 5015 |
| Fiuggi | FR | 5349 | Giugliano | NA | 5525 | Larino | CB | 5422 | Manfredoni | FG | 5491 |
| Fiumicino | RM | 5524 | Giulianova | TE | 5303 | Lastra a S | FI | 5165 | Maniago | PN | 4718 |
| Fivizzano | MS | 5090 | Giussano | MI | 4910 | Laterza | TA | 5564 | Manoppello | PE | 5308 |
| Floridia | SR | 5975 | Goito | MN | 5052 | Latiano | BR | 5613 | Mantova | MN | 5075 |
| Foggia | FG | 5468 | Gonnesa | CA | 5802 | Latina | LT | 5485 | Manzano | UD | 4761 |
| Foiano del | AR | 5234 | Gorgonzola | MI | 4970 | Latisana | UD | 4868 | Maracalago | CA | 5781 |
| Folignano | AP | 5253 | Gorizia | GO | 4751 | Latronico | PZ | 5515 | Maranello | MO | 5121 |
| Foligno | PG | 5233 | Gozzano | NO | 4827 | Lauria | PZ | 5518 | Marano di | NA | 5535 |
| Follo | SP | 5100 | Gradisca d | GO | 4783 | Lavagna | GE | 5083 | Maratea | PZ | 5533 |
| Follonica | GR | 5384 | Grado | GO | 4869 | Lavello | PZ | 5472 | Marcaria | MN | 5076 |
| Fondi | LT | 5450 | Gragnano | NA | 5547 | Lavena Pon | VA | 4766 | Marcianise | CE | 5486 |
| Fontanafre | PN | 4804 | Grammichel | CT | 5933 | Laveno-Mom | VA | 4767 | Marcon | VE | 4972 |
| Fontanella | PR | 5094 | Granarolo | BO | 5137 | Lecce | LE | 5648 | Marcon di | TV | 4864 |
| Forio | NA | 5614 | Grassano | MT | 5509 | Lecco | LC | 4819 | Margherita | FG | 5506 |
| Forlì | FO | 5130 | Gravellona | VB | 4729 | Legnago | VR | 5067 | Mariano Co | CO | 4912 |
| Forlimpopo | FO | 5131 | Gravina di | CT | 5864 | Legnano | MI | 4957 | Marigliano | NA | 5494 |
| Formello | RM | 5436 | Gravina in | BA | 5522 | Leifers | BZ | 4637 | Marineo | PA | 5871 |
| Formia | LT | 5478 | Grazzanise | CE | 5486 | Leini | TO | 4915 | Marino | RM | 5454 |
| Formigine | MO | 5119 | Greve in C | FI | 5189 | Lendinara | RO | 5093 | Marostica | VI | 4905 |
| Fornovo di | PR | 5087 | Grezzano | VR | 4973 | Leno | BS | 5006 | Marsala | TP | 5963 |
| Fossalta d | VE | 4864 | Grosseto | GR | 5394 | Lentate su | MI | 4924 | Marsciano | PG | 5276 |
| Fossano | CN | 5040 | Grottaferr | RM | 5445 | Lentini | SR | 5925 | Marsico Nu | PZ | 5466 |
| Fossombron | PS | 5164 | Grottaglie | TA | 5608 | Leonforte | EN | 5852 | Martellago | VE | 4974 |

| | | | | | | | | | | | |
|------------|----|------|-------------|----|------|------------|----|------|------------|----|------|
| Martina Fr | TA | 5586 | Montagnana | PD | 5062 | Nicosia | EN | 5837 | Palagonia | CT | 5905 |
| Martinsicu | TE | 5298 | Montalbano | MT | 5565 | Nicotera | VV | 5718 | Palazzo Sa | PZ | 5481 |
| Maruggio | TA | 5639 | Montalcino | SI | 5299 | Niscemi | CL | 5958 | Palazzolo | SR | 5966 |
| Mascalucia | CT | 5861 | Montalto d | VT | 5458 | Nizza Monf | AT | 5078 | Palazzolo | BS | 4918 |
| Massa | MS | 5123 | Montalto U | CS | 5609 | Noale | VE | 4976 | Palermo | PA | 5872 |
| Massa Lubr | NA | 5586 | Monte Arge | GR | 5478 | Nocera Inf | SA | 5510 | Palestrina | RM | 5397 |
| Massa Mari | GR | 5345 | Monte di P | NA | 5579 | Nocera Sup | SA | 5506 | Palma Camp | NA | 5498 |
| Massafra | TA | 5588 | Monte San | FR | 5362 | Nocera Tir | CZ | 5650 | Palma di M | AG | 5976 |
| Massarosa | LU | 5155 | Monte San | AR | 5219 | Nocera Umb | PG | 5204 | Palmanova | UD | 4804 |
| Matelica | MC | 5192 | Monte Sant | FG | 5493 | Noceto | PR | 5093 | Palmi | RC | 5740 |
| Matera | MT | 5547 | Montebello | RC | 5811 | Noci | BA | 5571 | Palo del C | BA | 5537 |
| Matino | LE | 5683 | Montebellu | TV | 4894 | Nogara | VR | 5071 | Palombara | RM | 5371 |
| Mattinata | FG | 5499 | Montecassi | MC | 5224 | Noicattaro | BA | 5557 | Panicale | PG | 5273 |
| Mazara del | TP | 5971 | Montecatini | PT | 5150 | Nola | NA | 5485 | Pantelleri | TP | 5981 |
| Mazzarino | CL | 5929 | Montecchio | VI | 4990 | Nonantola | MO | 5127 | Paola | CS | 5624 |
| Meda | MI | 4926 | Montecorvi | SA | 5481 | None | TO | 4940 | Parabiago | MI | 4967 |
| Mede | PV | 5066 | Montefalco | PG | 5245 | Notaresco | TE | 5296 | Parabita | LE | 5681 |
| Medicina | BO | 5133 | Montefiasc | VT | 5385 | Noto | SR | 6008 | Parma | PR | 5101 |
| Melcola | FO | 5131 | Monteforte | VR | 5011 | Nova Milan | MI | 4961 | Partanna | TP | 5930 |
| Melegnano | MI | 5023 | Monteforte | AV | 5471 | Nova Siri | MT | 5578 | Partinico | PA | 5885 |
| Melendugno | LE | 5658 | Montegiorg | AP | 5237 | Novafeltri | PS | 5137 | Pasiano di | PN | 4856 |
| Melfi | PZ | 5463 | Montegrana | AP | 5252 | Novara | NO | 4991 | Paternò | CT | 5855 |
| Melilli | SR | 5955 | Montegrott | PD | 5039 | Novate Mil | MI | 4979 | Patti | ME | 5797 |
| Melito di | NA | 5525 | Montella | AV | 5457 | Novellara | RE | 5112 | Paullo | MI | 5008 |
| Melito di | RC | 5825 | Montelupo | FI | 5175 | Noventa Vi | VI | 5054 | Pavia | PV | 5055 |
| Melzo | MI | 4984 | Montemarci | AN | 5206 | Novi di Mo | MO | 5114 | Pavullo ne | MO | 5117 |
| Menfi | AG | 5944 | Montemilet | AV | 5444 | Novi Ligur | AL | 5071 | Pelago | FI | 5148 |
| Mentana | RM | 5405 | Montemurlo | PO | 5141 | Nuoro | NU | 5628 | Penne | PE | 5295 |
| Meolo | VE | 4944 | Montenero | CB | 5404 | Nusco | AV | 5449 | Pergine Va | TN | 4780 |
| Meran | BZ | 4520 | Monteprand | AP | 5283 | Occhiobell | RO | 5115 | Pergola | PS | 5172 |
| Merano | BZ | 4520 | Montepulci | SI | 5270 | Oderzo | TV | 4887 | Pero | MI | 4985 |
| Merate | LC | 4896 | Monteriggi | SI | 5239 | Offanengo | CR | 5008 | Perugia | PG | 5231 |
| Mercato Sa | SA | 5494 | Monteroni | SI | 5261 | Offida | AP | 5257 | Pesaro | PS | 5164 |
| Mercato Sa | FO | 5137 | Monteroni | LE | 5647 | Olbia | SS | 5612 | Pescara | PE | 5339 |
| Mesagne | BR | 5615 | Monteroton | RM | 5403 | Oleggio | NO | 4936 | Peschiera | MI | 5006 |
| Mesola | FE | 5091 | Montesano | SA | 5481 | Olevano Ro | RM | 5363 | Peschiera | VR | 4992 |
| Mesoraca | KR | 5672 | Montesarch | BN | 5453 | Olgiate Co | CO | 4877 | Pescia | PT | 5149 |
| Messina | ME | 5773 | Montescagl | MT | 5560 | Olgiate Oi | VA | 4942 | Petilia Po | KR | 5667 |
| Mezzolomba | TN | 4712 | Montesilva | PE | 5330 | Omegna | VB | 4750 | Petrosino | TP | 5969 |
| Milano | MI | 4999 | Montespert | FI | 5188 | Opera | MI | 5021 | Piacenza | PC | 5068 |
| Milazzo | ME | 5788 | Montevarch | AR | 5187 | Oppido Mam | RC | 5748 | Piana degl | PA | 5876 |
| Militello | CT | 5919 | Monticelli | PC | 5069 | Orbassano | TO | 4910 | Pianezza | TO | 4890 |
| Minervino | BA | 5497 | Montichiar | BS | 4992 | Orbetello | GR | 5470 | Piano di S | NA | 5575 |
| Minturno | LT | 5460 | Montorio a | TE | 5251 | Oria | BR | 5617 | Pianoro | BO | 5131 |
| Mira | VE | 5010 | Montoro In | AV | 5483 | Oristano | OR | 5711 | Piazza Arm | EN | 5905 |
| Mirabella | AV | 5442 | Monza | MI | 4957 | Orosei | NU | 5653 | Piazzola s | PD | 4977 |
| Mirabella | CT | 5913 | Morbegno | SO | 4635 | Orta di At | CE | 5506 | Picerno | PZ | 5452 |
| Mirandola | MO | 5117 | Morcone | BN | 5419 | Orta Nova | FG | 5476 | Piedimonte | CE | 5409 |
| Mirano | VE | 4988 | Mori | TN | 4844 | Orte | VT | 5364 | Pietraperz | EN | 5906 |
| Misilmeri | PA | 5869 | Morrovalle | MC | 5245 | Ortona | CH | 5364 | Pietrasant | LU | 5137 |
| Misterbian | CT | 5874 | Mortara | PV | 5045 | Orvieto | TR | 5337 | Pieve di S | TV | 4842 |
| Mistretta | ME | 5825 | Mosciano S | TE | 5293 | Orzinuovi | BS | 5003 | Pieve Eman | MI | 5024 |
| Modena | MO | 5124 | Motta di L | TV | 4882 | Osimo | AN | 5228 | Pignataro | CE | 5455 |
| Modica | RG | 6009 | Motta San | RC | 5802 | Ospedalett | PD | 5062 | Pinerolo | TO | 4880 |
| Modugno | BA | 5544 | Motta Visc | MI | 5044 | Ossi | SS | 5648 | Pineto | TE | 5318 |
| Mogliano V | TV | 4968 | Mottola | TA | 5578 | Ostellato | FE | 5116 | Pioltello | MI | 4986 |
| Mogoro | OR | 5726 | Muggia | TS | 4834 | Ostiglia | MN | 5094 | Piombino | LI | 5405 |
| Mola di Ba | BA | 5558 | Muggiò | MI | 4952 | Ostra | AN | 5194 | Piovasasco | TO | 4902 |
| Molfetta | BA | 5534 | Mugnano di | NA | 5527 | Ostuni | BR | 5595 | Piove di S | PD | 5042 |
| Molinella | BO | 5132 | Muro Lucan | PZ | 5448 | Otranto | LE | 5673 | Pisa | PI | 5195 |
| Moliterno | PZ | 5486 | Mussomeli | CL | 5893 | Ottaviano | NA | 5511 | Pisticci | MT | 5556 |
| Moncalieri | TO | 4958 | Napoli | NA | 5539 | Ovada | AL | 5079 | Pistoia | PT | 5144 |
| Mondolfo | PS | 5186 | Nardò | LE | 5662 | Ozieri | SS | 5624 | Pizzighett | CR | 5057 |
| Mondovi | CN | 5065 | Narni | TR | 5332 | Paceco | TP | 5934 | Pizzo | VV | 5680 |
| Mondragone | CE | 5498 | Naro | AG | 5951 | Pachino | SR | 6043 | Podenzano | PC | 5072 |
| Monfalcone | GO | 4806 | Negrar | VR | 4966 | Paderno Du | MI | 4966 | Poggiardo | LE | 5686 |
| Monopoli | BA | 5571 | Nembro | BG | 4845 | Padova | PD | 5017 | Poggibonsi | SI | 5223 |
| Monreale | PA | 5877 | Nepi | VT | 5411 | Padula | SA | 5476 | Poggio Ren | FE | 5128 |
| Monselice | PD | 5061 | Nerviano | MI | 4975 | Paese | TV | 4934 | Poggio Rus | MN | 5108 |
| Monserrato | CA | 5787 | Nettuno | RM | 5522 | Pagani | SA | 5517 | Poggiomari | NA | 5518 |
| Monsumman | PT | 5149 | Nichelino | TO | 4951 | Palagiano | TA | 5581 | Poirino | TO | 5022 |

| | | | | | | | | | | | |
|------------|----|------|------------|----|------|------------|----|------|--------------|----|------|
| Policoro | MT | 5589 | Ravenna | RA | 5124 | Salemi | TP | 5926 | San Vito C | CH | 5368 |
| Polignano | BA | 5566 | Recanati | MC | 5238 | Salerno | SA | 5511 | San Vito d | BR | 5605 |
| Polistena | RC | 5726 | Recco | GE | 5078 | Salò | BS | 4920 | Sanluri | CA | 5731 |
| Polla | SA | 5460 | Recoaro Te | VI | 4914 | Salsomaggi | PR | 5083 | Sannazzaro | PV | 5065 |
| Pollena Tr | NA | 5524 | Regalbuto | EN | 5840 | Saluzzo | CN | 4977 | Sannicandr | BA | 5547 |
| Pomarance | PI | 5284 | Reggello | FI | 5161 | Salzano | VE | 4982 | Sannicandr | FG | 5470 |
| Pomarico | MT | 5547 | Reggio di | RC | 5781 | Samarate | VA | 4937 | Sannicola | LE | 5674 |
| Pomezia | RM | 5504 | Reggio nel | RE | 5111 | Samassi | CA | 5747 | Sansepolcr | AR | 5161 |
| Pomigliano | NA | 5506 | Reggiolo | RE | 5111 | Sambuca di | AG | 5921 | Santa Cate | CL | 5879 |
| Pompei | NA | 5535 | Rende | CS | 5618 | Sammichele | BA | 5558 | Santa Croc | RG | 6024 |
| Ponsacco | PI | 5214 | Renon | BZ | 4591 | San Bartol | BN | 5431 | Santa Croc | CB | 5429 |
| Pontassiev | FI | 5150 | Rescaldina | MI | 4949 | San Benede | AP | 5291 | Santa Croc | PI | 5185 |
| Ponte di P | TV | 4908 | Rezzato | BS | 4949 | San Benede | MN | 5095 | Santa Marg | AG | 5921 |
| Ponte nell | BL | 4711 | Rho | MI | 4982 | San Biagio | TV | 4924 | Santa Marg | GE | 5082 |
| Ponte San | PD | 5030 | Ribera | AG | 5939 | San Bonifa | VR | 5019 | Santa Mari | PI | 5193 |
| Ponte San | BG | 4885 | Riccia | CB | 5418 | San Cascia | FI | 5182 | S.Maria a Vi | CE | 5472 |
| Pontecagna | SA | 5505 | Riccione | RN | 5146 | San Catald | CL | 5899 | S.Maria Cap | CE | 5479 |
| Pontecorvo | FR | 5407 | Riese Pio | TV | 4913 | San Cipria | CE | 5513 | Santa Mari | VE | 4986 |
| Pontedera | PI | 5202 | Riesi | CL | 5942 | San Colomb | MI | 5055 | Santa Mari | NA | 5537 |
| Pontenure | PC | 5074 | Rieti | RI | 5292 | San Damian | AT | 5066 | Santa Mari | RM | 5511 |
| Ponteveico | BS | 5040 | Rignano FI | RM | 5394 | San Daniel | UD | 4717 | Santa Tere | ME | 5806 |
| Pontinia | LT | 5478 | Rimini | RN | 5140 | San Donà d | VE | 4935 | Sant'Agata | BN | 5454 |
| Pontremoli | MS | 5074 | Riolo Term | RA | 5133 | San Donato | MI | 5012 | Sant'Agata | ME | 5811 |
| Ponzano Ve | TV | 4914 | Rionero in | PZ | 5459 | San Dorlig | TS | 4819 | Sant'Agata | CT | 5864 |
| Popoli | PE | 5282 | Riposto | CT | 5838 | San Felice | CE | 5475 | Sant'Agost | FE | 5127 |
| Poppi | AR | 5147 | Ritten | BZ | 4591 | San Felice | LT | 5529 | Sant'Ambro | VR | 4963 |
| Porcia | PN | 4808 | Riva del G | TN | 4817 | San Felice | MO | 5125 | Sant'Anast | NA | 5517 |
| Pordenone | PN | 4806 | Rivalta di | TO | 4901 | San Ferdin | FG | 5501 | Sant'Angel | PS | 5159 |
| Portici | NA | 5537 | Rivarolo C | TO | 4855 | San Gavino | CA | 5743 | Sant'Angel | LO | 5047 |
| Porto Empe | AG | 5972 | Rivoli | TO | 4889 | San Gimign | SI | 5230 | Sant'Antim | NA | 5516 |
| Porto Mant | MN | 5069 | Rivolta d' | CR | 4987 | San Giorgi | NA | 5535 | Sant'Antio | CA | 5836 |
| Porto San | AP | 5273 | Rizziconi | RC | 5727 | San Giorgi | BN | 5443 | Sant'Anton | NA | 5531 |
| Porto Sant | AP | 5263 | Robbio | PV | 5030 | San Giorgi | MN | 5077 | Sant'Arcan | PZ | 5525 |
| Porto Toll | RO | 5084 | Rocca di N | KR | 5702 | San Giorgi | UD | 4836 | Santarcang | RN | 5135 |
| Porto Torr | SS | 5663 | Rocca di P | RM | 5447 | San Giorgi | TA | 5615 | Sant'Arpin | CE | 5508 |
| Portoferra | LI | 5435 | Rocca Prio | RM | 5426 | San Giovan | AG | 5891 | Sant'Egidi | TE | 5267 |
| Portogruar | VE | 4875 | Roccadaspi | SA | 5501 | San Giovan | CS | 5642 | Sant'Elia | FR | 5378 |
| Portomaggi | FE | 5127 | Roccasecca | FR | 5378 | San Giovan | BO | 5132 | Sant'Elpid | AP | 5257 |
| Portoscuso | CA | 5821 | Roccastrad | GR | 5332 | San Giovan | CT | 5862 | Santena | TO | 4998 |
| Potenza | PZ | 5460 | Roggiano G | CS | 5583 | San Giovan | VR | 5020 | Santeramo | BA | 5550 |
| Potenza Pi | MC | 5245 | Rogliano | CS | 5622 | San Giovan | FG | 5478 | Santhià | VC | 4949 |
| Povoletto | UD | 4726 | Roma | RM | 5459 | San Giovan | AR | 5177 | Sant'Illari | RE | 5104 |
| Pozzallo | RG | 6035 | Romano d'E | VI | 4893 | San Giulia | MI | 5018 | Santo Stef | ME | 5824 |
| Pozzuoli | NA | 5563 | Romano di | BG | 4961 | San Giulia | PI | 5179 | Santo Stef | AG | 5902 |
| Pozzuolo d | UD | 4779 | Rometta | ME | 5781 | San Giusep | PA | 5883 | Santo Stin | VE | 4899 |
| Praia a Ma | CS | 5551 | Roncade | TV | 4942 | San Giusep | NA | 5514 | Sapri | SA | 5522 |
| Prato | PO | 5149 | Ronciglion | VT | 5416 | San Lazzar | BO | 5136 | Sarentino | BZ | 4542 |
| Pratola Pe | AQ | 5288 | Roncoferra | MN | 5081 | San Lucido | CS | 5632 | Sarozzo | BS | 4888 |
| Predappio | FO | 5132 | Rosà | VI | 4916 | San Marcel | CE | 5515 | Sarno | SA | 5502 |
| Preganziol | TV | 4956 | Rosarno | RC | 5719 | San Marcel | PT | 5128 | Sarntal | BZ | 4542 |
| Presicce | LE | 5707 | Roseto deg | TE | 5314 | San Marco | CS | 5590 | Saronno | VA | 4946 |
| Priolo Gar | SR | 5960 | Rosignano | LI | 5278 | San Marco | FG | 5474 | Sarzana | SP | 5105 |
| Priverno | LT | 5445 | Rosolina | RO | 5071 | San Martin | VR | 5006 | Sassari | SS | 5648 |
| Prizzi | PA | 5887 | Rosolini | SR | 6018 | San Martin | PD | 4944 | Sasso Marc | BO | 5130 |
| Procida | NA | 5588 | Rossano | CS | 5618 | San Marzan | TA | 5620 | Sassoferra | AN | 5180 |
| Pula | CA | 5835 | Rottofreno | PC | 5064 | San Mauro | TO | 4959 | Sassuolo | MO | 5117 |
| Pulsano | TA | 5625 | Rovato | BS | 4925 | San Michel | VE | 4872 | Sava | TA | 5626 |
| Putignano | BA | 5568 | Roverbella | MN | 5048 | San Michel | BR | 5604 | Saviano | NA | 5490 |
| Qualiano | NA | 5533 | Rovereto | TN | 4839 | San Miniat | PI | 5193 | Savigliano | CN | 5018 |
| Quarrata | PT | 5156 | Rovigo | RO | 5088 | San Nicola | CE | 5481 | Savignano | FO | 5135 |
| Quarto | NA | 5546 | Rozzano | MI | 5022 | San Panca | BR | 5633 | Savona | SV | 5111 |
| Quartu San | CA | 5791 | Rubano | PD | 5014 | San Pietro | VR | 4968 | Scafati | SA | 5528 |
| Quattro Ca | RE | 5104 | Rubiera | RE | 5118 | San Pietro | BO | 5132 | Scalea | CS | 5570 |
| Racalmuto | AG | 5930 | Ruffano | LE | 5693 | San Pietro | BR | 5629 | Scandiano | RE | 5116 |
| Racconigi | CN | 5008 | Rufina | FI | 5145 | San Prisco | CE | 5475 | Scandicci | FI | 5165 |
| Raffadali | AG | 5941 | Russi | RA | 5129 | San Remo | IM | 5207 | Scarperia | FI | 5134 |
| Ragusa | RG | 5996 | Rutigliano | BA | 5557 | San Salvo | CH | 5399 | Schio | VI | 4910 |
| Ramacca | CT | 5896 | Ruvo di Pu | BA | 5530 | San Severi | MC | 5204 | Schlanders | BZ | 4472 |
| Randazzo | CT | 5809 | Sabaudia | LT | 5516 | San Severo | FG | 5459 | Sciacca | AG | 5951 |
| Rapallo | GE | 5079 | Sacile | PN | 4818 | San Sperat | CA | 5762 | Scicli | RG | 6024 |
| Ravanusa | AG | 5948 | Sala Consi | SA | 5469 | San Vito a | PN | 4824 | Scilla | RC | 5763 |

| | | | | | | | | | | | |
|------------|----|------|------------|----|------|------------|----|------|------------|----|------|
| Scordia | CT | 5916 | Sortino | SR | 5949 | Torre Annu | NA | 5542 | Vedelago | TV | 4931 |
| Scorrano | LE | 5682 | Soverato | CZ | 5707 | Torre del | NA | 5539 | Veglie | LE | 5644 |
| Scorzè | VE | 4969 | Sovicille | SI | 5264 | Torre Sant | BR | 5621 | Velletri | RM | 5450 |
| Sedico | BL | 4740 | Spezzano A | CS | 5584 | Torremaggi | FG | 5454 | Venafro | IS | 5386 |
| Segni | RM | 5407 | Spezzano d | CS | 5613 | Torri di Q | VI | 4984 | Venaria | TO | 4903 |
| Segrate | MI | 4992 | Spilambert | MO | 5127 | Tortoli | NU | 5683 | Venezia | VE | 5004 |
| Selargius | CA | 5783 | Spilimberg | PN | 4740 | Tortona | AL | 5067 | Venosa | PZ | 5470 |
| Sellia Mar | CZ | 5696 | Spinazzola | BA | 5492 | Tortorici | ME | 5801 | Ventimigli | IM | 5220 |
| Selvazzano | PD | 5021 | Spinea | VE | 4985 | Toscolano- | BS | 4902 | Verbania | VB | 4748 |
| Senago | MI | 4963 | Spoletto | PG | 5260 | Tradate | VA | 4902 | Vercelli | VC | 5005 |
| Senigallia | AN | 5197 | Spoltore | PE | 5323 | Trani | BA | 5524 | Vergato | BO | 5127 |
| Senise | PZ | 5536 | Squinzano | LE | 5633 | Trapani | TP | 5935 | Verolanuov | BS | 5019 |
| Seravezza | LU | 5127 | Sterzing | BZ | 4441 | Trasacco | AQ | 5289 | Veroli | FR | 5352 |
| Seregno | MI | 4936 | Stigliano | MT | 5511 | Travagliat | BS | 4943 | Verona | VR | 4995 |
| Seriate | BG | 4887 | Stornarell | FG | 5477 | Trebisacce | CS | 5593 | Verzuolo | CN | 4984 |
| Sermide | MN | 5106 | Stradella | PV | 5064 | Trecate | NO | 5002 | Vetralla | VT | 5432 |
| Sermoneta | LT | 5450 | Strambino | TO | 4877 | Treia | MC | 5212 | Viadana | MN | 5103 |
| Serra San | VV | 5701 | Strongoli | KR | 5702 | Tremestier | CT | 5861 | Viareggio | LU | 5156 |
| Serracapri | FG | 5444 | Subiaco | RM | 5338 | Trento | TN | 4771 | Vibo Valen | VV | 5692 |
| Serradifal | CL | 5908 | Sulmona | AQ | 5292 | Trentola-D | CE | 5513 | Vicenza | VI | 4973 |
| Serramanna | CA | 5759 | Sumirago | VA | 4890 | Trepuzzi | LE | 5635 | Vico del G | FG | 5492 |
| Serravalle | PT | 5146 | Surbo | LE | 5638 | Trescore B | BG | 4869 | Vico Equen | NA | 5563 |
| Serravalle | AL | 5069 | Susa | TO | 4729 | Trevi | PG | 5238 | Vieste | FG | 5506 |
| Serravalle | VC | 4835 | Susegana | TV | 4863 | Treviglio | BG | 4966 | Vigasio | VR | 5034 |
| Serrenti | CA | 5743 | Suzzara | MN | 5104 | Treviso | TV | 4934 | Vigevano | PV | 5035 |
| Sersale | CZ | 5670 | Taggia | IM | 5196 | Trezzano s | MI | 5013 | Vignola | MO | 5127 |
| Sessa Auru | CE | 5464 | Tagliacozz | AQ | 5292 | Trezzo sul | MI | 4927 | Vigone | TO | 4942 |
| Sesto al R | PN | 4851 | Taglio di | RO | 5079 | Tricarico | MT | 5494 | Vigonza | PD | 5007 |
| Sesto Cale | VA | 4873 | Taormina | ME | 5819 | Tricase | LE | 5704 | Villa Carc | BS | 4896 |
| Sesto Fior | FI | 5154 | Taranto | TA | 5609 | Trieste | TS | 4821 | Villa Cast | BR | 5604 |
| Sesto San | MI | 4978 | Tarcento | UD | 4691 | Triggiano | BA | 5553 | Villa Lite | CE | 5511 |
| Sestri Lev | GE | 5090 | Tarquinia | VT | 5470 | Trinitapol | FG | 5502 | Villa San | RC | 5770 |
| Sestù | CA | 5774 | Tarvisio | UD | 4594 | Trino | VC | 5025 | Villabate | PA | 5868 |
| Settimo Mi | MI | 4996 | Taurianova | RC | 5735 | Trivento | CB | 5376 | Villacidro | CA | 5761 |
| Settimo To | TO | 4947 | Taurisano | LE | 5698 | Troia | FG | 5451 | Villadose | RO | 5086 |
| Seveso | MI | 4936 | Tavagnacco | UD | 4735 | Troina | EN | 5823 | Villadosso | VB | 4614 |
| Sezze | LT | 5449 | Tavarnelle | FI | 5201 | Tropea | VV | 5713 | Villafranc | VR | 5024 |
| Siculiana | AG | 5968 | Taviano | LE | 5692 | Turi | BA | 5561 | Villafranc | ME | 5778 |
| Siderno | RC | 5763 | Teano | CE | 5447 | Tursi | MT | 5554 | Villaputzu | CA | 5759 |
| Siena | SI | 5244 | Tempio Pau | SS | 5604 | Tuscania | VT | 5420 | Villaricca | NA | 5527 |
| Signa | FI | 5163 | Teolo | PD | 5030 | Udine | UD | 4746 | Villarosa | EN | 5869 |
| Silandro | BZ | 4472 | Teramo | TE | 5261 | Ugento | LE | 5701 | Villasanta | MI | 4948 |
| Silvi | TE | 5329 | Terlizzi | BA | 5531 | Umbertide | PG | 5202 | Villorba | TV | 4915 |
| Sinalunga | SI | 5248 | Terme Vigl | ME | 5790 | Urbania | PS | 5155 | Vimercate | MI | 4935 |
| Siniscola | NU | 5642 | Termini Im | PA | 5859 | Urbino | PS | 5154 | Vimodrone | MI | 4981 |
| Sinnai | CA | 5775 | Termoli | CB | 5431 | Urgnano | BG | 4928 | Vinci | FI | 5167 |
| Siracusa | SR | 5993 | Terni | TR | 5300 | Vado Ligur | SV | 5115 | Vinovo | TO | 4958 |
| Solaro | MI | 4948 | Terracina | LT | 5498 | Vairano Pa | CE | 5423 | Vipiteno | BZ | 4441 |
| Soliera | MO | 5123 | Terralba | OR | 5730 | Valdagno | VI | 4934 | Virgilio | MN | 5080 |
| Solofra | AV | 5472 | Terranova | CS | 5587 | Valderice | TP | 5928 | Viterbo | VT | 5403 |
| Somma Lom | VA | 4906 | Terranuova | AR | 5179 | Valdobbiad | TV | 4841 | Vittoria | RG | 5997 |
| Somma Vesu | NA | 5512 | Terrasini | PA | 5887 | Valenza | AL | 5070 | Vittorio V | TV | 4806 |
| Sommacamp | VR | 5008 | Terzigno | NA | 5516 | Valenzano | BA | 5550 | Vizzini | CT | 5942 |
| Sommariva | CL | 5028 | Tezze sul | VI | 4930 | Valguarner | EN | 5876 | Voghera | PV | 5067 |
| Sommatino | CN | 5933 | Thiene | VI | 4911 | Valle Auri | BZ | 4370 | Volla | NA | 5522 |
| Sona | VR | 4997 | Tirano | SO | 4559 | Vallo dell | SA | 5534 | Volpiano | TO | 4924 |
| Sondrio | SO | 4589 | Tito | PZ | 5452 | Valmadrera | LC | 4822 | Volterra | PI | 5259 |
| Sonnino | LT | 5455 | Tivoli | RM | 5384 | Valmontone | RM | 5402 | Zafferana | CT | 5838 |
| Sora | FR | 5334 | Todi | PG | 5297 | Varallo | VC | 4747 | Zagarolo | RM | 5406 |
| Sorbolo | PR | 5104 | Tolentino | MC | 5211 | Varazze | SV | 5100 | Zevio | VR | 5023 |
| Soresina | CR | 5036 | Tolmezzo | UD | 4623 | Varede | MI | 4955 | Zogno | BG | 4825 |
| Soriano ne | VT | 5390 | Torgiano | PG | 5249 | Varese | VA | 4849 | Zola Predo | BO | 5133 |
| Sorrento | NA | 5580 | Torino | TO | 4938 | Vasto | CH | 5398 | | | |
| Sorso | SS | 5644 | Toritto | BA | 5540 | Vecchiano | PI | 5177 | | | |

Le zone meno assolate e quelle più assolate in Italia

Le punte minime d'insolazione si raggiungono, com'è naturale, in Alto Adige/Süd Tirol ed in Friuli; quelle massime nella Sicilia meridionale. Si va dai circa 4370 MJ/m²anno in provincia di Bolzano agli oltre 6040 MJ/m²anno in provincia di Siracusa (ben inteso, considerando solo i 1614 comuni che figurano in questa pubblicazione).

Tabella 19
Insolazione media annua nel periodo 1994-1999 (MJ/m²anno)

| valori più bassi | | | valori più alti | | |
|------------------|---|------|-----------------|----------------------|------|
| BZ | Valle Aurina / Ahrntal | 4370 | AG | Favara | 5952 |
| BZ | Brunico / Bruneck | 4439 | AG | Campobello di Licata | 5954 |
| BZ | Vipiteno / Sterzing | 4441 | SR | Melilli | 5955 |
| BZ | Silandro / Sclanders | 4472 | AG | Agrigento | 5958 |
| BZ | Bressanone / Brixen | 4498 | CL | Niscemi | 5958 |
| BZ | Merano / Meran | 4520 | TP | Campobello di Mazara | 5959 |
| SO | Chiavenna | 4540 | SR | Priolo Gargallo | 5960 |
| BZ | Sarentino / Sarntal | 4542 | CL | Butera | 5962 |
| BL | Cortina d'Ampezzo | 4546 | TP | Marsala | 5963 |
| SO | Tirano | 4559 | SR | Palazzolo Acreide | 5966 |
| BZ | Castelrotto / Kastelruth | 4573 | AG | Siculiana | 5968 |
| SO | Sondrio | 4589 | TP | Petrosino | 5969 |
| BZ | Renon / Ritten | 4591 | TP | Mazara del Vallo | 5971 |
| UD | Tarvisio | 4594 | RG | Chiaromonte Gulfi | 5972 |
| VB | Domodossola | 4596 | AG | Porto Empedocle | 5972 |
| BZ | Bolzano / Bozen | 4607 | SR | Florida | 5975 |
| VB | Villadossola | 4614 | AG | Palma di Montechiaro | 5976 |
| AO | Aosta / Aoste | 4617 | SR | Canicattini Bagni | 5980 |
| UD | Tolmezzo | 4623 | RG | Acate | 5981 |
| BZ | Appiano sulla Strada del Vino / Eppan an der Weinstrasse | 4628 | TP | Pantelleria | 5981 |
| SO | Morbegno | 4635 | CL | Gela | 5986 |
| TN | Cles | 4637 | SR | Siracusa | 5993 |
| BZ | Laives / Leifers | 4637 | RG | Comiso | 5995 |
| LC | Colico | 4655 | AG | Licata | 5995 |
| UD | Gemona del Friuli | 4669 | RG | Ragusa | 5996 |
| VB | Cannobio | 4686 | RG | Vittoria | 5997 |
| UD | Tarcento | 4691 | SR | Avola | 6007 |
| UD | Buia | 4693 | SR | Noto | 6008 |
| BL | Ponte nelle Alpi | 4711 | RG | Modica | 6009 |
| TN | Mezzolombardo | 4712 | SR | Rosolini | 6018 |
| UD | San Daniele del Friuli | 4717 | SR | Santa Croce Camerina | 6024 |
| PN | Maniago | 4718 | RG | Scicli | 6024 |
| BS | Breno | 4721 | RG | Ispica | 6026 |
| UD | Cividale del Friuli | 4721 | RG | Pozzallo | 6035 |
| | | | SR | Pachino | 6043 |

Mappe mensili della radiazione 1998, 1999 e media 1994-1999

I valori di radiazione giornaliera media mensile sono rappresentati nelle mappe con una gamma continua di colori dal viola al rosso nel senso crescente.

Si è adottata un'unica scala cromatica, che copre tutto l'intervallo di valori da zero al massimo annuale: di conseguenza nella mappa di un singolo mese sono presenti solo i colori di un intervallo parziale della gamma.

Le mappe sono pubblicate così come escono dal programma grafico che le ha prodotte. L'unico intervento (automatico) su di esse prima della tracciatura delle isolinee è consistito nell'applicazione di un filtro lineare per la lisciatura di superfici tridimensionali; non si è operato alcun intervento manuale di cosmetica.

Sono disponibili alla pagina web:

<http://clisun.casaccia.enea.it/Pagine/MappeRadiazione.htm>

I volumi di questa serie contengono i valori medi mensili della radiazione solare globale al suolo sul piano orizzontale, stimati elaborando le immagini del satellite Meteosat per 1614 comuni italiani (tutti quelli con almeno 10.000 abitanti; una parte di quelli con almeno 5.000 abitanti, situati in zone poco popolate).

La stima fornisce valori che coprono il territorio italiano con una risoluzione spaziale intorno ai 7 km ed un'approssimazione media del 6.5 % rispetto a quelli ricavati dalle misure rilevate a terra dai piranometri dell'*Ufficio Generale per la Meteorologia* dell'Aeronautica Militare Italiana e della *Rete Agrometeorologica Nazionale* del Ministero per le Politiche Agricole.

Questo volume riporta i valori giornalieri medi mensili degli anni 1998-1999, le medie del periodo 1994-1999 e l'irradiazione annua media dello stesso periodo.

Sono fornite anche, a colori, le mappe mensili della radiazione nel biennio.